



## FIM JUNIORGP WORLD CHAMPIONSHIP - PORTIMAO

Autódromo Internacional do Algarve

Moto 2 ECH

20 - 23 June 2024

Laps and Sector Times - RACE 1 - 16 LAPS

Autodromo Internacional Algarve - 4592mtr.

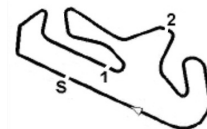
4 ERIC FERNÁNDEZ										KALEX									
lap	Sect-1	Speed	Sect-2	Speed	Sect-3	Speed	TopSpeed	laptime	pit	lap	Sect-1	Speed	Sect-2	Speed	Sect-3	Speed	Topspeed	laptime	pit
1		96.4	30.211	<u>123.4</u>	40.119		174.5	1:46.696		9	<u>33.874</u>	101.6	29.685	116.6	40.152		282.7	<u>1:43.711</u>	
2	34.202	98.7	29.634		<u>39.926</u>		273.4	1:43.762		10	34.031	102.7	29.722		40.414		275.5	1:44.167	
3	34.038	100.7	29.770	120.8	40.116		274.8	1:43.924		11	34.103	100.6	29.878	116.1	40.354		281.3	1:44.335	
4	34.157	100.6	29.687	117.9	40.189		274.8	1:44.033		12	34.226	<u>104.3</u>	30.054	116.9	40.626		280.5	1:44.906	
5	34.040	103.3	29.894		40.030		270.7	1:43.964		13	34.758	98.2	30.313	110.5	40.876		279.8	1:45.947	
6	34.119	99.3	<u>29.590</u>	114.6	40.200		274.8	1:43.909		14	34.234	99.2	30.137	113.0	40.830		276.9	1:45.201	
7	34.020	100.1	<u>30.202</u>	117.8	40.338		276.9	1:44.560		15	34.519	99.9	30.190	110.9	40.872		277.6	1:45.581	
8	34.097	100.3	29.816	120.1	40.216		278.4	1:44.129		16	34.603	96.9	30.195	111.2	40.867		<u>283.5</u>	1:45.665	

5 LORENZO FELLON										KALEX									
lap	Sect-1	Speed	Sect-2	Speed	Sect-3	Speed	TopSpeed	laptime	pit	lap	Sect-1	Speed	Sect-2	Speed	Sect-3	Speed	Topspeed	laptime	pit
1	<u>19.135</u>	101.2	30.599	115.5	40.493			1:30.227		9	34.406	102.5	30.138	118.7	40.780		272.0	1:45.324	
2	34.462	102.5	29.980	118.3	40.502		279.1	1:44.944		10	34.551	98.7	30.308	118.4	40.851		273.4	1:45.710	
3	34.114	104.0	30.075	118.0	<u>40.131</u>		<u>280.5</u>	<u>1:44.320</u>		11	34.574	100.8	30.320	119.7	40.766		269.3	1:45.660	
4	34.208	103.6	<u>29.805</u>	<u>121.9</u>	40.687		277.6	1:44.700		12	34.514	<u>105.9</u>	30.327	117.9	40.583		271.4	1:45.424	
5	35.640	104.9	30.421	109.1	40.625		274.8	1:46.686		13	34.582	105.4	30.289	121.2	40.623		271.4	1:45.494	
6	34.391	102.1	30.042	118.3	40.774		271.4	1:45.207		14	34.468	103.3	30.331	121.3	40.758		272.7	1:45.557	
7	34.305	105.5	30.412	118.2	40.804		270.7	1:45.521		15	34.601	101.7	30.336	118.9	40.637		273.4	1:45.574	
8	34.442	104.3	30.159	120.8	40.952		270.0	1:45.553		16									

7 JOHAN GIMBERT										KALEX									
lap	Sect-1	Speed	Sect-2	Speed	Sect-3	Speed	TopSpeed	laptime	pit	lap	Sect-1	Speed	Sect-2	Speed	Sect-3	Speed	Topspeed	laptime	pit
1		96.3	30.468	115.0	40.484		181.2	1:48.627		9	34.573	97.6	30.301	114.6	41.348		279.8	1:46.222	
2	34.845	97.1	<u>29.925</u>	<u>118.2</u>	40.387		278.4	1:45.157		10	34.769	96.4	30.337	111.9	41.171		280.5	1:46.277	
3	34.375	96.1	29.950	116.4	<u>40.283</u>		<u>286.5</u>	<u>1:44.608</u>		11	34.614	97.7	30.350	115.5	41.115		279.8	1:46.079	
4	34.205	96.3	30.029	117.0	40.552		285.0	1:44.786		12	34.785	97.7	30.350	112.3	41.173		279.8	1:46.308	
5	<u>34.140</u>	99.0	30.084	113.7	40.472		284.2	1:44.696		13	34.686	98.4	30.308	114.2	40.984		277.6	1:45.978	
6	34.330	96.9	29.968	114.0	40.929		283.5	1:45.227		14	34.504	98.0	30.314	115.6	40.927		279.1	1:45.745	
7	34.528	98.1	30.423	116.6	41.206		285.0	1:46.157		15	34.663	95.8	30.600	111.6	41.302		281.3	1:46.565	
8	34.449	<u>99.5</u>	30.281	118.0	41.084		281.3	1:45.814		16	34.389	96.7	30.140	114.9	40.888		281.3	1:45.417	

8 MARCO TAPIA										KALEX									
lap	Sect-1	Speed	Sect-2	Speed	Sect-3	Speed	TopSpeed	laptime	pit	lap	Sect-1	Speed	Sect-2	Speed	Sect-3	Speed	Topspeed	laptime	pit
1										1									

9 CHARLES AUBRIE										KALEX									
lap	Sect-1	Speed	Sect-2	Speed	Sect-3	Speed	TopSpeed	laptime	pit	lap	Sect-1	Speed	Sect-2	Speed	Sect-3	Speed	Topspeed	laptime	pit
1		91.3	31.529	113.6	<u>41.799</u>		177.0	1:52.952		9	36.163	95.0	31.471	115.3	43.216		265.4	1:50.850	
2	35.916	97.6	<u>31.136</u>	115.4	41.852		<u>273.4</u>	<u>1:48.904</u>		10	36.237	96.2	31.754	112.3	42.331		265.4	1:50.322	
3	36.210	96.4	31.170	109.0	41.855		270.0	1:49.235		11	36.299	93.2	31.529	111.0	42.584		266.0	1:50.412	
4	<u>35.436</u>	<u>100.3</u>	31.437	115.0	42.129		270.7	1:49.002		12	36.429	92.9	31.458	114.8	43.040		264.1	1:50.927	
5	35.855	94.0	31.242	113.8	42.376		268.0	1:49.473		13	36.267	93.8	31.617	111.9	42.503		266.0	1:50.387	
6	35.809	96.9	31.336	112.0	42.329		267.3	1:49.474		14	36.695	92.7	31.710	110.5	42.676		267.3	1:51.081	
7	36.003	98.9	31.421	<u>118.4</u>	42.255		266.0	1:49.679		15	36.471	93.3	31.450	108.7	42.359		267.3	1:50.280	
8	36.033	96.0	31.200	113.7	42.356		265.4	1:49.589		16	36.094	96.5	31.635	109.3	42.539		268.0	1:50.268	



## FIM JUNIORGP WORLD CHAMPIONSHIP - PORTIMAO

Autódromo Internacional do Algarve

Moto 2 ECH

20 - 23 June 2024

Laps and Sector Times - RACE 1 - 16 LAPS

Autodromo Internacional Algarve - 4592mtr.

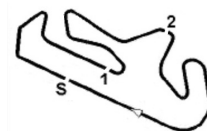
10 UNAI ORRADRE										KALEX									
lap	Sect-1	Speed	Sect-2	Speed	Sect-3	Speed	TopSpeed	laptime	pit	lap	Sect-1	Speed	Sect-2	Speed	Sect-3	Speed	Topspeed	laptime	pit
1		103.0	30.284	<u>125.1</u>	40.263		172.0	1:46.522		9	34.072	103.9	29.760	118.7	40.183		279.1	1:44.015	
2	33.802	104.7	<u>29.424</u>	118.7	<u>39.895</u>		<u>282.7</u>	<u>1:43.121</u>		10	33.869	103.3	29.730	118.4	40.155		277.6	1:43.754	
3	33.983	101.0	29.676	121.6	40.152		280.5	1:43.811		11	34.016	104.7	29.608	116.3	40.060		277.6	1:43.684	
4	34.098	107.2	29.646	123.9	40.232		275.5	1:43.976		12	34.087	103.2	29.704	114.6	40.105		279.8	1:43.896	
5	<u>33.708</u>	<u>108.3</u>	29.519	120.5	40.186		274.1	1:43.413		13	34.023	104.1	29.977	115.6	40.123		276.2	1:44.123	
6	33.808	105.8	29.688	121.9	40.631		274.1	1:44.127		14	34.525	102.4	29.939	116.5	41.024		274.8	1:45.488	
7	34.196	105.4	29.649	117.9	40.827		276.2	1:44.672		15	34.469	103.3	30.083	116.4	40.738		274.1	1:45.290	
8	34.248	105.6	30.170	121.9	40.435		272.7	1:44.853		16	34.420	102.6	29.964	119.7	40.809		275.5	1:45.193	

11 JORGE NAVARRO										FORWARD									
lap	Sect-1	Speed	Sect-2	Speed	Sect-3	Speed	TopSpeed	laptime	pit	lap	Sect-1	Speed	Sect-2	Speed	Sect-3	Speed	Topspeed	laptime	pit
1		96.8	30.695	121.8	39.963		171.2	1:46.739		9	33.848	105.7	30.804	114.5	40.865		282.7	1:45.517	
2	33.945	101.8	<u>29.686</u>		39.849		280.5	<u>1:43.480</u>		10	33.904	105.1	30.767		40.868		<u>286.5</u>	1:45.539	
3	33.874	101.9	29.814	119.5	<u>39.837</u>		284.2	1:43.525		11	34.337	102.1	30.326	114.3	40.749		281.3	1:45.412	
4	33.835	<u>108.4</u>	29.996	<u>126.3</u>	40.682		274.8	1:44.513		12	34.019	106.0	30.462	118.0	40.347		284.2	1:44.828	
5	<u>33.817</u>	101.9	30.063	115.9	40.123		284.2	1:44.003		13	34.913	102.9	30.414	118.0	40.925		282.0	1:46.252	
6	33.881	104.0	29.772	117.8	40.236		278.4	1:43.889		14	34.483	99.4	30.564	114.9	40.677		280.5	1:45.724	
7	34.042	100.7	30.175	116.4	40.307		285.7	1:44.524		15	34.346	101.4	30.415	115.8	40.804		283.5	1:45.565	
8	34.123	101.8	30.023	116.4	40.473		282.0	1:44.619		16	34.405	103.9	30.494	115.0	40.913		283.5	1:45.812	

13 MATTIA RATO										KALEX									
lap	Sect-1	Speed	Sect-2	Speed	Sect-3	Speed	TopSpeed	laptime	pit	lap	Sect-1	Speed	Sect-2	Speed	Sect-3	Speed	Topspeed	laptime	pit
1		93.8	30.410	117.6	40.623		184.3	1:49.048		4	<u>34.172</u>	103.2	29.953		40.850		<u>282.7</u>	1:44.975	
2	34.908	93.9	30.119	<u>119.2</u>	<u>40.292</u>		274.8	1:45.319		5	34.558	103.7	30.151	114.2	40.861		272.7	1:45.570	
3	34.507	101.1	<u>29.932</u>	117.9	40.480		276.9	<u>1:44.919</u>		6									

16 KAITO TOBA										KALEX									
lap	Sect-1	Speed	Sect-2	Speed	Sect-3	Speed	TopSpeed	laptime	pit	lap	Sect-1	Speed	Sect-2	Speed	Sect-3	Speed	Topspeed	laptime	pit
1		102.4	30.243	123.4	40.250		173.6	1:47.457		9	34.050	<u>109.6</u>	30.606	<u>124.4</u>	40.669		280.5	1:45.325	
2	34.264	103.6	<u>29.557</u>	120.9	<u>39.987</u>		279.8	1:43.808		10	34.371	105.8	30.525	122.7	40.917		280.5	1:45.813	
3	34.362	101.0	29.930	121.6	40.268		278.4	1:44.560		11	34.726	102.6	30.042	112.9	40.614		275.5	1:45.382	
4	33.990	104.1	29.709	121.1	40.290		282.0	1:43.989		12	34.475	106.9	30.176	119.7	40.340		<u>283.5</u>	1:44.991	
5	33.896	105.1	29.745	119.5	40.162		282.7	1:43.803		13	34.348	103.6	30.068	118.2	40.774		281.3	1:45.190	
6	<u>33.710</u>	108.0	29.694	119.7	40.383		282.7	<u>1:43.787</u>		14	34.274	105.1	30.337	120.1	41.182		278.4	1:45.793	
7	33.861	104.8	29.723	119.3	40.336		281.3	1:43.920		15	34.215	105.7	30.119	114.4	41.015		279.1	1:45.349	
8	34.092	104.7	29.703	118.0	40.245		282.0	1:44.040		16	34.375	103.8	29.980	116.0	40.909		278.4	1:45.264	

17 DANIEL MUÑOZ										KALEX									
lap	Sect-1	Speed	Sect-2	Speed	Sect-3	Speed	TopSpeed	laptime	pit	lap	Sect-1	Speed	Sect-2	Speed	Sect-3	Speed	Topspeed	laptime	pit
1		103.3	30.184	<u>131.4</u>	39.854		160.7	1:45.864		9	33.831	106.5	29.787	122.9	40.203		276.2	1:43.821	
2	34.079	106.4	29.612	125.7	<u>39.788</u>		278.4	1:43.479		10	33.760	107.7	29.744	124.1	40.434		277.6	1:43.938	
3	34.050	104.8	30.673	122.9	40.154		280.5	1:44.877		11	34.171	105.0	29.775	122.2	40.183		276.9	1:44.129	
4	33.820	106.3	29.740	125.6	39.828		<u>282.0</u>	<u>1:43.388</u>		12	33.690	107.9	29.921	122.4	40.063		276.2	1:43.674	
5	33.951	<u>109.2</u>	29.749	120.8	40.009		277.6	1:43.709		13	33.734	108.9	29.955	125.3	40.203		276.9	1:43.892	
6	<u>33.631</u>	107.4	29.645	122.4	40.508		278.4	1:43.784		14	33.962	106.8	29.950	121.1	40.385		274.1	1:44.297	
7	33.848	106.1	29.624	124.9	40.866		276.9	1:44.338		15	34.048	104.8	30.010	121.1	40.576		276.9	1:44.634	



## FIM JUNIORGP WORLD CHAMPIONSHIP - PORTIMAO

Autódromo Internacional do Algarve

Moto 2 ECH

20 - 23 June 2024

Laps and Sector Times - RACE 1 - 16 LAPS

Autodromo Internacional Algarve - 4592mtr.

8	34.144	104.5	<u>29.546</u>	123.1	40.133	275.5	1:43.823	16	34.748	105.8	29.961	121.9	40.058	275.5	1:44.767
---	--------	-------	---------------	-------	--------	-------	----------	----	--------	-------	--------	-------	--------	-------	----------

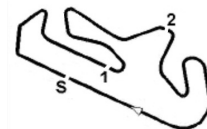
22 BRETT ROBERTS									BOSCOSCURO										
lap	Sect-1	Speed	Sect-2	Speed	Sect-3	Speed	TopSpeed	laptime	pit	lap	Sect-1	Speed	Sect-2	Speed	Sect-3	Speed	Topspeed	laptime	pit
1		96.8	30.686	<u>117.9</u>	40.769		178.8	1:48.441		9	35.193	<u>103.3</u>	30.712	114.9	40.904		277.6	1:46.809	
2	35.170	98.0	30.283	115.6	40.426		<u>285.0</u>	1:45.879		10	36.024	100.7	30.460	113.9	40.700		276.9	1:47.184	
3	35.293	98.1	30.264	117.1	<u>40.312</u>		282.7	1:45.869		11	34.623	101.3	30.356	114.3	40.532		279.1	1:45.511	
4	<u>34.404</u>	101.5	30.231	117.1	40.386		282.7	<u>1:45.021</u>		12	34.589	<u>103.3</u>	30.484	115.6	40.587		278.4	1:45.660	
5	34.583	101.3	<u>30.185</u>	113.3	40.565		281.3	1:45.333		13	34.575	102.7	30.525	117.0	40.609		278.4	1:45.709	
6	34.657	99.7	30.403	112.3	40.653		281.3	1:45.713		14	34.444	102.1	30.367	115.8	40.686		278.4	1:45.497	
7	34.447	102.7	30.427	114.3	40.899		277.6	1:45.773		15	34.700	97.4	30.518	114.9	40.822		280.5	1:46.040	
8	34.627	99.5	31.138	114.6	40.913		277.6	1:46.678		16	34.531	99.8	30.790	112.4	41.292		281.3	1:46.613	

23 TAIGA HADA									KALEX										
lap	Sect-1	Speed	Sect-2	Speed	Sect-3	Speed	TopSpeed	laptime	pit	lap	Sect-1	Speed	Sect-2	Speed	Sect-3	Speed	Topspeed	laptime	pit
1		103.7	36.812	108.8	41.377		181.5	1:56.535		9	34.923	104.1	30.821	111.3	41.021		274.8	1:46.765	
2	34.836	100.1	30.475	112.6	<u>40.355</u>		279.1	<u>1:45.666</u>		10	34.745	99.9	30.504	111.1	41.127		273.4	1:46.376	
3	35.161	<u>104.5</u>	30.575	102.9	41.189		<u>279.8</u>	1:46.925		11	34.723	100.4	30.513	112.4	40.870		273.4	1:46.106	
4	<u>34.638</u>	99.8	30.462	<u>113.0</u>	41.202		276.2	1:46.302		12	34.696	98.6	30.636	111.9	40.949		274.1	1:46.281	
5	34.982	102.2	30.428	108.3	40.990		274.1	1:46.400		13	34.891	98.4	30.641	112.3	40.917		274.8	1:46.449	
6	34.701	97.7	30.519	112.3	40.813		274.8	1:46.033		14	34.737	100.4	30.583	110.5	41.088		273.4	1:46.408	
7	34.779	101.5	30.608	110.4	41.110		274.1	1:46.497		15	34.701	97.3	30.705	110.9	41.013		277.6	1:46.419	
8	34.891	99.7	<u>30.369</u>	112.3	40.978		272.0	1:46.238		16	34.961	96.4	31.401	109.8	41.656		276.9	1:48.018	

27 MAXWELL TOTH									KALEX										
lap	Sect-1	Speed	Sect-2	Speed	Sect-3	Speed	TopSpeed	laptime	pit	lap	Sect-1	Speed	Sect-2	Speed	Sect-3	Speed	Topspeed	laptime	pit
1		97.4	31.598	116.8	40.962		175.9	1:51.667		5	37.242	<u>102.5</u>	30.694	111.6	41.086		276.2	1:49.022	
2	34.856	102.3	30.399	<u>117.5</u>	40.492		<u>277.6</u>	<u>1:45.747</u>		6	35.980	100.2	30.995	115.1	41.217		273.4	1:48.192	
3	<u>34.540</u>	102.3	30.784	115.4	40.534		<u>277.6</u>	1:45.858		7	44.466	101.4	33.014	111.9	Pit In		269.3	2:26.058	
4	34.919	102.2	<u>30.389</u>	116.6	<u>40.457</u>		271.4	1:45.765		8									

29 HARRISON VOIGHT									KALEX										
lap	Sect-1	Speed	Sect-2	Speed	Sect-3	Speed	TopSpeed	laptime	pit	lap	Sect-1	Speed	Sect-2	Speed	Sect-3	Speed	Topspeed	laptime	pit
1		99.3	30.504	114.3	40.310		176.8	1:48.068		5	<u>33.911</u>	103.6	30.055		40.319		284.2	1:44.285	
2	34.113	101.6	29.916	118.4	40.276		275.5	1:44.305		6	34.424	106.4	30.846	118.9	40.788		281.3	1:46.058	
3	34.072	101.7	30.000	120.4	<u>40.145</u>		<u>285.0</u>	1:44.217		7	34.342	<u>108.8</u>	31.208	116.9	43.617		277.6	1:49.167	
4	34.110	102.0	<u>29.763</u>	<u>121.1</u>	40.293		<u>285.0</u>	<u>1:44.166</u>		8	35.415	103.5	32.962	115.9	Pit In		273.4	2:14.715	

30 GIANPAOLO DI VITTORI									KALEX										
lap	Sect-1	Speed	Sect-2	Speed	Sect-3	Speed	TopSpeed	laptime	pit	lap	Sect-1	Speed	Sect-2	Speed	Sect-3	Speed	Topspeed	laptime	pit
1		96.2	31.596		41.574		181.2	1:51.984		9	35.237	96.9	30.860	<u>119.1</u>	42.452		<u>276.2</u>	1:48.549	
2	35.252	<u>102.5</u>	<u>30.785</u>		41.708		257.8	<u>1:47.745</u>		10	35.334	95.2	31.381		42.089		272.7	1:48.804	
3	35.427	98.9	30.831		<u>41.537</u>		268.7	1:47.795		11	35.417	91.4	31.034		42.116		274.8	1:48.567	
4	35.338	97.6	30.794		41.730		<u>276.2</u>	1:47.862		12	35.608	96.3	31.427		42.095		273.4	1:49.130	
5	35.683	97.9	30.995	109.3	41.696		266.0	1:48.374		13	35.352	97.4	31.632	115.0	42.455		<u>276.2</u>	1:49.439	
6	<u>35.196</u>	97.3	30.977		41.612		<u>276.2</u>	1:47.785		14	35.680	93.1	31.574	113.0	42.366		275.5	1:49.620	
7	37.538	96.6	31.114		41.811		274.8	1:50.463		15	35.905	89.5	31.447		42.485		271.4	1:49.837	
8	35.687	96.7	30.968	113.4	41.904		272.7	1:48.559		16	35.591	94.1	31.714		42.294		274.1	1:49.599	



## FIM JUNIORGP WORLD CHAMPIONSHIP - PORTIMAO

Autódromo Internacional do Algarve

Moto 2 ECH

20 - 23 June 2024

Laps and Sector Times - RACE 1 - 16 LAPS

Autodromo Internacional Algarve - 4592mtr.

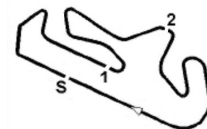
31 ROBERTO GARCÍA									KALEX										
lap	Sect-1	Speed	Sect-2	Speed	Sect-3	Speed	TopSpeed	laptime	pit	lap	Sect-1	Speed	Sect-2	Speed	Sect-3	Speed	Topspeed	laptime	pit
1		105.1	30.042	<u>130.8</u>	39.750		160.5	1:44.992		9	33.958	102.3	29.780	123.0	40.011		283.5	1:43.749	
2	33.600	105.6	<u>29.441</u>	126.3	<u>39.551</u>		282.0	<u>1:42.592</u>		10	34.325	102.4	29.494	122.9	40.062		279.8	1:43.881	
3	33.814	<u>106.0</u>	29.512	119.7	39.696		282.0	1:43.022		11	34.082	101.3	29.720	120.4	40.217		282.7	1:44.019	
4	33.884	103.4	29.725	120.4	39.877		279.1	1:43.486		12	34.023	104.9	29.849	120.0	40.183		279.8	1:44.055	
5	33.855	103.8	29.676	119.6	39.889		284.2	1:43.420		13	34.036	101.8	29.835	118.8	40.291		284.2	1:44.162	
6	33.845	102.2	29.516	118.7	40.260		<u>285.0</u>	1:43.621		14	33.967	103.6	29.633	121.1	39.989		280.5	1:43.589	
7	<u>33.548</u>	105.5	29.583	120.4	39.987		283.5	1:43.118		15	33.904	102.4	29.780	117.6	40.233		281.3	1:43.917	
8	33.806	102.7	29.477	124.1	40.178		282.7	1:43.461		16	34.029	103.3	30.002	116.0	40.514		282.0	1:44.545	

40 MATTIA CASADEI									BOSCOSCURO										
lap	Sect-1	Speed	Sect-2	Speed	Sect-3	Speed	TopSpeed	laptime	pit	lap	Sect-1	Speed	Sect-2	Speed	Sect-3	Speed	Topspeed	laptime	pit
1		96.3	30.602	118.7	40.043		169.8	1:47.152		9	34.007	99.4	29.872	116.9	40.180		282.7	1:44.059	
2	34.254	100.9	<u>29.737</u>	118.4	40.013		280.5	1:44.004		10	34.003	99.7	29.992	118.0	40.677		284.2	1:44.672	
3	34.337	101.0	30.167	112.7	40.578		276.9	1:45.082		11	34.553	97.7	29.970	116.5	40.269		277.6	1:44.792	
4	34.043	100.2	29.743	117.1	40.126		285.7	1:43.912		12	34.022	101.9	29.870	115.4	40.119		282.7	1:44.011	
5	<u>33.825</u>	105.8	29.906	117.4	<u>39.989</u>		284.2	<u>1:43.720</u>		13	34.179	101.1	29.924	116.5	40.251		280.5	1:44.354	
6	33.899	<u>107.6</u>	30.976	<u>120.9</u>	40.194		<u>286.5</u>	1:45.069		14	34.038	99.2	29.966	117.4	40.428		281.3	1:44.432	
7	33.912	102.8	29.915	116.5	40.827		282.7	1:44.654		15	34.169	97.6	30.227	117.0	40.407		284.2	1:44.803	
8	34.107	104.1	29.882	117.4	40.113		276.2	1:44.102		16	34.031	99.4	30.028	114.8	40.330		284.2	1:44.389	

49 FRANCESCO MONGIARDO									KALEX										
lap	Sect-1	Speed	Sect-2	Speed	Sect-3	Speed	TopSpeed	laptime	pit	lap	Sect-1	Speed	Sect-2	Speed	Sect-3	Speed	Topspeed	laptime	pit
1		98.6	30.422	116.9	40.685		162.9	1:48.560		6	34.160	101.1	30.055	122.2	40.778		281.3	1:44.993	
2	34.476	101.4	<u>29.695</u>	<u>126.6</u>	40.420		<u>285.0</u>	1:44.591		7	<u>34.117</u>	<u>107.0</u>	30.401	119.9	40.390		276.9	1:44.908	
3	34.249	100.3	29.879	120.8	<u>39.883</u>		282.0	<u>1:44.011</u>		8	34.212	101.6	29.908	122.4	40.396		276.2	1:44.516	
4	34.129	99.7	29.927	122.0	40.166		281.3	1:44.222		9	34.257	100.0	30.035	118.2	40.640		277.6	1:44.932	
5	34.140	101.9	29.863	119.1	40.226		281.3	1:44.229		10	35.087	98.5	30.822	118.3	Pit In		276.9	2:12.813	

54 ALBERTO FERRÁNDEZ									BOSCOSCURO										
lap	Sect-1	Speed	Sect-2	Speed	Sect-3	Speed	TopSpeed	laptime	pit	lap	Sect-1	Speed	Sect-2	Speed	Sect-3	Speed	Topspeed	laptime	pit
1		97.0	30.334	120.5	40.020		174.8	1:46.976		9	33.988	103.9	29.744	113.4	40.119		282.0	1:43.851	
2	34.157	103.4	<u>29.654</u>	116.4	<u>39.827</u>		274.8	1:43.638		10	33.942	101.8	29.718	117.5	40.322		282.0	1:43.982	
3	34.092	102.5	29.728	117.1	40.031		276.2	1:43.851		11	33.901	102.2	29.704	114.0	40.104		284.2	1:43.709	
4	<u>33.752</u>	106.1	29.784	120.9	40.349		<u>285.7</u>	1:43.885		12	34.005	104.7	29.805	117.1	40.158		285.0	1:43.968	
5	33.808	<u>106.5</u>	29.814	118.6	40.048		278.4	1:43.670		13	33.987	103.1	29.918	116.8	40.175		272.0	1:44.080	
6	33.895	103.3	29.656	115.5	40.051		271.4	<u>1:43.602</u>		14	33.983	103.9	29.844	117.0	40.168		282.7	1:43.995	
7	33.841	103.6	29.690	117.4	40.511		283.5	1:44.042		15	33.870	103.2	29.658	116.5	40.296		<u>285.7</u>	1:43.824	
8	34.183	103.5	30.065	<u>123.3</u>	40.323		277.6	1:44.571		16	34.480	104.5	29.938	120.4	40.120		281.3	1:44.538	

67 ALBERTO SURRA									BOSCOSCURO										
lap	Sect-1	Speed	Sect-2	Speed	Sect-3	Speed	TopSpeed	laptime	pit	lap	Sect-1	Speed	Sect-2	Speed	Sect-3	Speed	Topspeed	laptime	pit
1		103.8	30.314	<u>124.0</u>	39.708		164.9	1:45.266		9	34.022	103.2	30.226	118.2	39.859		281.3	1:44.107	
2	33.874	100.4	<u>29.290</u>	122.9	<u>39.414</u>		<u>288.8</u>	<u>1:42.578</u>		10	33.882	103.4	29.544	123.0	40.218		284.2	1:43.644	
3	33.920	103.2	29.441	118.6	39.502		287.2	1:42.863		11	33.943	103.8	29.826	120.8	40.297		285.0	1:44.066	
4	<u>33.557</u>	104.0	29.859	119.1	39.851		286.5	1:43.267		12	33.910	<u>105.9</u>	29.927	116.1	40.090		283.5	1:43.927	



## FIM JUNIORGP WORLD CHAMPIONSHIP - PORTIMAO

Autódromo Internacional do Algarve

Moto 2 ECh

20 - 23 June 2024

Laps and Sector Times - RACE 1 - 16 LAPS

Autodromo Internacional Algarve - 4592mtr.

5	33.779	104.3	29.723	119.5	39.872	283.5	1:43.374	13	34.021	104.0	30.083	113.7	40.538	280.5	1:44.642
6	33.829	101.3	29.628	116.9	39.898	282.0	1:43.355	14	34.117	101.2	30.054	115.4	40.297	284.2	1:44.468
7	33.704	103.4	29.662	119.1	40.050	280.5	1:43.416	15	34.203	99.4	29.963	115.9	40.522	282.7	1:44.688
8	33.802	103.2	29.545	116.9	40.039	281.3	1:43.386	16	33.981	103.8	30.172	114.5	40.489	283.5	1:44.642

77 MATTIA VOLPI										KALEX									
lap	Sect-1	Speed	Sect-2	Speed	Sect-3	Speed	TopSpeed	laptime	pit	lap	Sect-1	Speed	Sect-2	Speed	Sect-3	Speed	Topspeed	laptime	pit
1		93.1	30.554	114.9	40.562		169.0	1:48.845		5	34.237	102.5	29.858	115.5	<u>40.298</u>		276.9	<u>1:44.393</u>	
2	34.955	95.9	30.014	<u>124.4</u>	40.810		273.4	1:45.779		6	34.166	101.8	29.796	114.2	40.588		278.4	1:44.550	
3	34.566	100.9	<u>29.791</u>	116.5	40.433		272.0	1:44.790		7	<u>34.156</u>	104.4	30.127	117.4	40.537		277.6	1:44.820	
4	34.223	101.7	30.005	117.4	40.329		<u>281.3</u>	1:44.557		8	34.319	<u>104.8</u>	30.000	118.6	40.559		275.5	1:44.878	