

## FIM JUNIORGP WORLD CHAMPIONSHIP - PORTIMAO

Autódromo Internacional do Algarve

Moto 2 ECH

20 - 23 June 2024

Laps and Sector Times - Practice

Autodromo Internacional Algarve - 4592mtr.

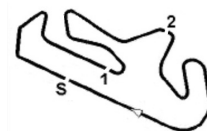
4 ERIC FERNÁNDEZ										KALEX									
lap	Sect-1	Speed	Sect-2	Speed	Sect-3	Speed	TopSpeed	laptime	pit	lap	Sect-1	Speed	Sect-2	Speed	Sect-3	Speed	Topspeed	laptime	pit
1	Pit Out	91.4	30.894	108.3	44.049			1:58.082		9	38.117	96.5	31.113	117.5	Pit In		278.4	2:08.328	
2	35.479	88.5	31.959	110.5	42.334		276.9	1:49.772		10	Pit Out	<u>102.3</u>	30.583	109.9	43.510			7:53.138	
3	34.495	98.2	29.832		40.341		279.1	1:44.668		11	34.047	99.7	29.558		41.213		275.5	1:44.818	
4	7:57.081	95.4	30.076	114.4	40.611		279.1	9:07.768		12	34.919	96.9	30.442		41.387		274.1	1:46.748	
5	34.381	97.8	29.558	115.9	40.280		277.6	1:44.219		13	35.040	95.2	30.352		40.898		272.7	1:46.290	
6	<u>33.989</u>	98.4	29.538		<u>40.193</u>		<u>280.5</u>	<u>1:43.720</u>		14	34.174	99.4	<u>29.451</u>	<u>117.6</u>	40.509		275.5	1:44.134	
7	34.062	99.0	29.650		40.462		279.1	1:44.174		15	34.305	96.7	30.244	114.5	41.829		276.9	1:46.378	
8	34.179	98.7	29.659	116.1	40.470		277.6	1:44.308		16	34.369	98.5	31.698		41.910		273.4	1:47.977	

5 LORENZO FELLON										KALEX									
lap	Sect-1	Speed	Sect-2	Speed	Sect-3	Speed	TopSpeed	laptime	pit	lap	Sect-1	Speed	Sect-2	Speed	Sect-3	Speed	Topspeed	laptime	pit
1	Pit Out	92.1	32.019	107.6	49.176			2:05.593		8	34.352	103.6	31.058	116.9	Pit In		278.4	2:08.806	
2	34.764	97.7	30.424	117.3	40.962		276.9	1:46.150		9	Pit Out	100.7	30.770	116.1	41.874			9:27.857	
3	34.443	102.9	30.156	118.4	40.454		277.6	1:45.053		10	34.316	103.5	45.970	119.3	Pit In		<u>281.3</u>	2:21.060	
4	5:46.995	94.5	30.742	115.3	40.831		279.1	6:58.568		11	Pit Out	98.5	31.031	113.1	44.987			6:03.300	
5	34.437	98.8	30.216	117.5	<u>40.404</u>		279.1	1:45.057		12	34.519	103.7	30.031	113.8	40.873		277.6	1:45.423	
6	34.342	100.6	30.103		40.528		276.9	<del>1:44.973</del> D		13	34.291	103.2	<u>29.911</u>	<u>121.2</u>	40.629		280.5	<del>1:44.831</del> D	
7	<u>34.278</u>	<u>104.5</u>	30.192	116.4	40.566		276.2	<u>1:45.036</u>		14	34.372	102.7	30.364	98.0	43.340		278.4	1:48.076	

7 JOHAN GIMBERT										KALEX									
lap	Sect-1	Speed	Sect-2	Speed	Sect-3	Speed	TopSpeed	laptime	pit	lap	Sect-1	Speed	Sect-2	Speed	Sect-3	Speed	Topspeed	laptime	pit
1	Pit Out	91.1	32.037	105.5	48.773			2:06.920		8	38.401	93.0	31.663	115.1	Pit In		<u>285.7</u>	2:14.847	
2	35.019	92.9	30.853	113.6	41.934		281.3	1:47.806		9	Pit Out	97.6	30.665	114.6	42.498			11:48.612	
3	34.889	97.4	30.657	114.5	41.415		283.5	1:46.961		10	34.594	96.9	30.381	112.3	41.628		274.1	1:46.603	
4	7:13.898	90.9	32.181	110.1	44.661		276.2	8:30.740		11	34.734	95.9	30.303	114.9	41.900		272.7	1:46.937	
5	34.709	97.6	30.494	<u>119.1</u>	41.184		284.2	1:46.387		12	34.373	97.2	<u>29.937</u>	118.8	<u>40.604</u>		271.4	<u>1:44.914</u>	
6	34.620	98.6	32.341	111.3	42.451		282.7	1:49.412		13	<u>34.372</u>	<u>102.5</u>	32.557	112.7	44.122		276.9	1:51.051	
7	34.695	100.9	30.823	113.1	41.252		283.5	1:46.770		14	34.415	94.7	30.923	116.3	41.517		283.5	1:46.855	

8 MARCO TAPIA										KALEX									
lap	Sect-1	Speed	Sect-2	Speed	Sect-3	Speed	TopSpeed	laptime	pit	lap	Sect-1	Speed	Sect-2	Speed	Sect-3	Speed	Topspeed	laptime	pit
1	Pit Out	90.2	31.690		43.302			2:01.974		9	33.982	104.8	<u>29.599</u>		40.542		279.8	1:44.123	
2	34.353	99.0	29.712		40.359		272.0	1:44.424		10	35.340	106.6	30.920		Pit In		276.2	2:08.686	
3	34.100	100.5	29.752	<u>122.0</u>	<u>40.154</u>		<u>284.2</u>	1:44.006		11	Pit Out	109.6	30.973		41.961			9:51.268	
4	7:53.421	102.8	30.391		40.616		279.8	9:04.428		12	34.051	102.9	29.850		40.321		280.5	<del>1:44.222</del> D	
5	34.272	103.4	29.818		40.361		275.5	1:44.451		13	34.066	102.9	29.725		40.207		280.5	1:43.998	
6	<u>33.878</u>	106.3	29.900		40.340		279.1	<del>1:44.118</del> D		14	34.334	104.5	30.659		41.042		280.5	1:46.035	
7	36.416	105.3	30.100		40.625		279.8	1:47.141		15	34.271	103.3	29.894		40.680		278.4	1:44.845	
8	33.967	102.4	29.689		40.199		280.5	<u>1:43.855</u>		16									

9 CHARLES AUBRIE										KALEX									
lap	Sect-1	Speed	Sect-2	Speed	Sect-3	Speed	TopSpeed	laptime	pit	lap	Sect-1	Speed	Sect-2	Speed	Sect-3	Speed	Topspeed	laptime	pit
1	Pit Out	84.4	32.983	105.3	43.641			2:01.146		9	36.167	94.7	31.377	111.1	Pit In		269.3	2:11.503	
2	36.465	89.9	31.807	102.9	43.772		<u>275.5</u>	1:52.044		10	Pit Out	89.3	32.254	106.6	43.358			11:00.070	
3	37.464	84.9	32.690	108.3	42.300		269.3	<del>1:52.454</del> D		11	36.271	93.1	31.360	113.9	42.116		268.0	1:49.747	
4	4:40.692	91.0	31.727	108.4	42.517		269.3	5:54.936		12	<u>35.766</u>	<u>99.8</u>	31.306	113.0	41.933		266.7	1:49.005	


**FIM JUNIORGP WORLD CHAMPIONSHIP - PORTIMAO**

Autódromo Internacional do Algarve

Moto 2 ECH

20 - 23 June 2024

Laps and Sector Times - Practice

Autodromo Internacional Algarve - 4592mtr.

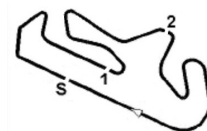
5	36.171	90.2	31.390	109.3	42.004	271.4	1:49.565	13	36.190	93.1	31.376	112.4	42.068	266.0	1:49.634
6	36.126	96.0	31.385	110.7	42.069	270.7	1:49.580	14	36.402	93.3	31.296	113.6	42.154	266.7	1:49.852
7	35.783	99.7	<u>31.134</u>	111.5	<u>41.539</u>	268.7	<u>1:48.456</u>	15	36.772	92.2	31.246	112.7	42.323	260.2	1:50.341
8	36.347	92.2	31.537	<u>114.5</u>	41.787	267.3	1:49.671	16	36.266	96.3	31.520	111.0	42.302	267.3	1:50.088

10 UNAI ORRADRE									KALEX								
lap	Sect-1	Speed	Sect-2	Speed	Sect-3	Speed	TopSpeed	laptime pit	lap	Sect-1	Speed	Sect-2	Speed	Sect-3	Speed	Topspeed	laptime pit
1	Pit Out	95.5	30.951	111.6	43.853			2:00.536	9	33.898	106.3	29.601	119.6	39.936	276.9	1:43.435	
2	35.689	94.7	31.820	113.3	41.696		280.5	1:49.205	10	35.349	96.9	31.013	116.1	Pit In	278.4	2:09.966	
3	34.042	102.9	29.678	117.1	40.541		<u>282.7</u>	1:44.261	11	Pit Out	101.7	29.737	121.8	40.412		12:28.243	
4	5:51.417	98.7	30.845	115.9	41.065		280.5	7:03.327	12	34.214	105.3	29.556	120.1	43.727	279.1	1:47.497	
5	34.070	102.2	29.534	118.4	<u>39.884</u>		280.5	1:43.488	13	33.867	101.0	29.730	109.9	40.605	279.1	<del>1:44.202</del> D	
6	<u>33.640</u>	106.9	29.459	118.9	39.893		277.6	<u>1:42.992</u>	14	33.882	106.2	<u>29.425</u>	118.2	40.221	277.6	1:43.528	
7	33.732	<u>107.6</u>	29.712	121.5	40.093		278.4	1:43.537	15	36.252	99.2	30.111	110.1	41.189	276.9	1:47.552	
8	35.938	101.8	31.091		41.495		277.6	1:48.524	16								

11 JORGE NAVARRO									FORWARD								
lap	Sect-1	Speed	Sect-2	Speed	Sect-3	Speed	TopSpeed	laptime pit	lap	Sect-1	Speed	Sect-2	Speed	Sect-3	Speed	Topspeed	laptime pit
1	Pit Out		31.390		41.786			1:57.994	8	Pit Out	97.6	30.586		40.428		7:20.719	
2	34.619	100.7	30.291		40.205		281.3	<del>1:45.115</del> D	9	34.050	101.0	30.066		40.165	278.4	1:44.281	
3	34.040		30.792		40.560		<u>284.2</u>	1:45.392	10	34.949	102.5	30.594		Pit In	276.2	2:08.024	
4	6:38.687	0.3	1:22.888		43.031		282.7	8:44.606	11	Pit Out	101.6	30.725		41.254		5:28.158	
5	34.048	102.9	<u>29.828</u>		<u>39.875</u>		276.2	<del>1:43.751</del> D	12	34.096	100.9	29.862		40.283	275.5	<u>1:44.241</u>	
6	34.044	103.0	29.979		40.080		279.1	<del>1:44.103</del> D	13	<u>33.864</u>	99.9	29.846		40.195	278.4	<del>1:43.905</del> D	
7	33.941	<u>103.5</u>	31.461		Pit In		282.0	2:06.231	14	34.853	96.6	30.368		40.491	276.9	1:45.712	

13 MATTIA RATO									KALEX								
lap	Sect-1	Speed	Sect-2	Speed	Sect-3	Speed	TopSpeed	laptime pit	lap	Sect-1	Speed	Sect-2	Speed	Sect-3	Speed	Topspeed	laptime pit
1	Pit Out	94.3	31.533	109.1	46.130			2:00.895	9	Pit Out	94.2	31.103	114.9	41.403		7:04.756	
2	35.062	94.1	30.459		40.984		274.1	1:46.505	10	34.607	100.0	30.397	117.1	44.859	275.5	1:49.863	
3	38.325	97.8	30.167	116.9	<u>40.599</u>		276.9	1:49.091	11	34.579	<u>106.2</u>	30.788	118.2	46.452	276.9	1:51.819	
4	10:05.393	95.2	30.579		45.713		276.2	11:21.685	12	34.745	97.6	30.377	113.0	40.752	274.1	1:45.874	
5	34.621	100.6	30.302	116.3	40.913		277.6	1:45.836	13	34.504	99.5	<u>30.097</u>	114.8	40.665	272.7	<u>1:45.266</u>	
6	<u>34.413</u>	99.5	30.203	<u>119.1</u>	40.684		279.8	1:45.300	14	38.481	100.6	30.799		41.448	276.9	1:50.728	
7	34.448	100.1	30.246	114.8	40.877		<u>282.7</u>	1:45.571	15	34.760	100.8	32.389		41.473	277.6	1:48.622	
8	37.207	95.7	31.182	117.0	Pit In		280.5	2:10.878	16								

16 KAITO TOBA									KALEX								
lap	Sect-1	Speed	Sect-2	Speed	Sect-3	Speed	TopSpeed	laptime pit	lap	Sect-1	Speed	Sect-2	Speed	Sect-3	Speed	Topspeed	laptime pit
1	Pit Out	96.6	31.842	117.8	44.330			2:03.350	8	36.943	100.7	31.101	114.6	Pit In	279.8	2:13.178	
2	34.790	100.9	30.419	111.0	45.886		272.7	1:51.095	9	Pit Out	99.0	33.521	108.7	44.609		12:24.255	
3	34.783	102.6	<u>29.814</u>	118.2	<u>40.447</u>		272.0	<u>1:45.044</u>	10	34.669	101.6	30.253	116.0	40.986	277.6	1:45.908	
4	7:37.655	98.7	31.132	113.8	41.743		275.5	8:50.530	11	<u>34.058</u>	105.8	30.158	117.1	40.877	279.1	1:45.093	
5	35.116	104.0	30.567	113.4	41.704		279.1	1:47.387	12	34.257	105.0	30.149	118.0	40.665	279.8	<del>1:45.071</del> D	
6	34.453	<u>106.4</u>	30.093	118.7	40.649		280.5	1:45.195	13	36.718	99.5	30.785	<u>119.9</u>	43.510	277.6	1:51.013	
7	34.211	105.2	30.189	117.3	40.880		<u>282.0</u>	1:45.280	14	34.626	103.2	30.029	118.3	40.800	279.8	1:45.455	


**FIM JUNIORGP WORLD CHAMPIONSHIP - PORTIMAO**

Autódromo Internacional do Algarve

Moto 2 Ech

20 - 23 June 2024

Laps and Sector Times - Practice

Autodromo Internacional Algarve - 4592mtr.

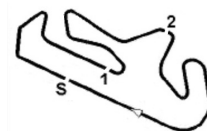
17 DANIEL MUÑOZ										KALEX									
lap	Sect-1	Speed	Sect-2	Speed	Sect-3	Speed	TopSpeed	laptime	pit	lap	Sect-1	Speed	Sect-2	Speed	Sect-3	Speed	Topspeed	laptime	pit
1	Pit Out	97.1	30.877	117.0	42.168			1:56.731		8	<u>33.501</u>	108.4	30.570	118.4	Pit In		283.5	2:04.649	
2	34.033	106.4	29.907	117.8	40.226		282.7	<del>1:44.166</del> D		9	Pit Out	93.8	32.754	115.5	41.445			7:54.781	
3	33.885	105.6	29.671	123.9	39.765		283.5	<del>1:43.321</del> D		10	33.856	107.2	29.781	124.9	40.010		277.6	<del>1:43.647</del> D	
4	5:51.907	100.8	30.235	119.6	40.388		<u>285.0</u>	7:02.530		11	33.548	<u>120.4</u>	33.835	111.9	Pit In		279.1	2:15.138	
5	33.932	107.1	29.604	127.7	40.161		283.5	1:43.697		12	Pit Out	102.2	30.136	116.5	40.402			7:15.574	
6	33.678	108.5	29.529	124.3	40.158		281.3	<u>1:43.365</u>		13	34.099	104.1	29.790	125.1	40.576		279.8	1:44.465	
7	33.538	111.0	<u>29.403</u>	<u>128.4</u>	<u>39.722</u>		281.3	<del>1:42.663</del> D		14	33.847	105.4	29.674	122.3	40.179		279.8	1:43.700	

18 JONA EISENKOLB										KALEX									
lap	Sect-1	Speed	Sect-2	Speed	Sect-3	Speed	TopSpeed	laptime	pit	lap	Sect-1	Speed	Sect-2	Speed	Sect-3	Speed	Topspeed	laptime	pit
1	Pit Out	82.3	34.302	101.6	45.534			2:08.256		8	36.747	96.2	31.953	111.9	42.769		276.9	1:51.469	
2	38.145	86.3	33.035	108.7	43.896		268.0	1:55.076		9	36.707	<u>96.6</u>	32.020	111.0	42.802		268.7	1:51.529	
3	37.336	88.0	32.719	<u>113.2</u>	43.495		<u>277.6</u>	1:53.550		10	36.533	96.3	<u>31.780</u>	112.6	42.804		273.4	1:51.117	
4	9:35.098	90.4	33.321	111.3	43.702		264.1	10:52.121		11	37.004	93.8	32.725	111.0	Pit In		273.4	2:17.153	
5	37.399	88.3	32.332	112.1	43.108		273.4	1:52.839		12	Pit Out	91.4	33.156	109.0	43.499			7:57.338	
6	36.645	92.3	32.072	108.7	43.038		274.8	1:51.755		13	36.671	93.8	31.970	111.3	42.967		274.8	1:51.608	
7	<u>36.356</u>	94.2	32.115	109.8	<u>42.629</u>		274.8	<u>1:51.100</u>		14	36.797	93.6	31.836	111.2	43.329		274.1	1:51.962	

22 BRETT ROBERTS										BOSCOCURRO									
lap	Sect-1	Speed	Sect-2	Speed	Sect-3	Speed	TopSpeed	laptime	pit	lap	Sect-1	Speed	Sect-2	Speed	Sect-3	Speed	Topspeed	laptime	pit
1	Pit Out	89.7	32.518	108.3	43.968			2:02.203		8	38.759	<u>100.7</u>	30.808	116.0	Pit In		282.0	2:08.899	
2	34.865	96.8	30.449	117.5	40.668		279.1	1:45.982		9	Pit Out	97.6	31.099	112.5	40.774			11:14.601	
3	34.518	97.9	30.221	118.7	40.423		<u>283.5</u>	<u>1:45.162</u>		10	34.551	100.5	30.493	115.9	40.451		276.2	1:45.495	
4	9:36.160	97.5	31.347	114.9	41.051		282.0	10:48.558		11	34.746	99.7	30.497	115.1	40.704		279.1	1:45.947	
5	34.685	100.2	30.369	116.1	<u>40.333</u>		277.6	1:45.387		12	34.542	96.8	<u>30.115</u>	115.8	40.679		280.5	<del>1:45.336</del> D	
6	34.592	100.1	30.412	115.6	40.354		280.5	1:45.358		13	<u>34.498</u>	98.5	30.261	118.7	40.690		278.4	1:45.449	
7	36.365	97.7	32.166	111.6	41.373		280.5	1:49.904		14									

23 TAI GA HADA										KALEX									
lap	Sect-1	Speed	Sect-2	Speed	Sect-3	Speed	TopSpeed	laptime	pit	lap	Sect-1	Speed	Sect-2	Speed	Sect-3	Speed	Topspeed	laptime	pit
1	Pit Out	96.1	31.163	<u>117.4</u>	42.918			1:55.039		6	37.410	94.5	31.370	110.3	Pit In		251.2	2:12.649	
2	35.157	97.6	30.241	114.8	43.658		278.4	1:49.056		7	Pit Out	100.6	31.212	113.0	41.120			6:07.994	
3	<u>34.507</u>	99.9	30.354	115.9	<u>40.238</u>		<u>284.2</u>	<u>1:45.099</u>		8	35.093	95.7	<u>30.215</u>	114.0	40.755		275.5	1:46.063	
4	21:19.827	96.1	30.795	112.9	40.828		281.3	22:31.450		9	34.530	103.7	30.365	113.8	41.552		274.8	1:46.447	
5	35.561	98.3	30.858	115.9	40.560		262.8	1:46.979		10									

27 MAXWELL TOTH										KALEX									
lap	Sect-1	Speed	Sect-2	Speed	Sect-3	Speed	TopSpeed	laptime	pit	lap	Sect-1	Speed	Sect-2	Speed	Sect-3	Speed	Topspeed	laptime	pit
1	Pit Out	88.7	31.985	111.7	42.955			2:00.531		7	34.791	100.2	30.602	115.6	40.685		275.5	1:46.078	
2	35.370	95.5	30.723	118.4	41.200		277.6	1:47.293		8	34.720	101.8	30.327	118.9	40.869		276.2	1:45.916	
3	35.193	94.8	30.556	118.4	40.876		276.9	1:46.625		9	37.953	98.5	31.627	116.1	Pit In		274.8	2:14.143	
4	5:11.642	97.4	31.422	114.6	41.336		277.6	6:24.400		10	Pit Out	101.9	31.640	115.4	41.028			13:50.101	
5	34.998	96.9	30.240	<u>120.4</u>	40.445		<u>278.4</u>	1:45.683		11	34.726	100.4	30.034	119.6	40.490		275.5	<del>1:45.250</del> D	
6	34.551	99.2	30.395	118.3	40.557		268.0	1:45.503		12	<u>34.424</u>	<u>102.2</u>	<u>29.966</u>	119.3	<u>40.345</u>		274.8	<u>1:44.735</u>	


**FIM JUNIORGP WORLD CHAMPIONSHIP - PORTIMAO**

Autódromo Internacional do Algarve

Moto 2 ECH

20 - 23 June 2024

Laps and Sector Times - Practice

Autodromo Internacional Algarve - 4592mtr.

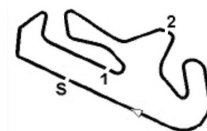
29 HARRISON VOIGHT										KALEX									
lap	Sect-1	Speed	Sect-2	Speed	Sect-3	Speed	TopSpeed	laptime	pit	lap	Sect-1	Speed	Sect-2	Speed	Sect-3	Speed	Topspeed	laptime	pit
1	Pit Out	85.0	32.634	115.9	42.430			2:03.875		9	34.017	104.0	29.855	<u>119.2</u>	40.444		282.7	1:44.316	
2	34.315	99.0	29.832	118.4	40.310		283.5	1:44.457		10	37.272	102.8	31.266	111.5	41.978		279.1	1:50.516	
3	34.110	99.5	29.745	118.6	40.458		<u>285.0</u>	1:44.313		11	33.905	107.5	30.127		40.316		277.6	1:44.348	
4	8:11.296	96.6	31.120	117.0	42.035		273.4	9:24.451		12	35.499	100.3	31.483	113.0	Pit In		279.8	2:12.643	
5	33.946	101.7	29.824	116.4	40.133		279.1	1:43.903		13	Pit Out	96.8	33.182		40.763			7:26.626	
6	<u>33.673</u>	<u>110.1</u>	31.008	113.6	40.604		279.1	1:45.285		14	34.022	100.8	<u>29.629</u>	117.0	40.072		281.3	<u>1:43.723</u>	
7	33.779	103.3	29.978	117.0	40.452		282.7	1:44.209		15	33.946	104.5	30.374		40.291		<u>285.0</u>	1:44.611	
8	33.871	99.6	29.814	117.9	40.374		279.1	1:44.059		16	33.939	103.1	29.645	<u>119.2</u>	<u>40.023</u>		279.8	<del>1:43.607</del> D	

30 GIANPAOLO DI VITTORI										KALEX									
lap	Sect-1	Speed	Sect-2	Speed	Sect-3	Speed	TopSpeed	laptime	pit	lap	Sect-1	Speed	Sect-2	Speed	Sect-3	Speed	Topspeed	laptime	pit
1	Pit Out	92.5	31.174	111.9	43.740			1:58.951		7	35.453	98.5	30.703		Pit In		268.7	2:13.862	
2	35.891	96.6	30.385		42.135		252.3	1:48.411		8	Pit Out	104.2	31.056	119.5	42.190			13:00.106	
3	35.034	97.9	<u>30.272</u>		46.556		276.2	<del>1:51.862</del> D		9	<u>34.635</u>	<u>105.8</u>	30.591		<u>41.005</u>		268.7	<u>1:46.231</u>	
4	6:00.136	97.5	30.896	<u>119.6</u>	41.816		266.7	7:12.848		10	36.203	100.0	30.438	113.2	49.550		273.4	1:56.191	
5	35.175	97.3	30.412		41.445		<u>277.6</u>	1:47.032		11	35.147	99.9	30.503		41.240		274.8	1:46.890	
6	35.176	99.6	30.504	119.2	41.870		270.0	1:47.550		12	42.897	93.1	Pit In		Pit In		274.1	2:31.728	

31 ROBERTO GARCÍA										KALEX									
lap	Sect-1	Speed	Sect-2	Speed	Sect-3	Speed	TopSpeed	laptime	pit	lap	Sect-1	Speed	Sect-2	Speed	Sect-3	Speed	Topspeed	laptime	pit
1	Pit Out	100.3	30.080	120.5	40.134			6:56.135		9	33.833	102.6	34.591	120.0	Pit In		281.3	2:11.421	
2	33.739	103.9	29.571	121.3	<u>39.517</u>		279.1	<u>1:42.827</u>		10	Pit Out	98.5	30.025	120.7	40.535			6:23.153	
3	33.566	106.2	29.640	118.4	39.776		<u>286.5</u>	1:42.982		11	33.821	101.7	29.564	<u>123.9</u>	39.918		282.0	1:43.303	
4	33.723	102.8	29.619	119.1	39.558		282.7	1:42.900		12	33.747	103.9	29.686	118.6	40.063		281.3	<del>1:43.496</del> D	
5	<u>33.527</u>	<u>109.0</u>	29.894	117.0	39.694		284.2	1:43.115		13	36.343	103.1	29.935	122.6	Pit In		282.0	2:06.281	
6	33.723	103.3	29.608	123.6	39.873		285.7	1:43.204		14	Pit Out	96.0	30.026	119.3	40.414			2:18.054	
7	33.705	103.6	29.668	117.4	39.599		285.7	1:42.972		15	33.937	100.6	29.576	120.5	39.933		285.0	1:43.446	
8	33.824	104.7	<u>29.392</u>	121.1	39.799		280.5	<del>1:43.015</del> D		16									

40 MATTIA CASADEI										BOSCOSCURO									
lap	Sect-1	Speed	Sect-2	Speed	Sect-3	Speed	TopSpeed	laptime	pit	lap	Sect-1	Speed	Sect-2	Speed	Sect-3	Speed	Topspeed	laptime	pit
1	Pit Out	94.2	30.884	114.0	40.665			1:51.454		11	33.906	102.9	29.830	118.3	40.118		279.8	1:43.854	
2	34.037	96.7	29.860	118.9	40.062		<u>285.0</u>	1:43.959		12	33.948	102.7	29.822	116.5	40.111		280.5	1:43.881	
3	33.847	98.4	29.602	123.0	40.116		283.5	1:43.565		13	34.110	102.4	30.114	<u>123.1</u>	40.672		281.3	1:44.896	
4	7:42.685	97.5	30.280	118.6	41.847		283.5	8:54.812		14	34.278	100.7	29.810	114.8	40.484		283.5	1:44.572	
5	34.063	99.2	29.715	120.1	39.983		281.3	1:43.761		15	33.986	100.4	29.575	120.4	40.429		282.0	<del>1:43.990</del> D	
6	36.262	98.3	30.402	119.9	40.157		281.3	1:46.821		16	34.095	100.8	29.689	117.6	40.117		280.5	1:43.901	
7	33.942	102.2	29.726	118.0	<u>39.950</u>		283.5	1:43.618		17	33.808	102.0	30.060	117.1	40.367		282.0	1:44.235	
8	33.957	99.0	29.721	117.6	40.273		<u>285.0</u>	1:43.951		18	34.126	100.1	29.587	119.3	40.418		281.3	1:44.131	
9	33.920	102.5	<u>29.551</u>	120.3	40.055		280.5	<u>1:43.526</u>		19	36.609	95.8	32.687	107.9	42.744		281.3	1:52.040	
10	<u>33.641</u>	<u>106.6</u>	30.115	115.0	40.371		282.7	1:44.127		20	34.174	101.9	29.836	114.0	40.149		282.0	1:44.159	

44 JINLIN LI										KALEX									
lap	Sect-1	Speed	Sect-2	Speed	Sect-3	Speed	TopSpeed	laptime	pit	lap	Sect-1	Speed	Sect-2	Speed	Sect-3	Speed	Topspeed	laptime	pit
1	Pit Out	86.6	33.474	114.5	44.630			2:04.598		9	36.636	98.2	32.495	113.4	Pit In		261.5	2:10.844	
2	37.287	93.5	32.821	115.4	43.697		251.2	1:53.805		10	Pit Out	103.7	33.644	112.4	43.058			9:49.439	


**FIM JUNIORGP WORLD CHAMPIONSHIP - PORTIMAO**

Autódromo Internacional do Algarve

Moto 2 ECH

20 - 23 June 2024

Laps and Sector Times - Practice

Autodromo Internacional Algarve - 4592mtr.

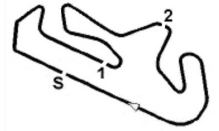
3	36.860	89.7	32.853	118.4	43.130	260.9	1:52.843	11	36.905	95.2	32.164	<u>120.4</u>	43.375	260.9	1:52.444
4			Pit In		Pit In	<u>263.4</u>	2:24.143	12	37.463	94.0	32.208	110.3	43.477	259.6	1:53.148
5	Pit Out	103.0	34.289	118.9	44.399		2:34.431	13	<u>36.234</u>	<u>104.1</u>	32.604	114.5	<u>42.860</u>	259.6	<u>1:51.698</u>
6	37.438	92.6	33.005	113.9	43.041	255.9	1:53.484	14	37.072	97.7	32.747	119.7	Pit In	259.6	2:20.896
7	36.737	99.5	<u>32.096</u>	118.6	42.894	262.1	1:51.727	15	Pit Out	97.3	33.162	113.3	45.617		3:39.011
8	36.505	95.4	32.646	111.5	43.042	252.9	1:52.193	16	37.269	94.7	32.764	113.9	43.185	259.0	1:53.218

49 FRANCESCO MONGIARDO										KALEX									
lap	Sect-1	Speed	Sect-2	Speed	Sect-3	Speed	TopSpeed	laptime	pit	lap	Sect-1	Speed	Sect-2	Speed	Sect-3	Speed	Topspeed	laptime	pit
1	Pit Out	97.0	31.064	116.8	40.880			1:56.438		9	36.720	99.9	31.856	116.5	Pit In		282.7	2:12.103	
2	3:56.331	98.6	30.112	<u>123.9</u>	40.378		280.5	5:06.821		10	Pit Out	99.8	30.297	118.6	40.725			7:58.889	
3	34.188	98.7	29.658	120.9	<u>39.789</u>		281.3	<del>1:43.635</del> D		11	34.529	103.2	30.016	119.2	40.305		274.8	<del>1:44.850</del> D	
4	<u>33.952</u>	101.6	<u>29.617</u>	121.6	40.094		<u>283.5</u>	<u>1:43.670</u>		12	34.181	101.1	29.824	121.8	40.272		276.2	1:44.277	
5	34.284	100.7	30.001	121.3	40.280		280.5	1:44.565		13	34.149	100.7	30.001	119.6	40.247		279.1	1:44.397	
6	33.987	101.8	29.666	122.2	40.179		280.5	1:43.832		14	34.255	97.1	29.884	120.3	40.243		279.1	<del>1:44.382</del> D	
7	34.110	<u>105.7</u>	37.064	96.9	43.922		281.3	1:55.096		15	36.747	96.4	33.349	108.0	41.775		279.8	1:51.871	
8	34.487	99.7	29.783	118.8	40.442		280.5	1:44.712		16	39.001	90.1	35.290	116.1	43.604		278.4	1:57.895	

54 ALBERTO FERRÁNDEZ										BOSCOSCURO									
lap	Sect-1	Speed	Sect-2	Speed	Sect-3	Speed	TopSpeed	laptime	pit	lap	Sect-1	Speed	Sect-2	Speed	Sect-3	Speed	Topspeed	laptime	pit
1	Pit Out	95.4	31.257	113.7	41.507			1:53.766		9	Pit Out	100.2	29.978	116.4	40.356			10:15.307	
2	35.893	98.3	30.582	111.7	40.859		<u>290.3</u>	1:47.334		10	33.995	<u>109.2</u>	30.143	119.2	40.305		280.5	1:44.443	
3	34.108	99.4	29.831	115.0	40.449		286.5	1:44.388		11	33.830	103.4	29.649	119.6	40.063		283.5	1:43.542	
4	5:27.835	98.5	30.358	114.5	40.918		281.3	6:39.111		12	<u>33.777</u>	101.6	<u>29.525</u>	<u>120.0</u>	40.131		283.5	<u>1:43.433</u>	
5	34.235	100.7	29.831	114.0	40.261		285.0	<del>1:44.327</del> D		13	33.856	104.5	30.306	113.4	41.267		282.7	1:45.429	
6	34.024	103.7	29.732	117.8	40.403		285.0	1:44.159		14	33.987	102.8	29.735	115.1	<u>40.022</u>		283.5	1:43.744	
7	33.959	103.1	29.716	113.9	40.240		282.7	1:43.915		15	33.852	103.1	29.638	119.3	40.083		285.0	1:43.573	
8	35.295	97.8	30.712	118.3	Pit In		283.5	2:08.302		16	33.981	100.7	31.058	110.4	43.694		283.5	1:48.733	

67 ALBERTO SURRA										BOSCOSCURO									
lap	Sect-1	Speed	Sect-2	Speed	Sect-3	Speed	TopSpeed	laptime	pit	lap	Sect-1	Speed	Sect-2	Speed	Sect-3	Speed	Topspeed	laptime	pit
1	Pit Out	95.9	30.581	114.4	41.225			1:54.907		10	38.374	97.0	31.151	114.3	Pit In		286.5	2:11.658	
2	34.411	98.0	29.889	117.1	39.959		285.7	1:44.259		11	Pit Out	101.0	30.044	114.0	40.047			8:15.580	
3	34.110	97.2	29.628	119.1	39.805		286.5	1:43.543		12	33.850	100.5	29.610	117.1	40.007		285.0	1:43.467	
4	5:30.766	<u>102.8</u>	29.950	117.8	39.766		285.7	6:40.482		13	33.973	102.3	29.697	117.8	39.893		282.7	1:43.563	
5	33.936	100.5	29.622	116.4	39.760		286.5	1:43.318		14	33.931	99.5	29.763	117.5	40.302		284.2	1:43.996	
6	33.968	99.4	<u>29.514</u>	119.6	39.788		284.2	1:43.270		15	33.948	<u>102.8</u>	29.893	116.3	40.031		282.7	1:43.872	
7	<u>33.721</u>	102.5	29.567	119.1	39.896		285.0	<u>1:43.184</u>		16	37.095	95.8	31.070	115.5	40.333		283.5	1:48.498	
8	33.885	101.2	31.791	110.7	42.952		286.5	1:48.628		17	34.076	101.0			39.988		286.5	1:43.719	
9	33.906	102.2	29.769	116.0	<u>39.651</u>		<u>289.5</u>	1:43.326		18									

73 JACOPO CRETARO										KALEX									
lap	Sect-1	Speed	Sect-2	Speed	Sect-3	Speed	TopSpeed	laptime	pit	lap	Sect-1	Speed	Sect-2	Speed	Sect-3	Speed	Topspeed	laptime	pit
1	Pit Out	99.4	31.802	110.2	42.392			1:58.133		10	34.889	99.5	30.221	117.4	<u>40.653</u>		269.3	<del>1:45.763</del> D	
2	35.528	95.4	31.207	110.4	42.082		<u>279.1</u>	1:48.817		11	<u>34.420</u>	101.4	30.200	<u>120.9</u>	40.736		270.7	1:45.356	
3	35.001	100.3	30.299	115.6	40.850		276.9	1:46.150		12	34.492	<u>104.4</u>	31.475	112.1	41.532		272.0	1:47.499	
4	7:15.032	94.7	31.181	112.0	41.229		276.2	8:27.442		13	35.224	100.3	30.593	107.0	41.029		272.7	1:46.846	



## FIM JUNIORGP WORLD CHAMPIONSHIP - PORTIMAO

### Autódromo Internacional do Algarve

**Moto 2 ECh**

20 - 23 June 2024

**Laps and Sector Times - Practice**

Autodromo Internacional Algarve - 4592mtr.

5	34.849	100.1	30.235	116.5	40.808	273.4	1:45.892	14	34.561	99.4	<u>29.974</u>	118.3	40.717	274.8	<u>1:45.252</u>
6	35.016	97.0	30.293	117.5	40.776	272.7	1:46.085	15	34.555	101.8	30.244	117.5	40.774	272.0	1:45.573
7	34.594	97.6	30.208	117.1	40.674	274.8	<del>1:45.476</del> D	16	37.327	96.1	32.286	113.4	Pit In	272.0	2:15.027
8	35.184	96.4	30.620	117.3	Pit In	276.2	2:10.212	17	Pit Out	94.3	33.508	114.5	41.577		3:32.417
9	Pit Out	95.5	31.600	118.3	41.064		4:09.630	18							

77 MATTIA VOLPI										KALEX										
lap	Sect-1	Speed	Sect-2	Speed	Sect-3	Speed	TopSpeed	laptime	pit	lap	Sect-1	Speed	Sect-2	Speed	Sect-3	Speed	Topspeed	laptime	pit	
1	Pit Out	99.1	30.721	115.1	41.149			1:54.527		8	Pit Out	95.9	30.490	117.8	40.283				12:46.953	
2	34.219	102.2	29.932	117.3	40.055		278.4	1:44.206		9	33.898	103.8	<u>29.614</u>	<u>119.9</u>	<u>39.810</u>			278.4	<u>1:43.322</u>	
3	34.082	103.2	29.707	117.4	40.070		<u>279.8</u>	1:43.859		10	<u>33.832</u>	<u>104.4</u>	33.197	112.7	40.486			279.1	1:47.515	
4	7:02.289	101.2	31.311	113.8	40.768		276.9	8:14.368		11	34.113	101.1	30.187	117.0	Pit In			277.6	2:06.168	
5	34.256	101.3	29.957	116.4	40.207		273.4	1:44.420		12	Pit Out	98.4	30.666	115.1	41.583				4:01.085	
6	34.288	103.9	29.872	118.0	40.019		276.9	1:44.179		13	34.407	103.7	34.489	116.9	40.607			276.2	1:49.503	
7	36.609	97.2	32.264	110.9	Pit In		278.4	2:12.277		14										