

FIM JUNIORGP WORLD CHAMPIONSHIP - PORTIMAO

Autódromo Internacional do Algarve

Moto 2 ECH

20 - 23 June 2024

Laps and Sector Times - Free Practice 2

Autodromo Internacional Algarve - 4592mtr.

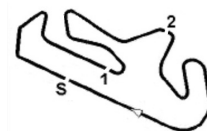
4 ERIC FERNÁNDEZ										KALEX									
lap	Sect-1	Speed	Sect-2	Speed	Sect-3	Speed	TopSpeed	laptime	pit	lap	Sect-1	Speed	Sect-2	Speed	Sect-3	Speed	Topspeed	laptime	pit
1	Pit Out	104.1	31.393	110.7	41.817			1:50.070		9	34.115	103.4	29.906		40.919		270.7	1:44.940	
2	34.942	101.6	30.277	117.8	41.495		259.6	1:46.714		10	34.136	99.5	29.630		40.744		269.3	1:44.510	
3	34.709	99.6	29.908	118.7	41.127		260.9	1:45.744		11	34.294	98.6	29.697		40.849		266.7	1:44.840	
4	34.520	105.4	30.806		41.509		262.1	1:46.835		12	33.941	109.2	30.247	118.0	40.955		267.3	1:45.143	
5	38.330	111.8	37.165		41.165		260.9	1:56.660		13	34.312	99.9	29.869	116.5	41.016		267.3	1:45.197	
6	34.526	106.3	35.123	114.0	41.894		262.8	1:51.543		14	34.386	99.2	29.870		40.981		266.7	1:45.237	
7	34.378	102.1	30.143		41.452		264.7	1:45.973		15	34.178	102.4	29.734	117.1	40.864		266.0	1:44.776	
8	13:03.546	103.1	30.483		41.356		260.2	14:15.385		16	33.975	107.4	32.333		42.668		268.0	1:48.976	

5 LORENZO FELLON										KALEX									
lap	Sect-1	Speed	Sect-2	Speed	Sect-3	Speed	TopSpeed	laptime	pit	lap	Sect-1	Speed	Sect-2	Speed	Sect-3	Speed	Topspeed	laptime	pit
1	Pit Out	101.3	30.548	116.8	41.431			1:55.086		10	34.509	104.3	30.300	116.8	41.233		268.7	1:46.042	
2	34.744	102.1	29.945	116.1	40.598		270.7	1:45.287		11	39.819	106.2	30.796	118.4	41.287		268.0	1:51.902	
3	34.201	109.2	30.275	116.3	41.413		268.7	1:45.889		12	34.300	108.7	32.500	118.9	42.845		270.0	1:49.645	
4	34.433	104.2	30.241	109.3	44.667		268.7	1:49.341		13	34.447	108.0	30.306	119.5	41.110		270.0	1:45.863	
5	34.491	104.7	30.390	115.0	40.837		266.7	1:45.718		14	34.475	105.2	30.324	120.3	40.906		270.7	1:45.705	
6	34.624	103.3	30.377	118.9	41.273		266.7	1:46.274		15	34.556	102.8	30.096	120.4	41.081		274.1	1:45.733	
7	34.600	109.4	31.254	118.6	Pit In		266.0	2:08.171		16	34.425	101.9	30.344	117.4	41.734		274.1	1:46.503	
8	Pit Out	99.9	30.662	116.0	41.417		266.0	10:18.572		17	34.603	101.2	30.136	120.9	45.006		270.7	1:49.745	
9	34.476	111.6	31.395		41.604		265.4	1:47.475		18	34.674	99.4	30.597	111.8	44.344		270.0	1:49.615	

7 JOHAN GIMBERT										KALEX									
lap	Sect-1	Speed	Sect-2	Speed	Sect-3	Speed	TopSpeed	laptime	pit	lap	Sect-1	Speed	Sect-2	Speed	Sect-3	Speed	Topspeed	laptime	pit
1	Pit Out	97.6	32.413	119.1	43.128			1:58.209		9	34.378	100.4	30.605	108.4	46.705		279.1	1:51.688	
2	35.793	98.0	30.908	115.0	41.951		272.7	1:48.652		10	34.422	97.9	30.259	113.6	41.297		277.6	1:45.978	
3	34.707	100.5	30.536	117.1	41.655		279.1	1:46.898		11	34.183	104.3	30.465	113.3	41.239		279.8	1:45.887	
4	34.681	97.5	30.516	113.2	43.963		279.1	1:49.160		12	34.349	97.4	30.025	115.0	40.907		280.5	1:45.281	
5	34.804	99.6	30.629	114.5	41.596		276.2	1:47.029		13	35.348	95.7	31.243	114.8	43.355		278.4	1:49.946	
6	36.387	98.5	30.754	120.3	43.199		275.5	1:50.340		14	34.436	98.8	32.043	109.9	42.641		277.6	1:49.120	
7	14:45.711	98.5	30.978	115.6	41.461		276.9	15:58.150		15	34.603	99.5	30.674	116.5	41.543		276.2	1:46.820	
8	34.461	101.6	30.225	115.9	41.039		278.4	1:45.725		16									

8 MARCO TAPIA										KALEX									
lap	Sect-1	Speed	Sect-2	Speed	Sect-3	Speed	TopSpeed	laptime	pit	lap	Sect-1	Speed	Sect-2	Speed	Sect-3	Speed	Topspeed	laptime	pit
1	Pit Out	98.0	31.013		48.551			2:06.303		8	34.542	102.2	29.827		41.234		274.1	1:45.603	
2	34.779	99.5	29.816	123.1	43.380		270.7	1:47.975		9	34.439	101.6	29.825		41.174		270.7	1:45.438	
3	34.473	101.6	29.998		41.101		271.4	1:45.572		10	35.884	101.8	30.983	117.8	Pit In		269.3	2:10.704	
4	34.304	106.5	30.093		40.804		271.4	1:45.201		11	Pit Out	104.3	31.405		40.661			5:02.998	
5	34.395	101.2	29.861		41.007		272.7	1:45.263		12	34.275	102.5	29.654	125.3	40.708		274.8	1:44.637	
6	10:28.666	103.3	30.517	0.2	41.252		269.3	11:40.435		13	33.748	124.7	39.457	121.1	41.418		272.0	1:54.623	
7	34.369	102.5	29.769	123.9	40.736		268.7	1:44.874		14	34.107	101.2	29.702	120.9	40.725		272.0	1:44.534	

9 CHARLES AUBRIE										KALEX									
lap	Sect-1	Speed	Sect-2	Speed	Sect-3	Speed	TopSpeed	laptime	pit	lap	Sect-1	Speed	Sect-2	Speed	Sect-3	Speed	Topspeed	laptime	pit
1	Pit Out	94.7	32.751	108.7	43.062			1:54.543		7	11:14.333	89.5	32.148	112.4	43.021		266.0	12:29.502	
2	36.206	98.8	31.483	114.4	42.694		265.4	1:50.383		8	36.579	95.9	31.512	108.4	42.416		265.4	1:50.507	



FIM JUNIORGP WORLD CHAMPIONSHIP - PORTIMAO

Autódromo Internacional do Algarve

Moto 2 ECH

20 - 23 June 2024

Laps and Sector Times - Free Practice 2

Autodromo Internacional Algarve - 4592mtr.

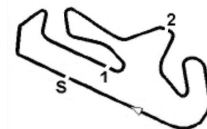
3	36.104	<u>106.7</u>	36.877	111.0	42.430	260.2	1:55.411	9	35.857	105.6	37.863	110.5	42.784	264.1	1:56.504
4	35.713	102.4	31.383	<u>115.5</u>	42.842	266.0	1:49.938	10	35.913	95.9	31.265	113.8	42.247	266.0	1:49.425
5	<u>35.629</u>	102.1	<u>31.229</u>	114.9	<u>42.174</u>	<u>269.3</u>	<u>1:49.032</u>	11	36.088	94.5	31.950	104.8	Pit In	265.4	2:14.168
6	35.803	106.3	32.429	112.3	46.246	262.8	1:54.478	12							

10 UNAI ORRADRE									KALEX								
lap	Sect-1	Speed	Sect-2	Speed	Sect-3	Speed	TopSpeed	laptime pit	lap	Sect-1	Speed	Sect-2	Speed	Sect-3	Speed	Topspeed	laptime pit
1	Pit Out	105.3	31.243	111.5	41.842			1:56.343	9	34.055	105.1	29.689	112.9	40.852		270.0	1:44.596
2	34.316	113.2	30.462	116.0	40.886		269.3	1:45.664	10	33.958	103.5	<u>29.579</u>	117.4	<u>40.482</u>		269.3	<u>1:44.019</u>
3	34.745	94.7	30.030	118.7	41.089		270.0	1:45.864	11	38.354	98.1	30.987	114.8	41.003		247.7	1:50.344
4	34.019	<u>119.6</u>	32.460	115.0	41.171		271.4	1:47.650	12	<u>33.908</u>	105.5	29.610	<u>119.5</u>	40.700		269.3	1:44.218
5	34.246	108.4	30.000	119.3	40.831		270.7	1:45.077	13	34.012	103.3	30.861	113.4	41.706		269.3	1:46.579
6	35.669	105.8	30.077	117.9	41.051		262.1	1:46.797	14	34.513	102.7	29.866	116.9	41.550		<u>272.0</u>	1:45.929
7	13:16.096	99.0	30.565	116.5	41.179		269.3	14:27.840	15	34.067	106.9	29.678	115.6	40.810		266.7	1:44.555
8	34.092	106.0	29.851	117.1	40.641		270.0	1:44.584	16	36.975	99.7	31.554	112.3	42.914		267.3	1:51.443

11 JORGE NAVARRO									FORWARD								
lap	Sect-1	Speed	Sect-2	Speed	Sect-3	Speed	TopSpeed	laptime pit	lap	Sect-1	Speed	Sect-2	Speed	Sect-3	Speed	Topspeed	laptime pit
1	Pit Out	105.5	31.635		41.707			1:57.795	7	34.420	98.6	<u>30.307</u>		41.131		<u>274.1</u>	1:45.858
2	34.740	102.4	30.940		41.155		272.0	1:46.835	8	34.301	103.3	30.337		<u>41.105</u>		265.4	<u>1:45.743</u>
3	36.864	104.1	30.578		41.391		265.4	1:48.833	9	34.291		30.342		41.830		<u>274.1</u>	1:46.463
4	<u>16:25.413</u>	0.1	31.054		41.416		267.3	17:37.883	10	34.360		30.378		41.379		270.7	1:46.117
5	34.519		30.324		41.535		268.0	1:46.378	11	40.055	102.6	38.289		42.417		265.4	2:00.761
6	34.808	100.3	30.378		41.158		270.0	1:46.344	12								

13 MATTIA RATO									KALEX								
lap	Sect-1	Speed	Sect-2	Speed	Sect-3	Speed	TopSpeed	laptime pit	lap	Sect-1	Speed	Sect-2	Speed	Sect-3	Speed	Topspeed	laptime pit
1	Pit Out	97.4	30.921		41.574			1:55.395	9	<u>34.353</u>	106.1	30.498		41.411		272.7	1:46.262
2	34.906	101.2	30.355	118.9	41.391		274.1	1:46.652	10	34.582	103.9	30.378	112.6	41.238		269.3	1:46.198
3	34.496	<u>108.4</u>	30.848	115.3	41.475		273.4	1:46.819	11	34.375	102.1	<u>30.116</u>	116.6	<u>41.074</u>		<u>274.8</u>	<u>1:45.565</u>
4	34.837	101.6	30.364	118.2	41.527		272.7	1:46.728	12	34.481	103.4	30.346	111.6	41.538		272.0	1:46.365
5	34.621	101.4	30.327		48.160		272.7	1:53.108	13	37.373	101.3	30.505	<u>120.4</u>	Pit In		269.3	2:08.551
6	34.528	106.1	30.571	118.8	41.599		270.0	1:46.698	14	Pit Out	104.0	31.803	117.5	44.110			3:38.232
7	11:31.647	104.7	31.413		41.695		270.7	12:44.755	15	34.836	99.4	30.559	113.4	41.884		273.4	1:47.279
8	34.714	102.2	30.355	115.3	41.216		268.7	1:46.285	16								

16 KAITO TOBA									KALEX								
lap	Sect-1	Speed	Sect-2	Speed	Sect-3	Speed	TopSpeed	laptime pit	lap	Sect-1	Speed	Sect-2	Speed	Sect-3	Speed	Topspeed	laptime pit
1	Pit Out	102.2	31.816	116.9	43.856			1:55.496	9	34.435	105.8	30.076	117.5	<u>40.661</u>		273.4	1:45.172
2	35.089	102.4	30.291	119.5	41.138		271.4	1:46.518	10	34.194	103.5	29.684	119.2	40.687		<u>276.2</u>	1:44.565
3	34.388	<u>111.0</u>	30.335	117.1	41.380		275.5	1:46.103	11	<u>34.019</u>	106.1	<u>29.664</u>	<u>122.0</u>	40.823		272.0	<u>1:44.506</u>
4	34.651	103.3	30.545	116.5	41.612		<u>276.2</u>	1:46.808	12	34.037	105.1	29.766	115.0	40.800		272.7	1:44.603
5	34.491	107.1	30.730	116.8	41.341		273.4	1:46.562	13	34.289	105.0	30.593	116.8	40.808		274.1	1:45.690
6	34.479	106.6	30.539	116.3	41.378		272.7	1:46.396	14	34.276	103.4	29.837	118.4	41.788		274.1	1:45.901
7	34.284	110.4	30.991	117.8	42.330		274.8	1:47.605	15	34.131	<u>111.0</u>	33.637	116.3	43.341		270.7	1:51.109
8	12:54.488	102.1	30.726	119.5	41.190		269.3	14:06.404	16	34.300	108.9	30.752	114.9	41.706		271.4	1:46.758



FIM JUNIORGP WORLD CHAMPIONSHIP - PORTIMAO

Autódromo Internacional do Algarve

Moto 2 ECH

20 - 23 June 2024

Laps and Sector Times - Free Practice 2

Autodromo Internacional Algarve - 4592mtr.

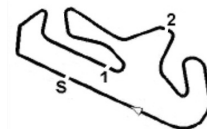
17		DANIEL MUÑOZ								KALEX									
lap	Sect-1	Speed	Sect-2	Speed	Sect-3	Speed	TopSpeed	laptime	pit	lap	Sect-1	Speed	Sect-2	Speed	Sect-3	Speed	Topspeed	laptime	pit

18		JONA EISENKOLB								KALEX									
lap	Sect-1	Speed	Sect-2	Speed	Sect-3	Speed	TopSpeed	laptime	pit	lap	Sect-1	Speed	Sect-2	Speed	Sect-3	Speed	Topspeed	laptime	pit
1	Pit Out	96.3	34.329	106.4	44.605			2:03.605		9	36.999	98.1	32.655	109.5	43.964		265.4	1:53.618	
2		37.493	94.2	33.075	111.2	44.221	259.6	1:54.789		10	36.972	98.2	32.534	110.4	43.900		265.4	1:53.406	
3		37.113	94.1	32.895	109.0	44.114	268.0	1:54.122		11	37.454	94.2	32.917	110.3	44.045		265.4	1:54.416	
4		37.390	99.5	33.041	109.3	44.234	262.8	1:54.665		12	37.102	96.9	32.676	107.2	43.707		266.0	1:53.485	
5		37.336	95.6	32.753	108.0	44.407	265.4	1:54.496		13	36.894	98.1	32.598	113.1	44.078		265.4	1:53.570	
6		37.172	98.5	32.779	109.1	44.308	262.1	1:54.259		14	36.995	96.9	<u>32.181</u>	111.5	43.987		265.4	1:53.163	
7	11:19.324	<u>102.6</u>	40.559	111.5	45.087		261.5	12:44.970		15	36.794	100.9	33.059	<u>113.9</u>	44.170		266.0	1:54.023	
8		37.538	94.7	32.976	107.7	44.134	262.8	1:54.648		16	<u>36.767</u>	96.3	32.358	<u>113.9</u>	<u>43.262</u>		<u>268.7</u>	<u>1:52.387</u>	

22		BRETT ROBERTS								BOSCOSCURO									
lap	Sect-1	Speed	Sect-2	Speed	Sect-3	Speed	TopSpeed	laptime	pit	lap	Sect-1	Speed	Sect-2	Speed	Sect-3	Speed	Topspeed	laptime	pit
1	Pit Out	98.1	32.113	107.7	42.661			1:57.194		8	35.098	99.4	30.699	114.9	41.062		269.3	1:46.859	
2		35.319	94.9	30.849	115.0	41.414	269.3	1:47.582		9	35.017	99.4	31.660	112.6	41.470		271.4	1:48.147	
3		35.145	101.0	<u>30.503</u>	<u>117.6</u>	41.210	270.0	1:46.858		10	39.703	93.6	32.558	110.9	Pit In		270.7	2:13.169	
4	<u>34.660</u>	<u>106.3</u>	31.238	110.9	41.490		272.7	1:47.388		11	Pit Out	97.0	31.572	112.4	41.585			5:20.532	
5		34.823	100.2	30.627	117.5	Pit In	270.7	2:07.712		12	35.267	100.9	30.607	116.4	41.214		267.3	1:47.088	
6	Pit Out	95.9	31.189	113.1	41.698			13:31.469		13	34.919	98.5	30.734	115.6	<u>41.004</u>		<u>275.5</u>	<u>1:46.657</u>	
7		40.683	90.7	33.511	111.8	41.375	266.7	1:55.569		14	35.122	97.6	30.835	113.1	41.860		270.0	1:47.817	

23		TAI GA HADA								KALEX									
lap	Sect-1	Speed	Sect-2	Speed	Sect-3	Speed	TopSpeed	laptime	pit	lap	Sect-1	Speed	Sect-2	Speed	Sect-3	Speed	Topspeed	laptime	pit
1	Pit Out	99.6	31.304	111.2	41.530			1:53.859		9	36.183	105.8	31.882	<u>119.9</u>	41.820		264.7	1:49.885	
2		34.921	101.4	30.244	118.9	41.775	274.1	1:46.940		10	34.818	96.9	30.323	113.4	40.995		270.7	1:46.136	
3		34.994	107.5	30.726	116.5	44.252	262.8	1:49.972		11	35.689	96.9	30.619	109.0	42.376		270.7	1:48.684	
4		34.813	100.5	<u>30.212</u>	111.3	41.636	274.1	1:46.661		12	34.884	99.7	30.375	112.0	41.097		263.4	1:46.356	
5		34.761	103.7	30.566	110.4	41.095	271.4	1:46.422		13	34.697	104.9	30.811	112.3	43.795		269.3	1:49.303	
6		34.884	98.9	33.421	111.7	41.915	271.4	1:50.220		14	34.778	99.8	30.314	113.9	41.271		269.3	1:46.363	
7	12:33.211	107.7	32.929	118.9	<u>40.927</u>		<u>274.8</u>	13:47.067		15	34.531	103.4	30.287	108.4	41.300		268.7	<u>1:46.118</u>	
8		34.646	101.1	30.467	115.5	41.135	272.7	1:46.248		16	<u>34.396</u>	101.1	30.672	114.6	41.081		270.7	1:46.149	

29		HARRI SON VOIGHT								KALEX									
lap	Sect-1	Speed	Sect-2	Speed	Sect-3	Speed	TopSpeed	laptime	pit	lap	Sect-1	Speed	Sect-2	Speed	Sect-3	Speed	Topspeed	laptime	pit
1	Pit Out	111.9	35.513	115.1	41.892			2:00.865		8	36.424	106.8	30.411	119.1	40.858		273.4	1:47.693	
2		34.557	103.9	30.357	117.8	40.774	270.0	1:45.688		9	<u>33.889</u>	<u>112.6</u>	32.516	118.9	40.827		274.1	1:47.232	
3		34.201	106.3	30.209	118.6	41.631	272.7	1:46.041		10	34.057	103.6	<u>30.089</u>	119.9	41.601		<u>276.2</u>	1:45.747	
4		34.203	103.5	30.305		40.981	273.4	1:45.489		11	34.120	108.7	30.457	117.0	45.991		274.1	1:50.568	
5		36.201	100.4	33.613	109.4	Pit In	272.7	2:17.341		12	34.208	105.9	30.277	<u>120.8</u>	41.076		275.5	1:45.561	
6	Pit Out	101.2	32.292		41.459			13:05.838		13	39.030	104.7	31.623		Pit In		273.4	2:15.688	
7		34.423	103.6	30.245		<u>40.771</u>	272.0	<u>1:45.439</u>		14									



FIM JUNIORGP WORLD CHAMPIONSHIP - PORTIMAO

Autódromo Internacional do Algarve

Moto 2 Ech

20 - 23 June 2024

Laps and Sector Times - Free Practice 2

Autodromo Internacional Algarve - 4592mtr.

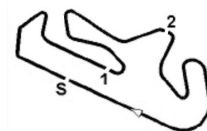
30 GIANPAOLO DI VITTORI										KALEX									
lap	Sect-1	Speed	Sect-2	Speed	Sect-3	Speed	TopSpeed	laptime	pit	lap	Sect-1	Speed	Sect-2	Speed	Sect-3	Speed	Topspeed	laptime	pit
1	Pit Out	102.8	32.078	<u>123.1</u>	45.664			2:01.937		6	35.420	97.6	<u>30.642</u>		<u>41.716</u>		265.4	<u>1:47.778</u>	
2	35.633	106.2	31.915		43.736		265.4	1:51.284		7	<u>35.238</u>	<u>115.6</u>	35.927		42.132		267.3	1:53.297	
3	35.381	103.7	31.157		41.763		264.7	1:48.301		8	35.356	107.6	31.724	103.5	46.221		<u>268.0</u>	1:53.301	
4	35.415	100.1	30.778		Pit In		262.1	2:22.048		9	35.371	97.5	30.792	117.0	41.963		<u>268.0</u>	1:48.126	
5	Pit Out	113.8	34.833	121.2	42.692			15:47.258		10	44.523	96.9	34.912	111.3	Pit In		265.4	2:25.328	

31 ROBERTO GARCÍA										KALEX									
lap	Sect-1	Speed	Sect-2	Speed	Sect-3	Speed	TopSpeed	laptime	pit	lap	Sect-1	Speed	Sect-2	Speed	Sect-3	Speed	Topspeed	laptime	pit
1	Pit Out	97.3	30.885	119.1	41.212			1:56.040		10	33.937	103.5	29.640	117.8	40.394		270.7	1:43.971	
2	34.381	<u>108.5</u>	30.162	118.2	40.807		268.7	1:45.350		11	34.194	98.3	30.265	<u>124.0</u>	40.657		<u>275.5</u>	1:45.116	
3	34.316	106.2	30.096	118.3	40.770		269.3	1:45.182		12	33.960	103.7	29.587	120.5	40.534		269.3	1:44.081	
4	34.404	104.8	30.211	112.4	40.871		269.3	1:45.486		13	33.978	104.0	29.588	120.4	40.430		270.7	1:43.996	
5	34.334	107.2	29.993	119.9	40.709		270.0	1:45.036		14	33.933	104.3	29.621	121.3	40.385		271.4	1:43.939	
6	35.739	88.1	36.735	120.3	Pit In		270.0	2:15.765		15	<u>33.765</u>	106.0	29.628	120.3	40.414		271.4	1:43.807	
7	Pit Out	98.3	30.191	119.2	40.678			10:54.673		16	33.952	105.2	29.644	120.4	40.396		271.4	1:43.992	
8	33.992	107.5	29.703	122.4	<u>40.112</u>		268.7	1:43.807		17	34.947	97.9	29.933	120.9	40.835		271.4	1:45.715	
9	33.797	106.8	<u>29.572</u>	119.3	40.205		270.7	<u>1:43.574</u>		18									

40 MATTIA CASADEI										BOSCO SCURO									
lap	Sect-1	Speed	Sect-2	Speed	Sect-3	Speed	TopSpeed	laptime	pit	lap	Sect-1	Speed	Sect-2	Speed	Sect-3	Speed	Topspeed	laptime	pit
1	Pit Out	103.3	32.277	109.9	42.557			1:55.874		9	34.216	98.1	<u>29.575</u>	118.9	<u>40.522</u>		272.0	<u>1:44.313</u>	
2	34.602	102.9	30.732	118.8	40.974		272.7	1:46.308		10	<u>33.930</u>	103.6	29.830	116.0	44.301		273.4	1:48.061	
3	34.274	105.1	30.322	117.9	40.751		273.4	1:45.347		11	34.144	99.4	29.720	116.4	40.689		273.4	1:44.553	
4	34.093	103.2	29.955	121.1	41.088		<u>275.5</u>	1:45.136		12	34.012	108.7	30.243	111.9	42.248		272.7	1:46.503	
5	34.407	98.7	30.572	117.0	40.976		<u>275.5</u>	1:45.955		13	34.077	100.9	29.733	<u>121.2</u>	42.205		271.4	1:46.015	
6	34.118	103.6	29.902	114.4	42.089		272.7	1:46.109		14	34.123	100.6	29.866	119.5	40.612		272.0	1:44.601	
7	34.176	102.6	30.092	116.6	41.010		272.7	1:45.278		15	34.195	102.1	29.758	119.6	40.675		273.4	1:44.628	
8	12:06.926	<u>110.2</u>	31.782	117.0	40.896		272.7	13:19.604		16	33.990	100.9	29.733	119.1	40.857		274.1	1:44.580	

44 JINLIN LI										KALEX									
lap	Sect-1	Speed	Sect-2	Speed	Sect-3	Speed	TopSpeed	laptime	pit	lap	Sect-1	Speed	Sect-2	Speed	Sect-3	Speed	Topspeed	laptime	pit
1	Pit Out	92.6	34.043	117.0	46.009			2:07.218		8	37.723	<u>109.9</u>	43.439	114.6	44.479		248.8	2:05.641	
2	38.267	97.3	33.908	<u>118.6</u>	45.293		250.0	1:57.468		9	37.313	92.5	33.132	115.5	44.325		251.7	1:54.770	
3	37.564	102.5	37.077	118.3	44.817		239.5	1:59.458		10	37.667	94.7	33.118	115.9	44.176		248.8	1:54.961	
4	38.331	92.9	33.380	112.9	44.920		245.5	1:56.631		11	38.221	89.0	32.902	117.6	49.996		252.3	2:01.119	
5	38.476	86.1	34.312	113.6	Pit In		246.6	2:15.788		12	36.810	102.2	<u>32.552</u>	117.9	47.673		248.3	1:57.035	
6	Pit Out	86.5	33.878	115.6	44.950			12:25.705		13	<u>36.743</u>	104.2	32.775	116.3	43.600		<u>253.5</u>	<u>1:53.118</u>	
7	37.485	99.4	32.733	116.1	44.486		252.3	1:54.704		14	36.929	97.6	32.960	113.6	<u>43.494</u>		251.7	1:53.383	

49 FRANCESCO MONGIARDO										KALEX									
lap	Sect-1	Speed	Sect-2	Speed	Sect-3	Speed	TopSpeed	laptime	pit	lap	Sect-1	Speed	Sect-2	Speed	Sect-3	Speed	Topspeed	laptime	pit
1	Pit Out	106.2	32.048	112.5	41.569			1:59.063		10	34.260	101.8	29.784	121.8	40.537		272.7	1:44.581	
2	34.704	98.1	30.529	119.7	40.959		270.0	1:46.192		11	34.358	97.9	29.840	<u>123.0</u>	40.570		271.4	1:44.768	
3	34.693	100.7	30.256	120.5	40.897		271.4	1:45.846		12	34.198	104.2	30.518	116.9	40.512		271.4	1:45.228	
4	<u>34.039</u>	112.9	38.309	114.4	41.322		271.4	1:53.670		13	34.272	112.4	34.634	119.2	40.580		272.0	1:49.486	
5	34.362	98.9	30.245	118.9	41.520		271.4	1:46.127		14	34.156	99.4	29.841	120.0	40.498		272.0	1:44.495	



FIM JUNIORGP WORLD CHAMPIONSHIP - PORTIMAO

Autódromo Internacional do Algarve

Moto 2 ECH

20 - 23 June 2024

Laps and Sector Times - Free Practice 2

Autodromo Internacional Algarve - 4592mtr.

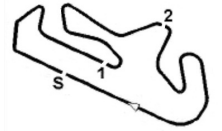
6	34.215	<u>132.4</u>	37.323	118.2	Pit In	267.3	2:16.348	15	34.414	98.1	29.955	113.4	40.824	<u>274.1</u>	1:45.193
7	Pit Out	100.0	30.608	119.5	40.946		11:25.584	16	34.161	99.7	<u>29.702</u>	122.0	40.539	<u>274.1</u>	<u>1:44.402</u>
8	34.533	101.0	29.903	122.4	40.640	270.7	1:45.076	17	38.437	100.3	31.221	115.4	42.264	<u>274.1</u>	1:51.922
9	34.133	103.8	29.924	122.6	<u>40.488</u>	273.4	1:44.545	18							

54 ALBERTO FERRÁNDEZ									BOSCOSCURO										
lap	Sect-1	Speed	Sect-2	Speed	Sect-3	Speed	TopSpeed	laptime	pit	lap	Sect-1	Speed	Sect-2	Speed	Sect-3	Speed	Topspeed	laptime	pit
1	Pit Out	94.7	30.784	112.9	41.619			1:53.558		10	33.947	105.3	29.652	115.8	40.524		277.6	1:44.123	
2	34.487	105.3	29.921	116.8	40.687		<u>279.8</u>	1:45.095		11	33.976	103.3	29.672	117.8	<u>40.260</u>		278.4	<u>1:43.908</u>	
3	34.217	104.4	30.014	117.1	40.523		277.6	1:44.754		12	33.906	103.2	29.700	118.3	40.390		277.6	1:43.996	
4	34.187	103.6	29.790	118.0	40.831		278.4	1:44.808		13	33.922	102.2	<u>29.558</u>	118.7	40.505		278.4	1:43.985	
5	34.113	103.7	29.796	118.3	40.462		277.6	1:44.371		14	34.001	104.0	29.635	114.6	40.587		276.9	1:44.223	
6	34.168	101.5	29.839	117.0	40.379		276.2	1:44.386		15	<u>33.801</u>	108.9	31.477	114.2	41.308		276.2	1:46.586	
7	34.058	103.8	29.738	116.8	40.737		278.4	1:44.533		16	33.826	110.2	30.367	116.8	40.485		278.4	1:44.678	
8	11:01.199	<u>114.8</u>	31.578	<u>119.1</u>	40.459		262.8	12:13.236		17	34.129	101.5	30.667	114.0	41.394		279.1	1:46.190	
9	34.274	102.7	29.826	116.9	40.402		275.5	1:44.502		18									

67 ALBERTO SURRA									BOSCOSCURO										
lap	Sect-1	Speed	Sect-2	Speed	Sect-3	Speed	TopSpeed	laptime	pit	lap	Sect-1	Speed	Sect-2	Speed	Sect-3	Speed	Topspeed	laptime	pit
1	Pit Out	100.1	30.893	112.0	40.865			1:54.068		9	33.836	103.1	29.674	116.4	40.367		279.1	1:43.877	
2	34.499	100.7	29.898	114.9	40.469		278.4	1:44.866		10	33.889	102.6	<u>29.562</u>	116.3	40.419		279.1	1:43.870	
3	33.923	109.5	32.822	109.2	43.053		278.4	1:49.798		11	33.917	100.7	29.600	116.3	40.282		279.8	<u>1:43.799</u>	
4	34.177	101.6	29.796	117.8	40.462		<u>282.7</u>	1:44.435		12	38.999	<u>142.7</u>	38.875	108.1	45.903		281.3	2:03.777	
5	33.975	102.3	29.793	116.1	40.486		279.8	1:44.254		13	34.124	101.5	29.600	115.9	<u>40.233</u>		<u>282.7</u>	1:43.957	
6	36.977	98.0	30.566	<u>120.4</u>	Pit In		279.1	2:11.474		14	33.869	103.7	29.712	117.1	40.325		279.8	1:43.906	
7	Pit Out	105.7	30.553	113.9	40.450			13:53.412		15	37.419	99.8	30.091	113.0	41.687		278.4	1:49.197	
8	<u>33.673</u>	111.1	30.049	117.6	40.356		276.2	1:44.078		16									

73 JACOPO CRETARO									KALEX										
lap	Sect-1	Speed	Sect-2	Speed	Sect-3	Speed	TopSpeed	laptime	pit	lap	Sect-1	Speed	Sect-2	Speed	Sect-3	Speed	Topspeed	laptime	pit
1	Pit Out	95.7	32.161	114.3	42.595			1:59.793		9	35.110	99.6	30.682	115.1	41.837		264.7	1:47.629	
2	36.060	96.3	31.373	<u>119.2</u>	43.042		262.1	1:50.475		10	35.188	98.2	30.818	112.5	41.765		<u>266.7</u>	1:47.771	
3	35.826	97.0	30.837	113.4	41.856		262.8	1:48.519		11	35.096	97.4	30.534	115.3	41.535		266.0	1:47.165	
4	35.415	97.4	30.729	115.9	49.207		264.1	1:55.351		12	<u>34.725</u>	<u>103.1</u>	32.212	112.5	41.884		266.0	1:48.821	
5	35.488	96.7	30.910	114.9	41.636		<u>266.7</u>	1:48.034		13	35.054	97.6	30.715	117.0	41.540		264.7	1:47.309	
6	35.175	98.9	30.828	114.0	41.551		264.1	1:47.554		14	35.097	96.1	30.538	113.4	41.538		265.4	1:47.173	
7	11:01.518	92.0	31.754	113.3	42.124		262.8	12:15.396		15	35.006	97.7	<u>30.477</u>	113.8	41.630		<u>266.7</u>	1:47.113	
8	35.308	97.4	30.893	114.0	41.714		264.1	1:47.915		16	34.912	98.9	30.550	115.0	<u>41.525</u>		265.4	<u>1:46.987</u>	

77 MATTIA VOLPI									KALEX										
lap	Sect-1	Speed	Sect-2	Speed	Sect-3	Speed	TopSpeed	laptime	pit	lap	Sect-1	Speed	Sect-2	Speed	Sect-3	Speed	Topspeed	laptime	pit
1	Pit Out	105.9	31.899	117.1	41.500			1:55.671		9	34.192	<u>107.6</u>	31.651	113.4	41.315		270.7	1:47.158	
2	34.468	106.8	30.314	116.1	42.113		270.0	1:46.895		10	34.512	101.4	30.012	118.8	40.711		270.0	1:45.235	
3	34.501	106.7	30.040	117.4	40.918		268.7	1:45.459		11	34.252	104.0	29.828	116.9	<u>40.432</u>		<u>272.7</u>	1:44.512	
4	34.414	106.9	30.195	118.4	43.665		270.7	1:48.274		12	36.554	97.3	31.962	113.7	Pit In		271.4	2:11.495	
5	34.469	106.4	30.262	118.7	40.694		269.3	1:45.425		13	Pit Out	100.4	30.891	115.4	41.068			3:35.875	
6	38.036	99.0	34.175	117.5	Pit In		270.0	2:15.162		14	34.192	105.4	30.048	<u>119.1</u>	40.628		271.4	1:44.868	



FIM JUNIORGP WORLD CHAMPIONSHIP - PORTIMAO
Autódromo Internacional do Algarve

Moto 2 Ech

20 - 23 June 2024

Laps and Sector Times - Free Practice 2

Autodromo Internacional Algarve - 4592mtr.

7	Pit Out	99.5	30.797	116.9	40.708		11:51.830	15	34.415	102.8	29.964	117.6	40.670	268.0	1:45.049
8	34.314	103.4	29.866	118.2	40.513	270.7	1:44.693	16	34.132	104.7	29.805	118.7	40.486	272.7	1:44.423