

FIM JUNIORGP WORLD CHAMPIONSHIP - PORTIMAO

Autódromo Internacional do Algarve

Moto 2 Ech

20 - 23 June 2024

Laps and Sector Times - Free Practice 1

Autodromo Internacional Algarve - 4592mtr.

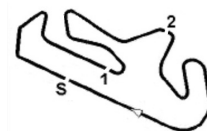
4 ERIC FERNÁNDEZ										KALEX									
lap	Sect-1	Speed	Sect-2	Speed	Sect-3	Speed	TopSpeed	laptime	pit	lap	Sect-1	Speed	Sect-2	Speed	Sect-3	Speed	Topspeed	laptime	pit
1	Pit Out	87.0	33.880	101.1	41.667			1:55.933		11	Pit Out	96.2	30.777		41.086			8:17.907	
2	34.841	97.5	30.312	115.3	41.174		264.7	1:46.327		12	34.228	99.0	29.796		40.442		279.8	1:44.466	
3	34.853	95.3	30.424	111.8	41.858		266.7	1:47.135		13	33.912	100.6	29.742	118.7	40.420		279.8	1:44.074	
4	34.695	93.7	30.241	114.9	41.266		266.7	1:46.202		14	34.091	100.3	30.196	116.5	40.252		277.6	1:44.539	
5	34.435	97.6	30.216	114.0	40.745		277.6	1:45.396		15	<u>33.809</u>	102.1	29.674		40.232		<u>280.5</u>	<u>1:43.715</u>	
6	34.428	97.0	29.981		40.859		274.1	1:45.268		16	33.885	100.2	<u>29.656</u>		40.280		<u>280.5</u>	1:43.821	
7	34.200	100.7	30.217	102.6	45.708		274.8	1:50.125		17	41.367	101.5	29.989	<u>121.6</u>	41.243		277.6	1:52.599	
8	34.231	100.8	30.615	115.9	40.983		274.8	1:45.829		18	34.170	102.9	29.716		<u>40.049</u>		<u>280.5</u>	1:43.935	
9	34.344	100.0	30.100	117.6	40.646		272.7	1:45.090		19	35.698	<u>104.2</u>	34.362	106.3	Pit In		275.5	2:12.912	
10	37.324	99.1	32.465	111.3	Pit In		271.4	2:12.027		20									

5 LORENZO FELLON										KALEX									
lap	Sect-1	Speed	Sect-2	Speed	Sect-3	Speed	TopSpeed	laptime	pit	lap	Sect-1	Speed	Sect-2	Speed	Sect-3	Speed	Topspeed	laptime	pit
1	Pit Out	91.1	31.543	108.8	42.062			1:56.615		10	34.274	101.7	30.167	117.4	47.434		273.4	1:51.875	
2	35.634	95.5	30.516	117.3	41.035		276.2	1:47.185		11	<u>34.153</u>	101.7	<u>29.931</u>	116.9	40.664		<u>284.2</u>	<u>1:44.748</u>	
3	34.826	99.5	30.512	118.3	40.915		282.0	1:46.253		12	36.942	96.2	31.690	115.1	44.879		280.5	1:53.511	
4	34.832	100.7	30.210	116.5	40.654		282.0	1:45.696		13	34.866	102.8	30.715	115.3	Pit In		278.4	2:05.859	
5	34.761	99.0	30.449	116.4	40.834		280.5	1:46.044		14	Pit Out	93.4	30.709	111.5	40.961			4:55.481	
6	37.034	95.4	30.662	<u>120.7</u>	Pit In		279.8	2:09.710		15	34.503	100.7	30.324	118.0	<u>40.451</u>		279.1	1:45.278	
7	Pit Out	97.0	30.869	112.9	40.850			8:24.502		16	34.353	100.6	30.278	114.5	40.631		279.8	1:45.262	
8	34.685	100.3	30.327	116.4	40.672		275.5	1:45.684		17	34.573	<u>104.5</u>	32.147	112.5	Pit In		279.1	2:13.061	
9	34.293	103.8	30.273	116.3	40.557		277.6	1:45.123		18									

7 JOHAN GIMBERT										KALEX									
lap	Sect-1	Speed	Sect-2	Speed	Sect-3	Speed	TopSpeed	laptime	pit	lap	Sect-1	Speed	Sect-2	Speed	Sect-3	Speed	Topspeed	laptime	pit
1	Pit Out	90.2	32.939	104.1	42.248			1:58.433		3	34.778	95.0	30.701	<u>113.7</u>	<u>41.187</u>		277.6	<u>1:46.666</u>	
2	35.288	94.0	30.701	113.6	41.609		<u>284.2</u>	1:47.598		4	<u>34.735</u>	<u>97.0</u>	<u>30.543</u>	111.1	42.673		282.0	1:47.951	

8 MARCO TAPIA										KALEX									
lap	Sect-1	Speed	Sect-2	Speed	Sect-3	Speed	TopSpeed	laptime	pit	lap	Sect-1	Speed	Sect-2	Speed	Sect-3	Speed	Topspeed	laptime	pit
1	Pit Out	91.8	31.034	118.4	41.216			1:51.686		8	34.441	100.9	30.150		40.668		279.1	1:45.259	
2	34.963	98.6	30.369	119.6	41.128		280.5	1:46.460		9	35.964	106.0	30.193	120.3	40.656		277.6	1:46.813	
3	34.426	98.3	30.253		40.844		280.5	1:45.523		10	34.216	101.8	29.975	120.0	40.521		279.8	1:44.712	
4	34.179	101.0	30.102		40.513		280.5	1:44.794		11	34.287	101.7	29.838	<u>123.7</u>	40.289		279.8	1:44.414	
5	34.447	101.1	30.069		40.654		<u>282.7</u>	1:45.170		12	34.849	99.5	30.523	116.1	Pit In		280.5	2:08.526	
6	34.325	104.0	29.949		Pit In		279.1	2:10.258		13	Pit Out	106.8	31.398		40.192			7:43.027	
7	Pit Out	100.4	30.681	122.7	40.810			10:05.888		14	<u>34.003</u>	101.9	<u>29.456</u>		<u>39.822</u>		279.1	<u>1:43.281</u>	

9 CHARLES AUBRIE										KALEX									
lap	Sect-1	Speed	Sect-2	Speed	Sect-3	Speed	TopSpeed	laptime	pit	lap	Sect-1	Speed	Sect-2	Speed	Sect-3	Speed	Topspeed	laptime	pit
1	Pit Out	89.0	32.054	107.6	43.098			1:55.919		9	36.012	96.6	31.677	109.6	Pit In		273.4	2:10.112	
2	36.379	94.0	31.297	111.9	42.095		277.6	1:49.771		10	Pit Out	90.0	31.923	107.8	42.559			11:58.105	
3	35.695	94.2	31.114	111.7	42.505		<u>278.4</u>	1:49.314		11	38.592	92.0	32.630	110.4	43.073		274.1	1:54.295	
4	35.691	<u>98.3</u>	31.396	110.2	42.131		276.2	1:49.218		12	36.329	95.2	31.582	110.7	42.383		270.0	1:50.294	
5	35.885	94.3	31.025	114.2	41.771		273.4	1:48.681		13	36.055	96.6	31.478	110.9	42.104		274.1	1:49.637	
6	35.899	95.2	31.029	108.4	41.945		276.2	1:48.873		14	35.922	93.5	31.439	110.1	<u>41.737</u>		275.5	1:49.098	


FIM JUNIORGP WORLD CHAMPIONSHIP - PORTIMAO

Autódromo Internacional do Algarve

Moto 2 ECH

20 - 23 June 2024

Laps and Sector Times - Free Practice 1

Autodromo Internacional Algarve - 4592mtr.

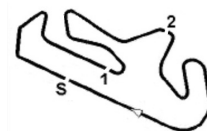
7	<u>35.432</u>	95.8	<u>30.876</u>	<u>117.3</u>	42.112	274.8	<u>1:48.420</u>	15	35.667	94.5	31.248	110.4	42.719	276.2	1:49.634
8	35.694	94.1	31.199	110.1	41.805	273.4	1:48.698	16	35.642	96.9	31.245	109.2	41.813	276.2	1:48.700

10 UNAI ORRADRE									KALEX										
lap	Sect-1	Speed	Sect-2	Speed	Sect-3	Speed	TopSpeed	laptime	pit	lap	Sect-1	Speed	Sect-2	Speed	Sect-3	Speed	Topspeed	laptime	pit
1	Pit Out	83.3	35.116	106.4	41.443			2:03.406		10	33.810	<u>106.5</u>	29.621	117.5	39.924		279.1	1:43.355	
2	34.088	102.3	29.614	116.5	40.058		279.8	1:43.760		11	34.584	100.7	31.873	115.9	Pit In		277.6	2:11.073	
3	36.266	106.1	29.822	115.6	40.465		269.3	1:46.553		12	Pit Out	103.4	29.977	117.4	40.398			9:40.046	
4	33.802	103.4	29.475	118.7	39.966		280.5	1:43.243		13	34.072	103.2	29.633	115.3	40.075		279.8	1:43.780	
5	34.051	103.6	29.547	119.3	39.969		272.0	1:43.567		14	33.716	<u>106.5</u>	29.450	119.5	39.914		276.2	1:43.080	
6	34.014	103.8	29.452	118.8	40.336		<u>281.3</u>	1:43.802		15	33.709	106.4	<u>29.231</u>	<u>123.3</u>	40.020		<u>281.3</u>	<u>1:42.960</u>	
7	37.882	101.7	30.964	115.5	42.012		277.6	1:50.858		16	<u>33.607</u>	105.3	29.474	121.3	40.365		279.8	1:43.446	
8	33.887	104.4	29.556	117.3	40.021		277.6	1:43.464		17	34.941	85.7	33.168	105.5	Pit In		279.1	2:19.011	
9	33.880	105.6	29.477	120.0	<u>39.776</u>		276.2	1:43.133		18									

13 MATTIA RATO									KALEX										
lap	Sect-1	Speed	Sect-2	Speed	Sect-3	Speed	TopSpeed	laptime	pit	lap	Sect-1	Speed	Sect-2	Speed	Sect-3	Speed	Topspeed	laptime	pit
1	Pit Out	95.4	31.759	112.4	42.259			1:57.415		10	Pit Out	96.4	31.044	<u>115.1</u>	41.867			10:09.102	
2	36.068	95.3	30.759	114.4	41.424		269.3	1:48.251		11	34.875	99.5	30.623	113.7	<u>41.418</u>		277.6	<u>1:46.916</u>	
3	34.999	95.6	30.600	114.9	41.429		268.0	1:47.028		12	34.843	101.5	30.694		42.481		272.7	1:48.018	
4	34.974	99.3	<u>30.425</u>	113.1	41.597		269.3	1:46.996		13	<u>34.827</u>	<u>104.1</u>	30.793	111.9	41.477		277.6	1:47.097	
5	35.024	97.8	30.910	114.3	41.602		268.7	1:47.536		14	34.831	102.9	30.840	113.8	43.126		270.7	1:48.797	
6	35.000	97.0	30.802	114.8	42.145		<u>278.4</u>	1:47.947		15	34.857	101.4	30.658	111.0	41.646		277.6	1:47.161	
7	35.134	97.6	30.947	114.4	41.614		272.7	1:47.695		16	34.897	100.0	30.743	112.6	41.625		277.6	1:47.265	
8	35.019	100.7	30.835	111.6	41.642		277.6	1:47.496		17	34.890	100.3	32.500	111.5	Pit In		270.7	2:13.355	
9	35.378	99.5	32.163	110.4	Pit In		275.5	2:11.262		18									

16 KAITO TOBA									KALEX										
lap	Sect-1	Speed	Sect-2	Speed	Sect-3	Speed	TopSpeed	laptime	pit	lap	Sect-1	Speed	Sect-2	Speed	Sect-3	Speed	Topspeed	laptime	pit
1	Pit Out	92.0	33.184	101.4	41.785			1:57.202		10	34.103	102.5	29.920	116.1	40.190		274.8	<u>1:44.213</u>	
2	34.965	97.3	30.386	116.6	40.741		278.4	1:46.092		11	<u>34.069</u>	104.9	29.916	<u>118.4</u>	40.442		283.5	1:44.427	
3	34.532	105.3	30.340	117.0	41.131		270.7	1:46.003		12	34.501	103.7	29.993	113.1	<u>40.185</u>		281.3	1:44.679	
4	34.445	99.7	30.197	117.4	41.241		<u>285.0</u>	1:45.883		13	34.352	102.6	30.345	116.1	42.638		275.5	1:47.335	
5	34.734	101.8	30.797	115.6	Pit In		281.3	2:11.284		14	34.373	100.5	30.258	110.4	42.405		284.2	1:47.036	
6	Pit Out	96.3	32.625	111.7	41.487			12:07.879		15	34.213	102.7	30.244	117.8	40.480		283.5	1:44.937	
7	34.495	103.9	30.461	113.9	40.730		279.8	1:45.686		16	34.260	<u>105.4</u>	30.006	118.0	40.642		274.1	1:44.908	
8	34.183	103.7	30.228	112.9	40.383		281.3	1:44.794		17	35.301	92.7	37.053	113.2	Pit In		279.1	2:18.650	
9	34.082	103.3	<u>29.912</u>	110.5	40.425		283.5	1:44.419		18									

17 DANIEL MUÑOZ									KALEX										
lap	Sect-1	Speed	Sect-2	Speed	Sect-3	Speed	TopSpeed	laptime	pit	lap	Sect-1	Speed	Sect-2	Speed	Sect-3	Speed	Topspeed	laptime	pit
1	Pit Out	95.0	30.918	121.6	42.752			1:51.902		8	33.693	107.5	29.652	122.0	Pit In		283.5	2:05.637	
2	34.054	100.7	29.936	124.9	39.920		285.0	1:43.910		9	Pit Out	102.5	30.025	125.0	39.743			6:07.354	
3	33.831	106.1	29.710	123.9	39.947		283.5	1:43.488		10	<u>33.344</u>	108.4	29.405	116.0	39.679		<u>286.5</u>	<u>1:42.428</u>	
4	33.859	104.4	31.224	120.3	Pit In		285.0	2:06.156		11	33.478	107.5	<u>29.301</u>	<u>130.0</u>	39.687		284.2	1:42.466	
5	Pit Out	102.2	29.993	125.4	40.121			13:03.609		12	33.601	106.5	30.273	122.6	41.231		285.0	1:45.105	
6	33.656	106.1	29.479	123.7	39.772		283.5	1:42.907		13	33.545	109.0	29.741	126.0	<u>39.631</u>		282.7	1:42.917	



FIM JUNIORGP WORLD CHAMPIONSHIP - PORTIMAO

Autódromo Internacional do Algarve

Moto 2 ECH

20 - 23 June 2024

Laps and Sector Times - Free Practice 1

Autodromo Internacional Algarve - 4592mtr.

7	33.845	<u>110.5</u>	30.630	120.7	40.180	282.7	1:44.655	14	50.407	96.5	32.700	117.5	Pit In	265.4	2:24.544
---	--------	--------------	--------	-------	--------	-------	----------	----	--------	------	--------	-------	--------	-------	----------

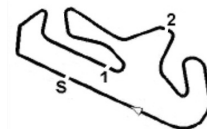
18 JONA EISENKOLB									KALEX										
lap	Sect-1	Speed	Sect-2	Speed	Sect-3	Speed	TopSpeed	laptime	pit	lap	Sect-1	Speed	Sect-2	Speed	Sect-3	Speed	Topspeed	laptime	pit
1	Pit Out	86.1	33.994	109.4	44.414			2:06.237		8	Pit Out	89.8	33.267	107.6	44.517			16:00.785	
2	37.833	87.5	32.913	109.1	43.610		268.7	1:54.356		9	37.783	94.7	32.610	111.6	43.077		249.4	1:53.470	
3	37.575	86.3	33.057	108.7	43.854		273.4	1:54.486		10	36.697	94.9	32.505	111.3	42.870		276.9	1:52.072	
4	37.055	90.4	32.768	107.7	43.661		274.1	1:53.484		11	36.947	94.8	32.565	111.2	42.916		272.0	1:52.428	
5	37.141	91.4	32.656	109.8	43.169		<u>277.6</u>	1:52.966		12	36.819	95.7	<u>32.270</u>	<u>113.2</u>	42.832		276.2	1:51.921	
6	37.096	92.5	32.457	112.7	43.366		273.4	1:52.919		13	36.679	95.3	32.429	112.1	<u>42.797</u>		<u>277.6</u>	<u>1:51.905</u>	
7	37.787	90.2	32.719	110.9	Pit In		270.0	2:15.948		14	<u>36.673</u>	<u>98.2</u>	32.534	112.5	43.142		272.0	1:52.349	

22 BRETT ROBERTS									BOSCOCURRO										
lap	Sect-1	Speed	Sect-2	Speed	Sect-3	Speed	TopSpeed	laptime	pit	lap	Sect-1	Speed	Sect-2	Speed	Sect-3	Speed	Topspeed	laptime	pit
1	Pit Out	91.4	32.020	109.2	41.907			1:53.185		8	Pit Out	90.7	31.681	107.4	41.543			13:34.760	
2	35.420	93.9	30.746	115.4	41.187		272.0	1:47.353		9	34.985	95.1	30.503	114.2	40.521		<u>278.4</u>	1:46.009	
3	34.975	97.2	30.696	111.1	41.184		270.7	1:46.855		10	34.707	94.5	30.491	112.9	40.509		274.8	1:45.707	
4	35.227	96.8	30.569	113.1	40.957		272.0	1:46.753		11	34.672	97.5	<u>30.309</u>	112.4	<u>40.403</u>		269.3	<u>1:45.384</u>	
5	35.057	95.7	30.535	114.5	40.855		271.4	1:46.447		12	<u>34.569</u>	98.3	30.569	113.7	40.491		273.4	1:45.629	
6	34.684	<u>99.1</u>	30.517	<u>116.4</u>	40.830		<u>278.4</u>	1:46.031		13	34.747	95.2	30.810	112.4	Pit In		270.7	2:08.038	
7	40.514	89.0	34.398	114.2	Pit In		270.7	2:15.941		14									

23 TAIGA HADA									KALEX										
lap	Sect-1	Speed	Sect-2	Speed	Sect-3	Speed	TopSpeed	laptime	pit	lap	Sect-1	Speed	Sect-2	Speed	Sect-3	Speed	Topspeed	laptime	pit
1	Pit Out	94.3	30.839	<u>121.8</u>	42.847			1:51.278		10	34.415	98.0	30.079	116.0	40.240		282.7	1:44.734	
2	34.888	98.2	30.231	121.6	40.765		284.2	1:45.884		11	34.699	99.7	30.425	111.8	40.650		283.5	1:45.774	
3	34.814	99.3	30.445	111.6	40.964		<u>285.0</u>	1:46.223		12	34.516	98.5	30.250	112.7	40.473		281.3	1:45.239	
4	34.679	100.1	30.309	114.6	41.128		284.2	1:46.116		13	34.535	101.1	30.369	111.5	40.373		279.8	1:45.277	
5	34.830	99.4	30.492	117.0	41.054		282.0	1:46.376		14	34.986	102.1	32.390	105.5	Pit In		279.8	2:08.007	
6	34.691	<u>102.6</u>	30.498	113.7	42.768		281.3	1:47.957		15	Pit Out	96.6	30.668	113.9	40.337			4:16.351	
7	37.111	97.7	30.854	108.4	Pit In		280.5	2:10.828		16	34.424	99.0	30.196	115.4	40.276		<u>285.0</u>	1:44.896	
8	Pit Out	100.6	30.348	113.7	<u>39.970</u>			9:22.143		17	37.711	97.8	35.349	104.0	Pit In		282.0	2:18.437	
9	<u>34.367</u>	99.8	<u>30.057</u>	113.8	40.188		284.2	<u>1:44.612</u>		18									

29 HARRISON VOIGHT									KALEX										
lap	Sect-1	Speed	Sect-2	Speed	Sect-3	Speed	TopSpeed	laptime	pit	lap	Sect-1	Speed	Sect-2	Speed	Sect-3	Speed	Topspeed	laptime	pit
1	Pit Out	92.3	31.424	112.5	41.213			1:55.878		7	35.764	95.2	31.290	112.7	Pit In		282.7	2:13.718	
2	34.840	94.4	30.478	111.9	40.867		<u>283.5</u>	1:46.185		8	Pit Out	89.2	32.531	117.5	40.533			9:44.730	
3	34.518	97.7	30.167	114.8	40.475		282.7	1:45.160		9	34.017	100.0	29.905	115.3	40.148		281.3	1:44.070	
4	34.094	98.8	30.012	113.4	40.472		<u>283.5</u>	1:44.578		10	34.805	101.1	30.751	112.6	42.008		282.7	1:47.564	
5	34.000	<u>103.0</u>	30.078	115.8	40.410		282.7	1:44.488		11	33.971	99.4	<u>29.756</u>	115.9	<u>40.130</u>		277.6	<u>1:43.857</u>	
6	33.925	102.6	30.039	<u>117.8</u>	40.426		282.7	1:44.390		12	<u>33.839</u>	100.6	30.357		Pit In		279.8	2:11.168	

30 GIANPAOLO DI VITTORI									KALEX										
lap	Sect-1	Speed	Sect-2	Speed	Sect-3	Speed	TopSpeed	laptime	pit	lap	Sect-1	Speed	Sect-2	Speed	Sect-3	Speed	Topspeed	laptime	pit
1	Pit Out	89.1	32.126	113.3	42.621			1:59.609		7	35.203	<u>100.7</u>	<u>30.508</u>	<u>126.5</u>	<u>41.284</u>		266.0	<u>1:46.995</u>	
2	35.780	92.8	31.198	113.3	41.939		<u>283.5</u>	1:48.917		8	36.175	100.0	32.099		41.435		276.9	1:49.709	
3	35.354	95.2	30.848	117.0	41.599		279.1	1:47.801		9	39.484	91.8	37.039	115.5	43.183		281.3	1:59.706	


FIM JUNIORGP WORLD CHAMPIONSHIP - PORTIMAO

Autódromo Internacional do Algarve

Moto 2 ECH

20 - 23 June 2024

Laps and Sector Times - Free Practice 1

Autodromo Internacional Algarve - 4592mtr.

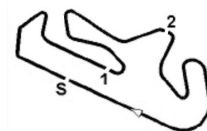
4	37.983	94.8	30.709	116.4	Pit In	280.5	2:16.494	10	35.348	95.7	31.003	121.1	41.504	277.6	1:47.855
5	Pit Out	96.6	31.503		41.867		18:46.799	11	<u>35.039</u>	98.5	30.884	120.5	41.562	278.4	1:47.485
6	35.597	97.4	30.780	118.9	41.349	277.6	1:47.726	12	38.634	90.9	32.713	115.5	Pit In	279.8	2:18.316

31 ROBERTO GARCÍA									KALEX										
lap	Sect-1	Speed	Sect-2	Speed	Sect-3	Speed	TopSpeed	laptime	pit	lap	Sect-1	Speed	Sect-2	Speed	Sect-3	Speed	Topspeed	laptime	pit
1	Pit Out	89.3	31.108	<u>125.6</u>	41.398			1:55.538		9	33.978	<u>121.2</u>	33.972	115.3	40.308		281.3	1:48.258	
2	34.603	94.4	30.054	120.1	40.162		276.9	1:44.819		10	33.653	105.4	29.584	115.1	39.860		<u>283.5</u>	1:43.097	
3	34.222	101.4	29.906	117.1	40.137		278.4	1:44.265		11	34.103	101.6	29.687	120.3	40.094		282.7	1:43.884	
4	34.037	102.5	29.745	120.0	40.111		282.0	1:43.893		12	33.899	102.5	30.606	122.7	Pit In		282.7	2:06.310	
5	36.127	98.5	31.291	122.7	Pit In		281.3	2:09.818		13	Pit Out	98.9	30.233	122.2	40.563			7:07.168	
6	Pit Out	97.9	30.043	120.8	40.066			8:34.001		14	34.034	106.1	29.749	120.8	39.951		280.5	1:43.734	
7	33.856	104.9	29.517	124.3	<u>39.699</u>		279.1	1:43.072		15	33.915	104.9	29.685	123.0	40.036		282.0	1:43.636	
8	<u>33.649</u>	106.8	<u>29.484</u>	115.5	39.716		279.8	<u>1:42.849</u>		16									

40 MATTIA CASADEI									BOSCO SCURO										
lap	Sect-1	Speed	Sect-2	Speed	Sect-3	Speed	TopSpeed	laptime	pit	lap	Sect-1	Speed	Sect-2	Speed	Sect-3	Speed	Topspeed	laptime	pit
1	Pit Out	91.6	31.701	113.9	41.311			2:04.944		10	33.945	98.7	29.744	121.2	39.912		284.2	1:43.601	
2	35.709	100.2	30.268	121.1	40.637		286.5	1:46.614		11	33.922	98.1	29.732	120.5	39.943		284.2	<u>1:43.597</u>	
3	34.241	97.8	29.949	122.4	43.591		285.7	1:47.781		12	34.095	98.7	29.713	120.5	<u>39.824</u>		283.5	1:43.632	
4	34.650	96.7	30.178	119.5	40.664		285.0	1:45.492		13	33.974	99.4	29.706	121.5	40.098		285.7	1:43.778	
5	34.420	98.8	29.984	120.5	40.577		282.7	1:44.981		14	34.081	99.3	29.889	117.5	39.859		284.2	1:43.829	
6	34.348	99.4	30.140	116.3	40.648		284.2	1:45.136		15	34.181	97.8	30.290	110.1	42.166		284.2	1:46.637	
7	34.599	95.2	30.113	120.1	Pit In		282.0	2:02.592		16	<u>33.865</u>	<u>107.2</u>	29.854	<u>124.4</u>	40.018		282.7	1:43.737	
8	Pit Out	96.8	31.378	114.9	42.869			12:02.719		17	38.132	98.9	34.685	110.3	Pit In		<u>288.0</u>	2:33.552	
9	34.160	99.3	<u>29.673</u>	120.3	40.097		282.0	1:43.930		18									

44 JINLIN LI									KALEX										
lap	Sect-1	Speed	Sect-2	Speed	Sect-3	Speed	TopSpeed	laptime	pit	lap	Sect-1	Speed	Sect-2	Speed	Sect-3	Speed	Topspeed	laptime	pit
1	Pit Out	84.4	34.621	115.9	44.174			2:01.282		9	37.502	96.4	32.682	117.3	44.895		258.4	1:55.079	
2	37.577	94.4	33.849	108.3	43.985		257.8	1:55.411		10	38.122	96.9	32.609	109.5	43.908		251.7	1:54.639	
3	36.894	96.1	32.655	114.4	<u>43.569</u>		241.6	<u>1:53.118</u>		11	37.431	101.0	32.524	113.6	44.149		259.6	1:54.104	
4	37.940	95.3	33.163	107.8	44.246		248.3	1:55.349		12	36.864	100.2	<u>32.375</u>	114.3	43.963		254.7	1:53.202	
5	37.809	93.6	32.822	115.5	44.941		255.9	1:55.572		13	<u>36.821</u>	<u>104.5</u>	33.297	<u>118.8</u>	43.945		259.6	1:54.063	
6	38.345	95.0	32.943	116.4	43.860		<u>263.4</u>	1:55.148		14	39.424	100.5	44.409	103.0	Pit In		262.1	2:30.409	
7	39.654	93.5	33.219	106.9	Pit In		257.8	2:15.568		15	Pit Out	96.8	34.234	112.5	45.164			3:14.377	
8	Pit Out	102.2	34.415	103.3	44.405			8:46.355		16	37.234	96.5	32.860	116.4	44.700		<u>263.4</u>	1:54.794	

49 FRANCESCO MONGIARDO									KALEX										
lap	Sect-1	Speed	Sect-2	Speed	Sect-3	Speed	TopSpeed	laptime	pit	lap	Sect-1	Speed	Sect-2	Speed	Sect-3	Speed	Topspeed	laptime	pit
1	Pit Out	96.3	30.563	116.3	40.776			1:54.700		9	34.134	101.3	29.823	117.3	40.011		281.3	1:43.968	
2	34.600	95.3	30.159	119.5	40.448		283.5	1:45.207		10	34.121	102.1	29.859	115.3	41.721		280.5	1:45.701	
3	34.503	98.5	30.046	118.4	41.267		274.1	1:45.816		11	34.039	<u>104.8</u>	29.834	119.7	<u>39.826</u>		279.8	1:43.699	
4	34.357	99.4	29.891	117.6	40.259		283.5	1:44.507		12	<u>33.981</u>	99.6	<u>29.728</u>	122.4	39.943		<u>285.0</u>	<u>1:43.652</u>	
5	34.586	96.3	30.481	117.4	40.798		282.7	1:45.865		13	34.026	100.7	30.080	116.8	40.474		271.4	1:44.580	
6	36.651	101.1	30.701	117.1	Pit In		282.7	2:09.925		14	38.040	94.2	36.657	95.5	Pit In		272.0	2:19.843	
7	Pit Out	96.1	30.166	120.3	40.099			7:38.240		15	Pit Out	84.0	32.972	114.4	47.499			6:37.121	



FIM JUNIORGP WORLD CHAMPIONSHIP - PORTIMAO

Autódromo Internacional do Algarve

Moto 2 ECH

20 - 23 June 2024

Laps and Sector Times - Free Practice 1

Autodromo Internacional Algarve - 4592mtr.

8	34.143	100.9	29.865	123.3	39.921	280.5	1:43.929	16	34.225	99.8	29.787	<u>125.9</u>	40.002	280.5	1:44.014
---	--------	-------	--------	-------	--------	-------	----------	----	--------	------	--------	--------------	--------	-------	----------

54 ALBERTO FERRÁNDEZ									BOSCOSCURO											
lap	Sect-1	Speed	Sect-2	Speed	Sect-3	Speed	TopSpeed	laptime	pit	lap	Sect-1	Speed	Sect-2	Speed	Sect-3	Speed	Topspeed	laptime	pit	
1	Pit Out	91.8	30.753	110.4	43.046			1:51.462		10	33.909	<u>117.0</u>	34.957	113.2	Pit In			284.2	2:10.125	
2	34.662	98.2	29.963	118.0	39.941		277.6	1:44.566		11	Pit Out	98.4	30.351	113.9	40.122				11:43.051	
3	34.427	99.0	30.045	113.6	40.117		273.4	1:44.589		12	34.160	103.5	29.795	<u>118.2</u>	39.748			284.2	1:43.703	
4	34.144	100.2	29.733	118.0	40.241		276.9	1:44.118		13	34.211	105.1	29.811	112.9	39.778			277.6	1:43.800	
5	34.048	103.3	29.884	117.9	40.124		280.5	1:44.056		14	33.982	103.8	<u>29.677</u>	113.4	<u>39.706</u>			270.7	1:43.365	
6	34.125	99.7	29.801	115.8	40.109		279.8	1:44.035		15	<u>33.669</u>	107.1	29.812	117.0	39.784			273.4	<u>1:43.265</u>	
7	34.211	100.9	29.720	117.9	40.132		282.0	1:44.063		16	33.966	103.5	30.275	96.4	46.870			276.2	1:51.111	
8	34.028	103.4	29.815	115.5	40.412		281.3	1:44.255		17	33.944	103.9	29.935	116.3	39.958			<u>285.0</u>	1:43.837	
9	33.912	103.3	29.911	114.5	40.181		<u>285.0</u>	1:44.004		18										

67 ALBERTO SURRA									BOSCOSCURO											
lap	Sect-1	Speed	Sect-2	Speed	Sect-3	Speed	TopSpeed	laptime	pit	lap	Sect-1	Speed	Sect-2	Speed	Sect-3	Speed	Topspeed	laptime	pit	
1	Pit Out	97.1	30.718	110.8	40.839			1:56.102		9	<u>33.722</u>	103.9	29.731	116.3	39.799			287.2	1:43.252	
2	34.413	97.0	30.060	116.6	40.233		<u>289.5</u>	1:44.706		10	33.790	102.2	29.997	112.9	39.877			<u>289.5</u>	1:43.664	
3	34.114	99.5	30.360	115.4	40.526		284.2	1:45.000		11	33.833	100.6	29.724	114.9	<u>39.583</u>			288.0	<u>1:43.140</u>	
4	34.197	101.2	29.996	111.5	40.311		288.8	1:44.504		12	36.435	97.9	31.809	112.9	Pit In			288.8	2:11.040	
5	34.078	101.5	29.774	<u>117.4</u>	40.514		<u>289.5</u>	1:44.366		13	Pit Out	101.9	30.208	114.6	39.943				5:00.999	
6	34.106	101.2	29.940	116.3	Pit In		<u>289.5</u>	2:10.355		14	33.766	101.2	29.735	115.6	39.688			287.2	1:43.189	
7	Pit Out	103.2	30.139	115.3	39.984			10:55.841		15	33.867	102.0	<u>29.694</u>	115.4	39.677			288.8	1:43.238	
8	34.089	102.1	29.755	116.9	39.766		285.0	1:43.610		16	1:03.484	<u>111.6</u>	39.075	105.7	Pit In			288.0	2:49.084	

73 JACOPO CRETARO									KALEX											
lap	Sect-1	Speed	Sect-2	Speed	Sect-3	Speed	TopSpeed	laptime	pit	lap	Sect-1	Speed	Sect-2	Speed	Sect-3	Speed	Topspeed	laptime	pit	
1	Pit Out	89.4	32.442	104.1	42.366			2:01.241		8	Pit Out	91.9	32.074	112.6	42.453				16:40.668	
2	35.657	92.9	31.197	<u>115.6</u>	41.602		277.6	1:48.456		9	35.900	94.7	31.295	114.3	41.897			274.1	1:49.092	
3	35.547	95.1	30.914	114.6	41.640		276.2	1:48.101		10	<u>35.277</u>	<u>103.4</u>	33.998	114.0	41.965			274.8	1:51.240	
4	35.531	98.2	30.896	111.8	<u>41.512</u>		266.0	1:47.939		11	35.422	96.3	31.029	115.3	41.684			266.7	1:48.135	
5	35.500	97.4	30.997	113.2	41.633		<u>279.8</u>	1:48.130		12	35.513	96.3	30.954	115.5	41.607			274.8	1:48.074	
6	35.467	97.1	<u>30.618</u>	115.1	41.537		271.4	<u>1:47.622</u>		13	35.414	97.7	30.886	113.9	41.662			272.0	1:47.962	
7	38.185	92.4	32.668	110.4	Pit In		275.5	2:14.339		14	35.784	92.2	33.647	102.1	Pit In			278.4	2:15.100	

77 MATTIA VOLPI									KALEX											
lap	Sect-1	Speed	Sect-2	Speed	Sect-3	Speed	TopSpeed	laptime	pit	lap	Sect-1	Speed	Sect-2	Speed	Sect-3	Speed	Topspeed	laptime	pit	
1	Pit Out	94.2	34.113	111.0	41.665			2:01.498		9	<u>33.969</u>	104.4	29.787	116.6	39.956			280.5	1:43.712	
2	34.726	99.5	30.315	115.3	40.458		279.8	1:45.499		10	37.611	101.6	31.299	112.6	Pit In			280.5	2:13.557	
3	34.566	98.9	30.010	116.1	40.213		272.7	1:44.789		11	Pit Out	101.6	29.989	119.7	40.441				8:49.356	
4	34.259	101.7	29.944	118.3	40.603		274.8	1:44.806		12	34.045	103.2	29.774	<u>120.0</u>	39.884			281.3	<u>1:43.703</u>	
5	37.797	100.0	31.410	115.8	Pit In		281.3	2:12.015		13	34.463	102.4	30.827	117.1	41.032			<u>283.5</u>	1:46.322	
6	Pit Out	98.9	30.779	115.9	40.314			6:28.768		14	34.124	<u>104.9</u>	29.926	117.0	40.191			271.4	1:44.241	
7	34.456	100.6	<u>29.747</u>	119.7	39.961		276.2	1:44.164		15	34.163	103.5	29.909	116.5	40.053			272.0	1:44.125	
8	34.183	102.7	29.812	117.6	<u>39.750</u>		278.4	1:43.745		16	38.538	96.3	34.720	106.7	Pit In			282.0	2:18.094	