



FIM JUNIORGP WORLD CHAMPIONSHIP - PORTIMAO

Autódromo Internacional do Algarve

JuniorGP

20 - 23 June 2024

Laps and Sector Times - RACE 2 - 15 LAPS

Autodromo Internacional Algarve - 4592mtr.

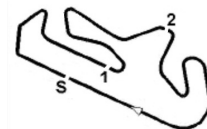
2										LORIS SCHÖNROCK										KTM									
lap	Sect-1	Speed	Sect-2	Speed	Sect-3	Speed	TopSpeed	laptime	pit	lap	Sect-1	Speed	Sect-2	Speed	Sect-3	Speed	Topspeed	laptime	pit										
1		93.9	32.654	111.7	<u>43.929</u>		166.4	1:59.071		9	38.644	89.6	32.782	109.3	44.831		216.4	1:56.257											
2	38.688	94.3	33.234	110.8	44.493		<u>222.2</u>	1:56.415		10	38.442	95.2	33.206	110.8	44.914		215.6	1:56.562											
3	38.622	97.6	32.967	110.3	44.698		218.6	1:56.287		11	38.769	93.3	32.701	109.2	44.408		211.4	<u>1:55.878</u>											
4	38.605	93.4	32.575	111.7	45.731		216.0	1:56.911		12	<u>38.262</u>	100.7	33.242	113.9	44.605		215.1	1:56.109											
5	38.622	95.2	32.955	110.0	44.524		216.0	1:56.101		13	38.752	92.9	32.533	<u>116.4</u>	44.786		214.3	1:56.071											
6	38.458	97.4	33.061	108.3	44.805		216.0	1:56.324		14	38.790	96.6	32.944	112.4	44.232		212.6	1:55.966											
7	38.516	<u>102.6</u>	33.899	111.1	44.807		215.1	1:57.222		15	38.886	92.3	<u>32.532</u>	108.8	44.836		212.6	1:56.254											
8	38.615	96.5	32.947	109.3	44.915		215.6	1:56.477		16																			

4										MILAN PAWELEC										HUSQVARNA									
lap	Sect-1	Speed	Sect-2	Speed	Sect-3	Speed	TopSpeed	laptime	pit	lap	Sect-1	Speed	Sect-2	Speed	Sect-3	Speed	Topspeed	laptime	pit										
1		94.4	31.680	115.0	42.518		154.9	1:53.854		9	37.298	99.1	31.760	117.5	43.303		220.9	1:52.361											
2	<u>36.821</u>	96.4	31.713	116.6	42.695		230.8	1:51.229		10	37.263	104.8	31.899	116.8	43.627		217.3	1:52.789											
3	37.185	97.6	31.290	119.1	<u>42.108</u>		<u>231.8</u>	<u>1:50.583</u>		11	37.504	97.3	31.870	112.1	42.863		218.6	1:52.237											
4	37.081	95.3	<u>31.248</u>	<u>122.4</u>	42.689		228.3	1:51.018		12	37.268	94.7	31.869	115.0	43.109		224.5	1:52.246											
5	37.340	96.5	31.691	116.9	42.578		229.3	1:51.609		13	37.398	97.7	31.580	120.8	43.316		224.5	1:52.294											
6	37.062	99.8	31.648	118.3	43.021		225.5	1:51.731		14	37.607	96.3	31.693	114.9	42.786		220.4	1:52.086											
7	37.336	99.3	31.678	118.2	42.918		219.1	1:51.932		15	37.159	99.5	31.509	113.4	42.694		217.7	1:51.362											
8	37.356	103.1	31.739	116.5	43.313		216.4	1:52.408		16																			

5										LEO RAMMERSTORFER										HUSQVARNA									
lap	Sect-1	Speed	Sect-2	Speed	Sect-3	Speed	TopSpeed	laptime	pit	lap	Sect-1	Speed	Sect-2	Speed	Sect-3	Speed	Topspeed	laptime	pit										
1		92.7	31.637	115.0	42.250		155.6	1:53.902		9	36.706	99.0	31.143	117.0	42.216		230.8	1:50.065											
2	37.251	95.7	31.124	<u>123.1</u>	42.196		230.3	1:50.571		10	<u>36.675</u>	97.6	31.179	116.0	42.206		230.8	1:50.060											
3	36.921	96.9	31.271	119.2	41.927		228.3	1:50.119		11	36.719	98.3	31.108	121.5	42.510		227.4	1:50.337											
4	36.863	96.2	<u>31.006</u>	122.3	42.082		224.5	1:49.951		12	36.818	97.9	31.355	119.6	42.164		227.8	1:50.337											
5	36.986	97.5	31.073	119.2	<u>41.778</u>		229.3	<u>1:49.837</u>		13	37.056	96.4	31.288	116.9	42.343		220.0	1:50.687											
6	37.120	97.3	31.355	116.1	41.919		232.3	1:50.394		14	37.215	<u>101.9</u>	31.531	117.4	42.471		216.9	1:51.217											
7	37.152	99.1	31.139	119.5	42.354		<u>237.4</u>	1:50.645		15	36.864	100.7	31.347	118.9	42.051		224.5	1:50.262											
8	37.138	<u>101.9</u>	31.137	120.7	41.904		228.3	1:50.179		16																			

11										ADRIÁN CRUCES										KTM									
lap	Sect-1	Speed	Sect-2	Speed	Sect-3	Speed	TopSpeed	laptime	pit	lap	Sect-1	Speed	Sect-2	Speed	Sect-3	Speed	Topspeed	laptime	pit										
1		97.9	31.395	119.9	41.942		153.0	1:52.245		9	36.726	103.7	30.987	<u>127.8</u>	42.544		230.3	1:50.257											
2	36.384	103.5	31.100	121.9	41.955		<u>237.4</u>	1:49.439		10	37.034	101.6	31.441	113.7	42.492		227.4	1:50.967											
3	36.276	102.4	30.912	120.8	41.871		235.3	1:49.059		11	36.725	98.5	31.342	118.0	42.404		229.8	1:50.471											
4	36.645	101.3	30.897	121.8	41.771		224.1	1:49.313		12	36.786	<u>109.0</u>	31.752	118.4	42.138		228.8	1:50.676											
5	36.486	101.7	<u>30.833</u>	119.9	42.106		235.8	1:49.425		13	36.738	105.7	31.262	116.9	42.730		226.9	1:50.730											
6	<u>35.977</u>	105.3	30.986	119.6	<u>41.677</u>		236.8	<u>1:48.640</u>		14	36.962	104.2	31.372	115.8	42.324		222.7	1:50.658											
7	36.343	104.5	30.915	119.7	41.841		230.8	1:49.099		15	36.659	103.5	31.244	119.6	41.896		229.3	1:49.799											
8	36.103	105.5	30.925	119.7	42.125		234.3	1:49.153		16																			

13										HAKIM DANISH										KTM									
lap	Sect-1	Speed	Sect-2	Speed	Sect-3	Speed	TopSpeed	laptime	pit	lap	Sect-1	Speed	Sect-2	Speed	Sect-3	Speed	Topspeed	laptime	pit										
1		100.4	31.071	<u>127.2</u>	41.865		153.6	1:52.148		9	36.313	104.5	31.173	121.3	42.627		232.8	1:50.113											
2	<u>36.140</u>	105.6	31.096	119.2	42.039		<u>242.2</u>	1:49.275		10	36.899	100.2	31.323	113.8	42.159		230.3	1:50.381											



FIM JUNIORGP WORLD CHAMPIONSHIP - PORTIMAO

Autódromo Internacional do Algarve

JuniorGP

20 - 23 June 2024

Laps and Sector Times - RACE 2 - 15 LAPS

Autodromo Internacional Algarve - 4592mtr.

3	36.706	103.9	31.039	119.9	<u>41.628</u>	226.4	1:49.373	11	36.745	105.1	31.416	118.7	42.678	224.1	1:50.839
4	36.337	103.7	<u>30.868</u>	119.3	41.934	231.8	1:49.139	12	37.090	<u>114.0</u>	33.711	120.5	42.437	224.1	1:53.238
5	36.189	103.9	30.982	118.0	41.674	227.8	<u>1:48.845</u>	13	36.505	108.0	31.417	122.2	42.276	221.3	1:50.198
6	36.143	104.8	31.072	121.5	42.077	231.3	1:49.292	14	36.528	105.7	31.268	116.0	42.059	220.9	1:49.855
7	36.772	98.1	31.050	117.0	41.715	229.8	1:49.537	15	36.450	102.8	30.990	122.0	41.651	221.3	1:49.091
8	36.392	101.4	30.898	117.5	41.646	237.9	1:48.936	16							

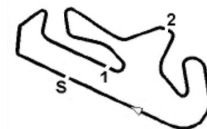
14 CORMAC BUCHANAN									KTM										
lap	Sect-1	Speed	Sect-2	Speed	Sect-3	Speed	TopSpeed	laptime	pit	lap	Sect-1	Speed	Sect-2	Speed	Sect-3	Speed	Topspeed	laptime	pit
1		99.7	<u>31.166</u>	<u>116.9</u>	<u>44.128</u>		144.2	1:53.936		2	<u>36.485</u>	<u>100.1</u>	1:00.198	76.3	Pit In		<u>233.3</u>	<u>2:53.210</u>	

17 GEOFFREY EMMANUEL									KTM										
lap	Sect-1	Speed	Sect-2	Speed	Sect-3	Speed	TopSpeed	laptime	pit	lap	Sect-1	Speed	Sect-2	Speed	Sect-3	Speed	Topspeed	laptime	pit
1		94.2	32.219	107.9	43.001		166.9	1:56.830		9	37.855	98.8	32.297	109.1	43.319		217.3	1:53.471	
2	37.258	98.1	31.963	<u>116.6</u>	42.838		<u>231.8</u>	1:52.059		10	37.985	<u>102.4</u>	32.158	113.3	43.117		214.3	1:53.260	
3	<u>37.231</u>	100.0	31.987	112.0	<u>42.760</u>		226.4	<u>1:51.978</u>		11	37.596	101.5	50.673	102.3	44.361		214.7	2:12.630	
4	37.501	99.5	<u>31.655</u>	113.2	42.899		220.4	1:52.055		12	38.853	94.4	33.278	109.4	43.767		210.9	1:55.898	
5	37.437	96.4	31.825	115.5	43.224		224.1	1:52.486		13	38.633	98.0	32.916	108.1	43.704		210.9	1:55.253	
6	37.451	97.8	31.907	111.6	42.969		225.0	1:52.327		14	38.280	96.9	32.712	110.5	43.710		211.4	1:54.702	
7	37.393	102.1	31.960	109.0	42.969		219.5	1:52.322		15	38.530	97.2	32.792	113.2	43.725		210.1	1:55.047	
8	39.719	97.1	32.482	106.7	43.067		217.7	1:55.268		16									

19 ALESSANDRO MOROSI									CFMOTO										
lap	Sect-1	Speed	Sect-2	Speed	Sect-3	Speed	TopSpeed	laptime	pit	lap	Sect-1	Speed	Sect-2	Speed	Sect-3	Speed	Topspeed	laptime	pit
1		96.3	31.468	<u>121.2</u>	<u>41.963</u>		153.0	1:52.490		2	36.494	98.2	<u>31.078</u>	118.8	42.027		237.9	<u>1:49.599</u>	

20 JAKKREEPHAT PHUETTI SAN									HONDA										
lap	Sect-1	Speed	Sect-2	Speed	Sect-3	Speed	TopSpeed	laptime	pit	lap	Sect-1	Speed	Sect-2	Speed	Sect-3	Speed	Topspeed	laptime	pit
1		88.5	31.904	112.7	<u>42.588</u>		167.4	1:55.074		9	37.188	97.6	31.487	115.3	43.386		229.3	1:52.061	
2	37.235	95.1	31.696	117.6	42.797		235.3	1:51.728		10	36.940	<u>101.3</u>	31.565	110.2	43.255		226.4	1:51.760	
3	<u>36.621</u>	96.3	<u>31.193</u>	114.6	42.619		<u>237.9</u>	<u>1:50.433</u>		11	37.140	98.9	31.797	114.0	43.124		223.1	1:52.061	
4	37.039	97.0	31.419	111.6	43.531		231.3	1:51.989		12	37.200	94.2	31.895	110.1	43.175		224.5	1:52.270	
5	36.729	93.1	31.520	117.0	42.958		233.8	1:51.207		13	37.345	97.2	31.650	113.3	43.292		223.6	1:52.287	
6	37.294	98.0	32.127	111.3	43.240		229.3	1:52.661		14	37.536	97.4	31.667	113.3	42.749		225.0	1:51.952	
7	36.771	100.7	31.767	114.4	42.921		227.8	1:51.459		15	37.094	95.6	31.526	<u>119.9</u>	42.857		226.4	1:51.477	
8	36.949	99.8	31.314	119.5	42.897		223.6	1:51.160		16									

21 RUCHE MOODLEY									KTM										
lap	Sect-1	Speed	Sect-2	Speed	Sect-3	Speed	TopSpeed	laptime	pit	lap	Sect-1	Speed	Sect-2	Speed	Sect-3	Speed	Topspeed	laptime	pit
1		95.3	31.482	117.6	42.507		152.8	1:53.373		9	<u>36.063</u>	105.5	31.507	<u>121.8</u>	42.258		<u>235.8</u>	<u>1:49.828</u>	
2	36.624	100.3	31.283	117.4	42.206		232.8	1:50.113		10	36.489	102.6	31.318	113.8	42.238		230.3	1:50.045	
3	36.692	98.9	31.543	115.4	<u>41.810</u>		231.3	1:50.045		11	36.588	103.4	31.469	114.2	42.440		224.1	1:50.497	
4	36.708	98.4	<u>31.050</u>	112.6	42.343		229.8	1:50.101		12	36.666	105.0	31.605	116.3	42.261		223.1	1:50.532	
5	36.921	96.3	31.340	114.4	42.149		230.3	1:50.410		13	36.616	103.6	31.551	116.6	42.482		224.1	1:50.649	
6	36.920	100.1	31.090	113.7	42.264		227.4	1:50.274		14	37.022	<u>105.9</u>	31.676	115.0	42.385		225.0	1:51.083	
7	37.364	99.6	31.519	116.9	42.146		223.6	1:51.029		15	36.806	101.4	31.402	114.5	42.152		220.4	1:50.360	
8	36.826	98.0	31.190	114.9	42.106		227.8	1:50.122		16									



FIM JUNIORGP WORLD CHAMPIONSHIP - PORTIMAO

Autódromo Internacional do Algarve

JuniorGP

20 - 23 June 2024

Laps and Sector Times - RACE 2 - 15 LAPS

Autodromo Internacional Algarve - 4592mtr.

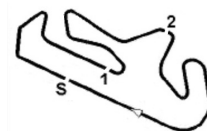
27 RICO SALMELA										HUSQVARNA									
lap	Sect-1	Speed	Sect-2	Speed	Sect-3	Speed	TopSpeed	laptime	pit	lap	Sect-1	Speed	Sect-2	Speed	Sect-3	Speed	Topspeed	laptime	pit
1		99.2	31.503	<u>124.3</u>	41.827		148.4	1:52.720		9	36.083	98.2	30.783	118.9	41.523		<u>236.3</u>	1:48.389	
2	36.273	98.5	31.195	117.9	41.628		232.3	1:49.096		10	36.449	103.0	30.970	117.5	41.488		<u>236.3</u>	1:48.907	
3	36.588	96.5	30.985	119.3	41.485		233.8	1:49.058		11	36.241	99.6	30.914	118.9	42.032		234.8	1:49.187	
4	36.450	99.4	30.810	118.6	41.862		233.3	1:49.122		12	36.180	101.2	30.845	120.1	41.629		229.8	1:48.654	
5	<u>35.850</u>	100.2	30.958	118.3	41.701		233.3	1:48.509		13	36.110	<u>108.3</u>	31.355	121.1	41.649		230.8	1:49.114	
6	36.072	101.7	30.973	119.7	41.621		230.8	1:48.666		14	36.291	99.4	30.845	116.4	42.090		228.8	1:49.226	
7	36.000	101.6	30.805	121.9	<u>41.320</u>		229.8	<u>1:48.125</u>		15	36.535	101.4	31.023	123.6	42.028		220.4	1:49.586	
8	36.498	97.9	<u>30.775</u>	120.3	41.702		234.3	1:48.975		16									

28 MÁXIMO QUILES										HONDA									
lap	Sect-1	Speed	Sect-2	Speed	Sect-3	Speed	TopSpeed	laptime	pit	lap	Sect-1	Speed	Sect-2	Speed	Sect-3	Speed	Topspeed	laptime	pit
1		99.1	30.961	116.9	41.424		146.1	1:50.790		9	36.316	101.6	30.797	117.1	41.430		229.3	1:48.543	
2	36.300	101.5	30.876	118.3	<u>41.349</u>		234.8	1:48.525		10	36.181	102.1	30.751	117.0	41.544		227.8	1:48.476	
3	36.219	100.9	31.025	117.9	42.015		229.3	1:49.259		11	36.355	98.6	30.851	119.7	41.853		229.3	1:49.059	
4	36.748	101.0	30.995	120.4	41.892		224.1	1:49.635		12	<u>36.094</u>	102.6	30.910	117.3	41.558		232.8	1:48.562	
5	36.796	99.5	30.751	118.2	41.586		228.8	1:49.133		13	36.179	102.3	30.858	121.2	41.673		229.8	1:48.710	
6	36.690	99.5	30.871	117.3	41.477		<u>241.6</u>	1:49.038		14	36.169	102.3	30.837	118.4	41.409		230.8	1:48.415	
7	36.110	100.5	30.857	115.6	41.566		234.3	1:48.533		15	36.371	102.1	<u>30.576</u>	<u>123.0</u>	41.351		225.0	<u>1:48.298</u>	
8	36.162	<u>102.9</u>	30.873	116.9	41.405		233.8	1:48.440		16									

29 KEVIN FARKAS										KTM									
lap	Sect-1	Speed	Sect-2	Speed	Sect-3	Speed	TopSpeed	laptime	pit	lap	Sect-1	Speed	Sect-2	Speed	Sect-3	Speed	Topspeed	laptime	pit
1		94.1	32.071	107.7	42.730		163.1	1:56.673		9	37.007	98.6	31.728	109.8	43.453		227.8	1:52.188	
2	37.213	96.6	31.735	116.0	42.425		<u>233.8</u>	1:51.373		10	37.079	97.6	31.650	114.5	43.030		232.8	1:51.759	
3	37.147	96.6	31.619	114.8	42.499		230.8	1:51.265		11	37.199	97.6	31.864	112.5	43.080		224.1	1:52.143	
4	37.453	96.5	31.623	114.5	42.562		223.6	1:51.638		12	37.517	90.0	31.833	113.4	42.910		226.9	1:52.260	
5	36.972	95.6	31.550	114.5	<u>42.322</u>		229.8	<u>1:50.844</u>		13	37.547	93.5	31.750	114.6	42.951		222.7	1:52.248	
6	36.863	96.0	31.520	113.8	43.048		229.3	1:51.431		14	37.092	98.7	31.711	<u>118.8</u>	42.658		222.2	1:51.461	
7	<u>36.843</u>	98.4	31.895	113.8	42.587		231.3	1:51.325		15	37.199	<u>99.4</u>	31.725	117.6	43.120		220.0	1:52.044	
8	37.446	97.3	<u>31.253</u>	<u>118.8</u>	42.457		224.5	1:51.156		16									

34 CESARE TIEZZI										KTM									
lap	Sect-1	Speed	Sect-2	Speed	Sect-3	Speed	TopSpeed	laptime	pit	lap	Sect-1	Speed	Sect-2	Speed	Sect-3	Speed	Topspeed	laptime	pit
1		98.8	31.865	113.9	42.697		162.7	1:55.938		8	36.643	98.9	<u>31.164</u>	119.1	42.464		228.8	1:50.271	
2	36.743	98.1	31.853	121.8	42.389		234.3	1:50.985		9	36.435	102.1	31.193	121.5	42.341		232.3	1:49.969	
3	36.592	99.4	31.413	120.1	42.380		<u>238.4</u>	1:50.385		10	36.517	103.3	31.275	121.1	42.385		226.4	1:50.177	
4	37.117	96.9	31.301	125.0	42.344		233.8	1:50.762		11	36.546	104.3	31.418	122.2	42.618		226.4	1:50.582	
5	36.496	97.3	31.168	123.6	<u>42.074</u>		231.3	<u>1:49.738</u>		12	36.678	<u>105.5</u>	31.527	125.7	42.773		225.0	1:50.978	
6	<u>36.394</u>	98.6	31.288	117.6	42.175		231.3	1:49.857		13	37.060	103.7	31.766	126.9	Pit In		222.2	<u>2:57.346</u>	
7	36.829	104.4	31.416	<u>129.5</u>	42.419		233.8	1:50.664		14									

36 ANGUS GRENFELL										KTM									
lap	Sect-1	Speed	Sect-2	Speed	Sect-3	Speed	TopSpeed	laptime	pit	lap	Sect-1	Speed	Sect-2	Speed	Sect-3	Speed	Topspeed	laptime	pit
1		98.6	31.878	110.9	42.339		160.2	1:55.389		9	36.823	105.1	31.387	113.9	42.625		228.3	1:50.835	
2	37.066	97.2	31.705	114.5	42.335		<u>238.4</u>	1:51.106		10	37.338	104.7	31.812	117.4	42.656		229.3	1:51.806	
3	36.585	98.6	<u>31.192</u>	110.7	42.273		233.8	<u>1:50.050</u>		11	37.174	104.5	31.405	113.7	42.486		219.1	1:51.065	



FIM JUNIORGP WORLD CHAMPIONSHIP - PORTIMAO

Autódromo Internacional do Algarve

JuniorGP

20 - 23 June 2024

Laps and Sector Times - RACE 2 - 15 LAPS

Autodromo Internacional Algarve - 4592mtr.

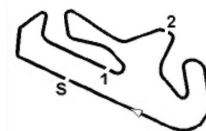
4	36.772	97.6	31.280	112.0	42.226	231.3	1:50.278	12	36.735	102.7	31.545	117.3	42.943	227.4	1:51.223
5	<u>36.519</u>	99.1	31.363	114.3	42.376	237.9	1:50.258	13	37.197	<u>107.9</u>	32.293	114.8	43.118	226.4	1:52.608
6	36.767	99.0	31.227	114.6	<u>42.106</u>	234.3	1:50.100	14	37.373	99.0	31.473	113.2	43.134	225.0	1:51.980
7	36.641	102.0	31.322	<u>117.5</u>	42.533	229.8	1:50.496	15	37.241	101.1	31.914	117.0	43.464	222.2	1:52.619
8	36.999	100.9	31.228	114.2	42.582	225.9	1:50.809	16							

41 AOI UEZU									KTM										
lap	Sect-1	Speed	Sect-2	Speed	Sect-3	Speed	TopSpeed	laptime	pit	lap	Sect-1	Speed	Sect-2	Speed	Sect-3	Speed	Topspeed	laptime	pit
1		94.2	32.415	109.6	43.061		166.9	1:57.701		9	37.308	101.5	<u>31.963</u>	114.5	43.181		218.2	<u>1:52.452</u>	
2	37.331	97.0	32.362	112.4	<u>43.056</u>		<u>228.3</u>	1:52.749		10	<u>37.249</u>	100.9	31.966	113.1	43.300		219.5	1:52.515	
3	37.492	101.1	32.244	115.1	43.355		223.1	1:53.091		11	37.534	98.5	32.745	115.0	43.765		216.4	1:54.044	
4	37.566	99.4	32.164	112.1	43.584		218.2	1:53.314		12	37.619	101.8	33.682	<u>116.6</u>	44.347		212.6	1:55.648	
5	37.817	97.5	32.312	112.5	43.619		221.3	1:53.748		13	37.368	<u>107.1</u>	36.915	107.9	43.825		213.9	1:58.108	
6	37.974	99.2	32.342	113.1	43.551		219.1	1:53.867		14	37.922	98.1	32.262	114.2	43.541		215.6	1:53.725	
7	37.402	101.0	32.319	113.4	43.391		217.7	1:53.112		15	37.948	97.5	32.337	112.0	43.721		214.3	1:54.006	
8	37.472	100.2	32.051	113.2	43.306		216.4	1:52.829		16									

45 KGOPOTSO MONONYANE									KTM										
lap	Sect-1	Speed	Sect-2	Speed	Sect-3	Speed	TopSpeed	laptime	pit	lap	Sect-1	Speed	Sect-2	Speed	Sect-3	Speed	Topspeed	laptime	pit
1		99.9	31.635	118.0	42.375		162.2	1:55.132		9	36.509	100.3	31.256	115.9	42.420		234.3	1:50.185	
2	36.974	97.9	31.552	118.8	42.014		235.3	1:50.540		10	36.931	97.1	<u>31.030</u>	116.9	42.104		229.3	1:50.065	
3	36.984	96.5	31.180	116.8	41.992		<u>236.3</u>	1:50.156		11	36.938	96.6	31.254	118.7	42.144		229.3	1:50.336	
4	36.539	102.2	31.065	<u>125.9</u>	42.161		232.8	1:49.765		12	37.242	<u>103.3</u>	31.596	121.1	<u>41.949</u>		227.8	1:50.787	
5	<u>36.360</u>	100.9	31.168	122.0	42.126		231.3	<u>1:49.654</u>		13	36.742	99.8	31.318	120.1	42.159		228.3	1:50.219	
6	36.577	99.7	31.151	115.5	42.057		229.3	1:49.785		14	37.414	98.7	31.507	119.9	42.267		218.2	1:51.188	
7	37.108	99.4	31.185	120.0	42.400		232.3	1:50.693		15	37.103	99.1	31.426	122.6	42.073		224.5	1:50.602	
8	36.635	102.5	31.139	121.1	42.021		230.8	1:49.795		16									

47 DODO BOGGIO									KTM										
lap	Sect-1	Speed	Sect-2	Speed	Sect-3	Speed	TopSpeed	laptime	pit	lap	Sect-1	Speed	Sect-2	Speed	Sect-3	Speed	Topspeed	laptime	pit
1		97.1	31.465	118.4	41.682		154.7	1:52.705		7	36.517	100.1	31.023	<u>121.9</u>	41.892		226.4	1:49.432	
2	36.463	95.3	31.140	117.5	41.827		232.8	1:49.430		8	<u>36.375</u>	<u>105.0</u>	31.280	116.3	41.907		225.9	1:49.562	
3	36.378	97.6	31.025	118.8	<u>41.510</u>		<u>240.5</u>	<u>1:48.913</u>		9	36.387	99.1	31.158	119.1	42.204		225.0	1:49.749	
4	36.882	99.4	<u>30.790</u>	117.0	41.697		232.8	1:49.369		10	36.477	101.7	31.100	118.7	42.236		222.7	1:49.813	
5	36.482	99.4	46.285	117.0	42.180		236.3	2:04.947		11	36.480	102.9	31.270	117.9	42.007		222.7	1:49.757	
6	36.470	102.1	31.386	115.6	41.953		224.1	1:49.809		12									

48 LENOX PHOMMARA									KTM										
lap	Sect-1	Speed	Sect-2	Speed	Sect-3	Speed	TopSpeed	laptime	pit	lap	Sect-1	Speed	Sect-2	Speed	Sect-3	Speed	Topspeed	laptime	pit
1		96.9	31.589	112.1	42.116		156.3	1:54.230		9	36.545	95.8	31.146	115.6	41.977		<u>237.9</u>	1:49.668	
2	37.084	95.4	31.376	117.4	42.417		236.8	1:50.877		10	37.877	101.6	31.766	115.8	42.866		228.8	1:52.509	
3	36.936	99.5	31.237	118.3	42.045		230.8	1:50.218		11	36.552	<u>110.8</u>	31.763	119.7	42.776		227.4	1:51.091	
4	36.557	101.6	<u>30.862</u>	<u>128.9</u>	42.402		231.8	1:49.821		12	<u>36.436</u>	108.0	31.510	125.6	43.269		224.1	1:51.215	
5	36.523	95.7	31.171	116.8	<u>41.547</u>		235.8	<u>1:49.241</u>		13	36.640	106.9	31.987	118.2	43.114		227.8	1:51.741	
6	36.843	97.2	31.440	117.9	41.948		233.8	1:50.231		14	36.784	109.1	31.839	117.1	42.491		221.3	1:51.114	
7	37.670	97.0	31.195	115.9	42.268		236.8	1:51.133		15	36.893	100.7	31.493	117.4	42.485		221.8	1:50.871	
8	37.020	99.4	31.288	116.6	41.919		227.4	1:50.227		16									



FIM JUNIORGP WORLD CHAMPIONSHIP - PORTIMAO

Autódromo Internacional do Algarve

JuniorGP

20 - 23 June 2024

Laps and Sector Times - RACE 2 - 15 LAPS

Autodromo Internacional Algarve - 4592mtr.

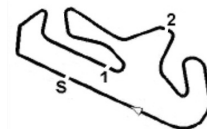
52 EVAN BELFORD										HONDA									
lap	Sect-1	Speed	Sect-2	Speed	Sect-3	Speed	TopSpeed	laptime	pit	lap	Sect-1	Speed	Sect-2	Speed	Sect-3	Speed	Topspeed	laptime	pit
1		92.2	<u>31.659</u>	115.0	<u>42.083</u>		160.5	1:54.086		2	<u>36.821</u>	<u>95.7</u>	1:26.883	67.9	Pit In		<u>236.8</u>	<u>3:24.982</u>	

54 JESÚS RIOS										KTM									
lap	Sect-1	Speed	Sect-2	Speed	Sect-3	Speed	TopSpeed	laptime	pit	lap	Sect-1	Speed	Sect-2	Speed	Sect-3	Speed	Topspeed	laptime	pit
1		98.9	31.204	126.2	41.415		151.9	1:50.573		9	36.196	100.5	30.799	123.0	41.537		231.8	1:48.532	
2	<u>35.853</u>	101.8	30.909	125.0	42.009		234.3	1:48.771		10	36.110	101.7	30.824	122.9	41.400		229.3	1:48.334	
3	36.618	99.0	30.879	125.9	42.178		227.8	1:49.675		11	36.138		30.837	123.3	42.125		229.8	1:49.100	
4	36.440	98.4	30.679	123.6	42.008		<u>235.8</u>	1:49.127		12	36.303	98.8	30.826	122.4	41.590		230.3	1:48.719	
5	36.322	98.8	30.925	122.7	41.628		224.1	1:48.875		13	36.225	100.1	30.763	<u>133.8</u>	41.618		232.8	1:48.606	
6	36.026	<u>102.4</u>	30.808	124.3	41.719		231.3	1:48.553		14	36.097		30.890	124.9	41.559		231.8	1:48.546	
7	36.240	101.7	30.911	118.8	41.912		230.3	1:49.063		15	36.218	101.7	<u>30.603</u>	127.1	<u>41.258</u>		227.8	<u>1:48.079</u>	
8	36.847		30.627	129.5	41.461		220.4	1:48.935		16									

56 AMON ODAKI										HONDA									
lap	Sect-1	Speed	Sect-2	Speed	Sect-3	Speed	TopSpeed	laptime	pit	lap	Sect-1	Speed	Sect-2	Speed	Sect-3	Speed	Topspeed	laptime	pit
1		95.3	31.838	115.6	41.951		162.9	1:54.275		9	36.586	99.5	31.236	<u>123.0</u>	42.402		229.3	1:50.224	
2	37.299	97.0	31.411	118.6	42.049		233.8	1:50.759		10	36.799	100.0	31.257	113.7	1:00.676		228.8	2:08.732	
3	36.683	99.9	31.287	120.1	<u>41.827</u>		231.8	1:49.797		11	37.705	96.9	32.315	119.3	43.258		217.7	1:53.278	
4	36.753	95.6	31.224	118.8	41.937		232.8	1:49.914		12	37.382	103.4	32.249	120.8	42.647		224.1	1:52.278	
5	<u>36.433</u>	100.5	<u>31.201</u>	119.5	41.923		<u>236.8</u>	<u>1:49.557</u>		13	36.961	99.2	31.890	116.1	43.029		225.0	1:51.880	
6	36.816	100.7	31.276	118.2	42.098		232.8	1:50.190		14	36.870	<u>104.8</u>	31.815	121.9	42.779		222.2	1:51.464	
7	36.750	101.5	31.481	120.8	42.199		232.3	1:50.430		15	37.251	98.2	31.706	114.4	43.447		222.7	1:52.404	
8	36.686	104.1	31.279	121.6	42.102		226.4	1:50.067		16									

57 DANIAL SHAHRI L										HONDA									
lap	Sect-1	Speed	Sect-2	Speed	Sect-3	Speed	TopSpeed	laptime	pit	lap	Sect-1	Speed	Sect-2	Speed	Sect-3	Speed	Topspeed	laptime	pit
1		97.4	31.653	115.1	42.382		162.9	1:55.055		9	36.726	99.4	31.364	114.0	42.434		<u>237.4</u>	1:50.524	
2	36.898	94.7	31.402	118.3	42.122		236.3	1:50.422		10	36.825	100.4	31.338	116.8	42.625		232.8	1:50.788	
3	37.028	94.7	31.241	116.9	<u>41.898</u>		236.3	1:50.167		11	36.641	<u>105.4</u>	31.851	116.0	42.493		227.4	1:50.985	
4	36.980	96.0	<u>31.176</u>	<u>120.7</u>	42.702		233.3	1:50.858		12	36.762	100.3	31.562	117.1	42.457		227.8	1:50.781	
5	<u>36.532</u>	96.9	31.399	115.3	42.333		233.3	1:50.264		13	36.843	99.4	31.297	116.6	42.586		226.9	1:50.726	
6	36.601	98.7	31.291	117.8	42.469		230.8	1:50.361		14	36.806	101.9	31.616	116.4	42.464		226.9	1:50.886	
7	38.193	98.5	31.213	119.6	42.368		230.8	1:51.774		15	36.888	97.6	31.488	117.0	42.460		227.4	1:50.836	
8	36.613	102.8	31.372	117.0	42.132		233.3	<u>1:50.117</u>		16									

67 CASEY JAMES O'GORMAN										HONDA									
lap	Sect-1	Speed	Sect-2	Speed	Sect-3	Speed	TopSpeed	laptime	pit	lap	Sect-1	Speed	Sect-2	Speed	Sect-3	Speed	Topspeed	laptime	pit
1		96.3	31.034	120.7	<u>41.446</u>		141.2	1:50.965		9	36.353	97.8	30.744	119.5	41.617		235.3	1:48.714	
2	36.291	101.7	30.798	119.1	41.534		<u>238.4</u>	1:48.623		10	36.152	98.5	30.912	117.9	41.758		<u>238.4</u>	1:48.822	
3	36.259	99.2	30.943	116.6	42.074		233.8	1:49.276		11	36.204	99.7	30.973	117.1	41.997		233.3	1:49.174	
4	36.287	100.4	30.835	116.8	42.153		231.3	1:49.275		12	36.232	<u>101.8</u>	30.799	120.7	41.927		232.3	1:48.958	
5	36.623	100.6	30.800	120.3	41.566		227.4	1:48.989		13	<u>36.044</u>	99.8	30.967	116.8	41.705		234.8	1:48.716	
6	36.184	99.5	<u>30.721</u>	<u>120.9</u>	41.650		232.3	<u>1:48.555</u>		14	36.384	100.5	30.929	117.1	42.096		228.3	1:49.409	
7	36.135	100.7	30.980	116.8	42.061		233.8	1:49.176		15	36.805	99.6	31.197	119.3	41.811		225.5	1:49.813	
8	36.402	100.4	30.845	119.9	41.704		230.8	1:48.951		16									



FIM JUNIORGP WORLD CHAMPIONSHIP - PORTIMAO

Autódromo Internacional do Algarve

JuniorGP

20 - 23 June 2024

Laps and Sector Times - RACE 2 - 15 LAPS

Autodromo Internacional Algarve - 4592mtr.

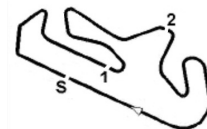
72 EDOARDO LI GUORI										KTM									
lap	Sect-1	Speed	Sect-2	Speed	Sect-3	Speed	TopSpeed	laptime	pit	lap	Sect-1	Speed	Sect-2	Speed	Sect-3	Speed	Topspeed	laptime	pit
1		96.3	32.038	<u>116.0</u>	43.216		166.9	1:56.625		9	36.954	99.7	31.729	112.5	43.192		227.8	1:51.875	
2	37.013	98.0	31.771	115.5	42.643		<u>233.8</u>	1:51.427		10	37.023	100.6	31.872	114.8	43.039		228.8	1:51.934	
3	<u>36.863</u>	100.1	31.614	113.1	42.793		231.8	1:51.270		11	36.972	<u>104.2</u>	32.116	113.9	43.048		225.5	1:52.136	
4	37.254	100.3	<u>31.590</u>	114.5	42.915		226.4	1:51.759		12	37.299	96.7	31.842	113.1	43.000		224.5	1:52.141	
5	37.055	99.3	31.645	111.3	42.752		229.3	1:51.452		13	37.106	101.0	31.785	112.4	42.985		223.1	1:51.876	
6	37.112	100.1	31.603	113.8	42.866		228.8	1:51.581		14	37.261	99.1	31.592	111.8	42.665		223.6	1:51.518	
7	36.904	99.9	31.657	112.7	42.668		228.8	<u>1:51.229</u>		15	37.083	100.7	31.713	114.5	<u>42.626</u>		222.2	1:51.422	
8	37.652	99.7	31.601	112.5	42.831		228.3	1:52.084		16									

78 JAKOB ROSENTHALER										HUSQVARNA									
lap	Sect-1	Speed	Sect-2	Speed	Sect-3	Speed	TopSpeed	laptime	pit	lap	Sect-1	Speed	Sect-2	Speed	Sect-3	Speed	Topspeed	laptime	pit
1		96.7	31.093	120.5	41.882		146.7	1:51.891		9	37.090	96.3	31.074	116.8	42.114		232.3	1:50.278	
2	36.408	102.1	31.263	120.4	42.021		233.8	1:49.692		10	36.512	<u>103.8</u>	31.384	117.6	42.498		228.3	1:50.394	
3	36.219	101.3	31.137	115.4	41.793		236.3	1:49.149		11	36.978	101.3	31.402	115.8	42.530		226.4	1:50.910	
4	36.238	101.3	30.898	118.6	42.052		230.3	1:49.188		12	36.616	103.6	31.466	119.5	42.522		226.9	1:50.604	
5	36.539	102.4	30.822	117.5	<u>41.639</u>		230.3	<u>1:49.000</u>		13	37.188	100.1	31.236	115.9	42.472		224.5	1:50.896	
6	<u>36.184</u>	102.1	31.034	<u>120.7</u>	41.887		<u>238.4</u>	1:49.105		14	36.584	103.4	31.362	117.4	42.514		223.6	1:50.460	
7	36.252	103.3	<u>30.785</u>	119.6	42.047		232.8	1:49.084		15	36.574	102.5	31.208	119.2	42.185		223.6	1:49.967	
8	36.432	101.8	30.897	116.6	41.888		230.8	1:49.217		16									

83 ÁLVARO CARPE										HUSQVARNA									
lap	Sect-1	Speed	Sect-2	Speed	Sect-3	Speed	TopSpeed	laptime	pit	lap	Sect-1	Speed	Sect-2	Speed	Sect-3	Speed	Topspeed	laptime	pit
1		98.4	31.407	117.6	41.475		144.2	1:50.510		9	36.122	100.7	30.762	121.8	41.684		239.5	1:48.568	
2	36.310	101.1	30.899	119.6	41.533		227.8	1:48.742		10	36.024	99.7	30.745	120.5	41.494		<u>240.0</u>	<u>1:48.263</u>	
3	36.110	101.4	31.165	117.6	42.259		232.3	1:49.534		11	36.110	99.3	30.864	123.0	41.949		236.3	1:48.923	
4	36.090	102.2	30.957	119.3	42.229		235.3	1:49.276		12	36.059	100.9	30.859	119.7	41.614		236.3	1:48.532	
5	36.104	104.7	31.053	120.9	41.907		231.3	1:49.064		13	36.135	102.4	30.890	122.7	41.565		234.8	1:48.590	
6	36.359	101.1	30.724	119.9	41.529		231.3	1:48.612		14	35.957	103.3	30.875	121.3	41.518		236.3	1:48.350	
7	<u>35.769</u>	<u>106.0</u>	31.056	120.7	42.066		238.4	1:48.891		15	36.120	103.3	<u>30.715</u>	<u>125.4</u>	41.505		226.4	1:48.340	
8	37.021	100.2	30.803	121.1	<u>41.432</u>		222.2	1:49.256		16									

89 MARCOS URI ARTE										CFMOTO									
lap	Sect-1	Speed	Sect-2	Speed	Sect-3	Speed	TopSpeed	laptime	pit	lap	Sect-1	Speed	Sect-2	Speed	Sect-3	Speed	Topspeed	laptime	pit
1		98.5	31.081	<u>122.6</u>	42.437		150.2	1:52.101		9	36.771	97.6	31.031	119.6	42.315		236.8	1:50.117	
2	36.767	100.1	31.042	120.3	41.839		<u>241.1</u>	1:49.648		10	36.864	99.2	31.497	116.9	42.450		230.8	1:50.811	
3	36.496	97.6	30.997	121.6	41.746		240.5	1:49.239		11	36.830	96.1	31.272	119.2	42.444		229.8	1:50.546	
4	36.755	97.3	30.872	118.3	<u>41.710</u>		236.8	1:49.337		12	36.917	98.0	31.225	118.6	42.504		226.9	1:50.646	
5	36.453	99.3	<u>30.828</u>	115.9	41.778		238.9	1:49.059		13	37.293	96.9	31.284	114.9	42.249		226.9	1:50.826	
6	<u>36.269</u>	97.2	30.953	116.8	41.740		237.4	1:48.962		14	36.994	98.3	31.259	119.3	42.397		222.7	1:50.650	
7	36.416	98.5	30.962	116.3	41.847		239.5	1:49.225		15	36.678	<u>100.5</u>	31.536	116.6	41.877		230.3	1:50.091	
8	36.311	99.5	30.861	115.8	41.741		238.4	<u>1:48.913</u>		16									

91 KOTARO UCHI UMI										KTM									
lap	Sect-1	Speed	Sect-2	Speed	Sect-3	Speed	TopSpeed	laptime	pit	lap	Sect-1	Speed	Sect-2	Speed	Sect-3	Speed	Topspeed	laptime	pit
1		96.3	31.626	113.3	42.399		158.8	1:53.938		9	36.899	100.7	31.228	114.4	42.631		225.5	1:50.758	
2	37.870	96.9	31.760	117.3	42.172		226.4	1:51.802		10	37.406	98.5	31.856	115.1	42.467		220.9	1:51.729	



FIM JUNIORGP WORLD CHAMPIONSHIP - PORTIMAO

Autódromo Internacional do Algarve

JuniorGP

20 - 23 June 2024

Laps and Sector Times - RACE 2 - 15 LAPS

Autodromo Internacional Algarve - 4592mtr.

3	37.183	97.1	31.086	116.6	<u>42.037</u>	<u>234.8</u>	1:50.306	11	37.410	101.2	31.344	114.8	42.515	219.5	1:51.269
4	37.047	95.7	31.115	120.3	42.563	229.8	1:50.725	12	37.061	101.0	31.250	<u>120.9</u>	42.807	221.8	1:51.118
5	<u>36.842</u>	99.4	31.235	114.8	42.298	233.3	1:50.375	13	37.374	<u>102.8</u>	31.650	117.1	42.616	225.9	1:51.640
6	36.884	98.8	31.255	116.9	42.069	231.3	1:50.208	14	37.152	99.7	31.182	119.5	42.488	218.2	1:50.822
7	37.332	98.0	31.202	117.3	42.572	226.4	1:51.106	15	37.168	100.7	31.485	113.2	42.723	218.2	1:51.376
8	36.842	100.7	<u>31.036</u>	116.5	42.304	230.3	<u>1:50.182</u>	16							

93 ARBI ADI TAMA									HONDA										
lap	Sect-1	Speed	Sect-2	Speed	Sect-3	Speed	TopSpeed	laptime	pit	lap	Sect-1	Speed	Sect-2	Speed	Sect-3	Speed	Topspeed	laptime	pit
1		93.3	31.643	116.8	42.087	160.7	1:53.874	9	36.518	99.3	31.395	115.8	42.305	227.8	1:50.218				
2	36.419	97.6	31.354	118.3	41.888	233.3	1:49.661	10	36.636	94.2	<u>31.183</u>	114.9	42.281	228.3	1:50.100				
3	<u>36.346</u>	99.3	31.398	118.6	41.914	233.3	<u>1:49.658</u>	11	36.880	97.7	31.348	116.0	42.249	227.4	1:50.477				
4	36.660	94.9	31.190	114.2	42.519	226.4	1:50.369	12	36.841	100.0	31.439	<u>119.2</u>	42.122	229.3	1:50.402				
5	36.817	98.0	31.395	115.3	42.334	226.4	1:50.546	13	36.810	98.5	31.379	113.8	42.341	224.5	1:50.530				
6	36.637	99.6	32.072	115.1	<u>41.875</u>	225.9	1:50.584	14	36.863	<u>103.1</u>	32.259	114.5	41.960	224.5	1:51.082				
7	36.752	99.1	31.521	118.2	42.558	<u>236.8</u>	1:50.831	15	36.589	99.0	31.417	114.8	42.271	221.3	1:50.277				
8	36.431	100.5	31.293	114.6	42.097	232.3	1:49.821	16											

94 FACUNDO LLAMBIAS									HONDA										
lap	Sect-1	Speed	Sect-2	Speed	Sect-3	Speed	TopSpeed	laptime	pit	lap	Sect-1	Speed	Sect-2	Speed	Sect-3	Speed	Topspeed	laptime	pit
1		98.8	31.364	117.8	41.663	143.2	1:50.810	9	36.647	<u>104.2</u>	30.824	123.0	41.504	<u>237.9</u>	1:48.975				
2	36.553	103.5	30.784	119.1	<u>41.379</u>	235.3	1:48.716	10	<u>36.052</u>	102.6	30.786	117.9	41.677	236.3	<u>1:48.515</u>				
3	36.176	102.3	30.978	118.9	42.091	232.3	1:49.245	11	36.229	<u>104.2</u>	30.901	<u>126.3</u>	41.800	232.3	1:48.930				
4	37.030	101.0	30.814	124.1	41.744	225.5	1:49.588	12	36.265	103.2	30.822	124.6	41.670	227.8	1:48.757				
5	36.363	103.5	30.897	123.3	41.669	236.8	1:48.929	13	36.314	103.4	30.960	119.1	41.863	225.9	1:49.137				
6	36.416	100.5	<u>30.667</u>	120.8	41.608	237.4	1:48.691	14	36.797	103.8	30.937	122.3	41.841	223.6	1:49.575				
7	36.222	101.1	30.869	119.6	41.778	232.3	1:48.869	15	36.820	101.7	31.154	124.4	41.773	219.5	1:49.747				
8	36.493	102.9	30.949	124.1	41.580	232.8	1:49.022	16											

96 GUIDO PINI									KTM										
lap	Sect-1	Speed	Sect-2	Speed	Sect-3	Speed	TopSpeed	laptime	pit	lap	Sect-1	Speed	Sect-2	Speed	Sect-3	Speed	Topspeed	laptime	pit
1		101.3	31.215	120.3	41.576	140.6	1:50.392	9	36.089	104.9	<u>30.763</u>	121.8	41.675	230.8	1:48.527				
2	36.238	103.8	30.921	120.5	41.881	226.9	1:49.040	10	<u>35.809</u>	106.4	30.845	120.1	41.527	230.8	<u>1:48.181</u>				
3	36.673	100.9	30.950	115.8	41.919	230.8	1:49.542	11	36.327	104.4	30.876	<u>122.2</u>	41.985	229.8	1:49.188				
4	36.656	99.6	30.839	120.5	41.864	233.8	1:49.359	12	36.113	105.0	30.907	120.5	41.603	228.8	1:48.623				
5	36.033	103.1	30.854	120.4	41.583	<u>236.3</u>	1:48.470	13	36.015	106.1	30.907	121.2	41.538	228.3	1:48.460				
6	36.004	105.7	30.897	120.8	41.739	229.8	1:48.640	14	35.929	<u>109.5</u>	30.986	120.3	<u>41.489</u>	227.8	1:48.404				
7	36.590	100.6	30.883	114.6	41.882	229.3	1:49.355	15	35.997	104.7	30.800	121.5	41.604	227.4	1:48.401				
8	35.996	106.3	30.885	121.9	41.661	233.8	1:48.542	16											