



FIM JUNIORGP WORLD CHAMPIONSHIP - PORTIMAO

Autódromo Internacional do Algarve

JuniorGP

20 - 23 June 2024

Laps and Sector Times - RACE 1 - 15 LAPS

Autodromo Internacional Algarve - 4592mtr.

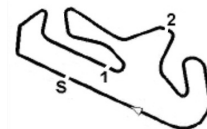
4 MILAN PAWELEC										HUSQVARNA									
lap	Sect-1	Speed	Sect-2	Speed	Sect-3	Speed	TopSpeed	laptime	pit	lap	Sect-1	Speed	Sect-2	Speed	Sect-3	Speed	Topspeed	laptime	pit
1		96.8	31.103	122.9	41.724		157.2	1:48.765		8	36.751	98.3	31.159	115.5	41.869		228.8	1:49.779	
2	2:26.377	100.6	31.105	120.9	41.470		230.3	3:38.952		9	36.698	<u>102.6</u>	31.343	122.2	42.268		228.8	1:50.309	
3	37.155	98.2	30.872	119.5	41.754		230.8	1:49.781		10	36.640	99.6	31.074	120.0	42.000		231.3	1:49.714	
4	<u>36.513</u>	97.9	<u>30.773</u>	121.5	42.346		230.8	1:49.632		11	37.143	98.8	31.150	119.5	41.872		229.3	1:50.165	
5	36.545	100.2	31.145	119.6	<u>41.397</u>		229.8	<u>1:49.087</u>		12	36.851	99.0	31.463	<u>125.1</u>	42.655		229.3	1:50.969	
6	36.620	101.1	31.083	120.8	41.872		<u>232.8</u>	1:49.575		13	37.076	99.7	31.430	117.4	42.317		227.4	1:50.823	
7	36.703	100.7	31.167	116.9	41.940		230.8	1:49.810		14	37.283	98.1	31.514	118.4	42.828		225.5	1:51.625	

5 LEO RAMMERSTORFER										HUSQVARNA									
lap	Sect-1	Speed	Sect-2	Speed	Sect-3	Speed	TopSpeed	laptime	pit	lap	Sect-1	Speed	Sect-2	Speed	Sect-3	Speed	Topspeed	laptime	pit
1		94.0	31.647	118.9	<u>40.993</u>		158.4	1:49.581		9	36.680	96.0	31.171	123.1	41.526		240.0	1:49.377	
2	37.044	96.2	30.935	120.3	41.049		238.9	1:49.028		10	36.671	102.2	30.698	125.4	41.508		235.3	1:48.877	
3	36.836	99.5	30.960	120.8	41.280		239.5	1:49.076		11	37.646	96.9	31.013	125.1	41.425		230.8	1:50.084	
4	36.189	97.6	30.799	<u>127.4</u>	41.373		237.9	1:48.361		12	36.470	96.9	30.826	123.3	41.509		235.3	1:48.805	
5	<u>36.022</u>	98.6	<u>30.672</u>	126.5	41.336		237.4	<u>1:48.030</u>		13	36.294	99.5	30.959	121.5	41.607		236.8	1:48.860	
6	36.903	101.0	30.871	121.9	41.021		241.6	1:48.795		14	36.690	<u>102.5</u>	30.876	125.7	41.199		237.4	1:48.765	
7	36.332	100.7	30.902	119.5	41.312		<u>243.2</u>	1:48.546		15	36.460	100.7	31.050	119.2	Pit In		241.6	5:33.924	
8	36.357	101.5	30.829	124.4	41.082		236.3	1:48.268		16									

8 EDDIE O'SHEA										HONDA									
lap	Sect-1	Speed	Sect-2	Speed	Sect-3	Speed	TopSpeed	laptime	pit	lap	Sect-1	Speed	Sect-2	Speed	Sect-3	Speed	Topspeed	laptime	pit

11 ADRIÁN CRUCES										KTM									
lap	Sect-1	Speed	Sect-2	Speed	Sect-3	Speed	TopSpeed	laptime	pit	lap	Sect-1	Speed	Sect-2	Speed	Sect-3	Speed	Topspeed	laptime	pit
1		103.8	30.804	119.5	<u>41.070</u>		155.4	1:47.497		9	36.382	96.4	30.860	124.9	42.088		239.5	1:49.330	
2	37.019	102.8	30.794	122.9	41.493		241.6	1:49.306		10	36.157	102.6	30.811	119.5	41.610		237.9	1:48.578	
3	36.665	98.9	30.863	<u>128.4</u>	41.873		240.5	1:49.401		11	36.135	103.6	30.898	115.5	41.907		239.5	1:48.940	
4	36.346	98.0	30.806	120.1	41.637		<u>242.7</u>	1:48.789		12	36.386	<u>104.4</u>	30.750	120.4	42.024		238.9	1:49.160	
5	36.177	103.2	31.486	122.4	42.101		239.5	1:49.764		13	36.172	103.6	30.791	126.0	42.128		234.3	1:49.091	
6	36.677	100.8	31.037	120.0	41.130		238.9	1:48.844		14	36.387	102.1	31.051	124.3	41.912		236.3	1:49.350	
7	36.229	98.1	30.823	120.4	41.525		<u>242.7</u>	1:48.577		15	<u>36.083</u>	102.3	30.835	124.1	42.242		242.2	1:49.160	
8	36.119	104.1	<u>30.677</u>	121.9	41.485		238.9	<u>1:48.281</u>		16									

13 HAKIM DANISH										KTM									
lap	Sect-1	Speed	Sect-2	Speed	Sect-3	Speed	TopSpeed	laptime	pit	lap	Sect-1	Speed	Sect-2	Speed	Sect-3	Speed	Topspeed	laptime	pit
1		95.7	31.085	<u>131.1</u>	41.376		158.8	1:48.291		9	36.772	98.1	31.168	118.0	41.695		241.1	1:49.635	
2	37.165	100.4	30.745	123.7	41.019		237.9	1:48.929		10	36.306	101.3	30.881	119.9	41.692		238.4	1:48.879	
3	36.191	101.6	<u>30.727</u>	125.1	41.298		<u>242.7</u>	1:48.216		11	36.387	100.3	30.753	120.3	41.572		232.8	1:48.712	
4	36.344	98.7	30.981	116.6	41.526		240.5	1:48.851		12	36.679	98.5	30.935	120.8	42.079		238.9	1:49.693	
5	36.753	96.5	31.479	122.9	41.814		241.6	1:50.046		13	36.242	102.8	30.914	121.2	41.936		238.9	1:49.092	
6	36.274	101.5	30.829	122.0	41.090		240.5	1:48.193		14	36.200	<u>111.0</u>	32.392	119.5	<u>39.298</u>			<u>1:47.890</u>	
7	36.556	100.6	30.886	119.9	41.464		240.5	1:48.906		15	38.611	100.4	30.938	120.3	41.614			1:51.163	
8	<u>36.043</u>	100.0	30.880	123.0	41.405		241.6	1:48.328		16									



FIM JUNIORGP WORLD CHAMPIONSHIP - PORTIMAO

Autódromo Internacional do Algarve

JuniorGP

20 - 23 June 2024

Laps and Sector Times - RACE 1 - 15 LAPS

Autodromo Internacional Algarve - 4592mtr.

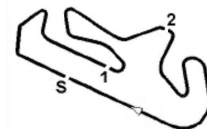
14 CORMAC BUCHANAN										KTM									
lap	Sect-1	Speed	Sect-2	Speed	Sect-3	Speed	TopSpeed	laptime	pit	lap	Sect-1	Speed	Sect-2	Speed	Sect-3	Speed	Topspeed	laptime	pit
1		100.1	30.835	121.5	<u>41.037</u>		148.4	1:48.716		9	36.403	102.1	31.093	117.4	41.820		240.5	1:49.316	
2	36.872	101.2	30.804	120.8	41.329		243.2	1:49.005		10	36.341	99.9	30.936	115.0	41.588		240.0	1:48.865	
3	36.555	100.7	30.774	120.0	41.379		239.5	1:48.708		11	36.189	101.6	31.013	114.9	41.496		235.3	1:48.698	
4	36.399	97.8	31.024	116.5	41.302		<u>247.1</u>	1:48.725		12	36.121	100.3	31.107	120.9	42.385		236.8	1:49.613	
5	36.218	103.2	31.712	<u>125.0</u>	41.415		242.7	1:49.345		13	36.747	101.9	30.851	123.3	41.642		231.8	1:49.240	
6	36.127	102.2	30.785	122.2	41.264		238.9	<u>1:48.176</u>		14	36.474	101.0	31.037	121.6	41.791		236.3	1:49.302	
7	37.529	100.0	<u>30.758</u>	122.6	41.188		238.9	1:49.475		15	36.315	101.2	30.812	123.4	41.876		244.3	1:49.003	
8	<u>35.889</u>	<u>103.3</u>	30.979	122.7	41.707		241.6	1:48.575		16									

17 GEOFFREY EMMANUEL										KTM									
lap	Sect-1	Speed	Sect-2	Speed	Sect-3	Speed	TopSpeed	laptime	pit	lap	Sect-1	Speed	Sect-2	Speed	Sect-3	Speed	Topspeed	laptime	pit
1		92.2	31.949	112.1	41.917		170.1	1:55.427		9	37.357	96.3	32.283	113.6	42.804		238.4	1:52.444	
2	37.620	94.0	31.681	112.1	<u>41.816</u>		<u>241.1</u>	1:51.117		10	37.336	99.2	31.863	114.2	42.980		230.8	1:52.179	
3	37.530	98.7	31.737	114.2	42.230		237.9	1:51.497		11	38.755	97.9	32.391	110.5	42.941		227.8	1:54.087	
4	<u>36.868</u>	99.0	31.645	113.6	41.932		237.4	<u>1:50.445</u>		12	37.709	99.2	32.320	107.8	42.980		225.0	1:53.009	
5	36.999	96.5	<u>31.608</u>	118.4	42.262		237.9	1:50.869		13	37.628	99.5	32.219	110.3	43.323		225.5	1:53.170	
6	37.029	100.3	31.725	114.6	42.182		233.3	1:50.936		14	37.664	<u>100.9</u>	32.396	113.2	43.580		223.6	1:53.640	
7	37.280	96.8	31.832	<u>120.3</u>	42.570		232.8	1:51.682		15	37.496	100.8	32.454	106.2	43.260		225.5	1:53.210	
8	37.191	97.6	31.968	111.7	43.081		231.3	1:52.240		16									

19 ALESSANDRO MOROSI										CFMOTO									
lap	Sect-1	Speed	Sect-2	Speed	Sect-3	Speed	TopSpeed	laptime	pit	lap	Sect-1	Speed	Sect-2	Speed	Sect-3	Speed	Topspeed	laptime	pit
1		92.2	31.248	120.1	<u>41.513</u>		152.3	1:49.183		9	36.353	102.1	31.191	122.4	42.061		241.1	1:49.605	
2	39.679	98.5	30.820	120.0	41.603		<u>244.9</u>	1:52.102		10	36.358	103.4	30.915	119.5	42.250		236.3	1:49.523	
3	36.549	100.8	30.821	120.4	42.036		243.8	1:49.406		11	36.240	<u>109.9</u>	31.159	124.4	42.249		233.8	1:49.648	
4	36.241	102.7	<u>30.729</u>	124.4	41.848		238.4	<u>1:48.818</u>		12	36.369	103.9	31.102	118.2	42.064		232.3	1:49.535	
5	36.247	103.3	30.758	117.6	41.853		240.0	1:48.858		13	36.424	105.2	31.050	124.7	42.117		232.3	1:49.591	
6	<u>36.232</u>	103.1	30.853	121.6	41.829		242.2	1:48.914		14	36.583	100.9	30.968	<u>125.9</u>	42.062		230.8	1:49.613	
7	36.404	106.7	31.005	121.1	41.845		241.1	1:49.254		15	36.236	107.2	31.027	119.1	42.090		234.3	1:49.353	
8	36.251	102.4	31.014	118.0	41.936		240.5	1:49.201		16									

20 JAKKREEPHAT PHUETTI SAN										HONDA									
lap	Sect-1	Speed	Sect-2	Speed	Sect-3	Speed	TopSpeed	laptime	pit	lap	Sect-1	Speed	Sect-2	Speed	Sect-3	Speed	Topspeed	laptime	pit
1		91.6	31.646	114.4	42.225		169.8	1:50.250		9	36.942	92.5	31.507	<u>117.4</u>	42.521		240.5	1:50.970	
2	37.544	97.1	31.310	116.6	42.233		240.5	1:51.087		10	36.789	98.1	31.274	115.1	42.141		235.8	1:50.204	
3	36.826	95.2	31.307	114.3	42.583		240.0	1:50.716		11	36.773	94.8	31.501	113.1	43.264		237.9	1:51.538	
4	36.692	95.2	31.547	111.6	42.660		240.0	1:50.899		12	36.949	99.3	31.140	116.8	42.257		238.9	1:50.346	
5	<u>36.380</u>	97.6	31.241	115.9	42.111		<u>241.1</u>	<u>1:49.732</u>		13	36.505	96.6	31.212	116.5	42.225		238.9	1:49.942	
6	36.523	98.3	31.339	115.9	42.245		240.5	1:50.107		14	36.391	<u>99.4</u>	31.163	115.5	42.288		239.5	1:49.842	
7	36.986	93.3	31.984	113.3	<u>42.096</u>		240.0	1:51.066		15	36.593	97.9	<u>31.131</u>	116.3	42.107		237.9	1:49.831	
8	36.531	96.9	31.407	113.0	42.363		239.5	1:50.301		16									

21 RUCHÉ MOODLEY										KTM									
lap	Sect-1	Speed	Sect-2	Speed	Sect-3	Speed	TopSpeed	laptime	pit	lap	Sect-1	Speed	Sect-2	Speed	Sect-3	Speed	Topspeed	laptime	pit
1		93.4	31.253	120.7	41.429		155.2	1:49.417		9	36.449	101.3	30.917	119.5	41.327		234.8	1:48.693	
2	37.242	97.5	30.968	116.0	41.325		<u>242.2</u>	1:49.535		10	36.265	99.3	30.806	123.6	41.448		240.0	1:48.519	



FIM JUNIORGP WORLD CHAMPIONSHIP - PORTIMAO

Autódromo Internacional do Algarve

JuniorGP

20 - 23 June 2024

Laps and Sector Times - RACE 1 - 15 LAPS

Autodromo Internacional Algarve - 4592mtr.

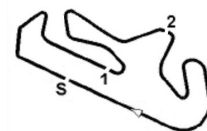
3	36.967	97.6	31.165	117.9	41.727	240.5	1:49.859	11	36.279	101.4	30.836	121.9	41.386	237.9	1:48.501
4	36.873	98.0	30.666	123.7	41.381	238.4	1:48.920	12	36.493	97.8	30.939	119.1	41.751	234.3	1:49.183
5	36.293	95.7	30.771	118.6	41.591	240.0	1:48.655	13	36.662	100.7	31.019	121.3	41.657	237.9	1:49.338
6	36.194	98.2	30.817	118.6	<u>41.273</u>	240.5	<u>1:48.284</u>	14	36.567	<u>108.2</u>	31.519	121.3	41.401	236.3	1:49.487
7	36.368	96.8	30.673	<u>127.8</u>	41.681	238.9	1:48.722	15	36.224	99.6	<u>30.598</u>	125.7	41.640	236.8	1:48.462
8	<u>36.177</u>	99.4	31.020	118.0	41.395	237.4	1:48.592	16							

27 RICO SALMELA									HUSQVARNA								
lap	Sect-1	Speed	Sect-2	Speed	Sect-3	Speed	TopSpeed	laptime pit	lap	Sect-1	Speed	Sect-2	Speed	Sect-3	Speed	Topspeed	laptime pit
1		92.5	33.837	117.4	43.214		150.0	2:35.952	4	<u>37.250</u>	98.2	<u>31.579</u>	<u>118.7</u>	<u>42.727</u>		217.7	<u>1:51.556</u>
2	38.136	96.8	31.940	115.0	42.820		218.2	1:52.896	5	37.321	<u>98.7</u>	31.849	117.4	Pit In		<u>218.6</u>	2:11.658
3	37.657	98.3	31.654	116.4	42.974		217.7	1:52.285	6								

28 MÁXIMO QUILES									HONDA								
lap	Sect-1	Speed	Sect-2	Speed	Sect-3	Speed	TopSpeed	laptime pit	lap	Sect-1	Speed	Sect-2	Speed	Sect-3	Speed	Topspeed	laptime pit
1		98.2	30.784	118.6	<u>40.883</u>		148.4	1:48.583	9	36.278	100.1	31.094	112.4	41.771		242.7	1:49.143
2	37.055	98.1	<u>30.633</u>	123.3	41.273		240.5	1:48.961	10	36.310	100.6	30.994	112.7	41.477		234.3	1:48.781
3	36.609	97.3	30.820	121.2	41.375		241.1	1:48.804	11	36.267	<u>101.3</u>	31.051	113.8	41.454		232.3	1:48.772
4	36.113	99.0	30.937	117.9	41.381		240.0	1:48.431	12	36.460	99.1	31.135	117.8	41.900		232.3	1:49.495
5	37.542	94.9	31.481	117.8	41.981		233.8	1:51.004	13	36.337	100.9	30.965	114.4	41.881		232.3	1:49.183
6	36.659	100.1	30.879	116.8	41.062		238.9	1:48.600	14	36.340	100.7	31.073	115.3	41.538		232.3	1:48.951
7	36.317	97.5	30.803	117.6	41.195		<u>244.3</u>	1:48.315	15	36.239	100.5	31.083	121.8	42.241		232.8	1:49.563
8	<u>36.023</u>	99.3	30.666	<u>125.3</u>	41.543		242.7	<u>1:48.232</u>	16								

29 KEVIN FARKAS									KTM								
lap	Sect-1	Speed	Sect-2	Speed	Sect-3	Speed	TopSpeed	laptime pit	lap	Sect-1	Speed	Sect-2	Speed	Sect-3	Speed	Topspeed	laptime pit
1		92.9	31.714	113.7	41.872		167.2	1:50.838	9	36.989	90.5	31.476	117.4	42.634		240.0	1:51.099
2	37.777	93.0	31.614	111.1	42.181		<u>244.3</u>	1:51.572	10	37.110	96.9	<u>31.180</u>	114.4	41.906		239.5	1:50.196
3	37.291	96.1	31.649	115.1	42.104		242.7	1:51.044	11	37.273	94.7	31.513	113.7	42.634		236.3	1:51.420
4	36.548	95.7	31.459	115.5	41.963		242.2	1:49.970	12	37.061	98.4	31.260	113.8	42.106		238.4	1:50.427
5	36.738	96.9	31.281	116.1	41.924		242.2	1:49.943	13	<u>36.453</u>	<u>98.8</u>	31.338	118.3	42.061		240.0	<u>1:49.852</u>
6	36.909	95.2	31.351	117.5	42.212		238.4	1:50.472	14	36.620	96.2	31.296	115.6	42.527		243.8	1:50.443
7	37.083	92.9	31.495	<u>119.2</u>	<u>41.811</u>		239.5	1:50.389	15	36.844	94.6	31.604	119.1	42.556		236.8	1:51.004
8	36.645	96.5	31.424	115.3	42.112		241.6	1:50.181	16								

34 CESARE TIEZZI									KTM								
lap	Sect-1	Speed	Sect-2	Speed	Sect-3	Speed	TopSpeed	laptime pit	lap	Sect-1	Speed	Sect-2	Speed	Sect-3	Speed	Topspeed	laptime pit
1		94.0	31.873	117.3	42.128		165.9	1:50.661	9	36.945	92.0	31.387	119.2	42.507		238.4	1:50.839
2	37.453	96.1	31.343	120.7	42.018		240.0	1:50.814	10	36.786	98.9	31.216	118.0	42.101		238.4	1:50.103
3	36.946	97.8	31.203	118.0	42.708		238.4	1:50.857	11	36.859	97.5	31.448	113.6	42.646		236.8	1:50.953
4	36.948	97.3	31.323	113.8	42.522		240.5	1:50.793	12	36.734	102.3	31.514	119.1	42.267		228.8	1:50.515
5	36.553	97.7	31.250	119.3	41.973		238.4	1:49.776	13	36.509	98.0	31.252	118.0	42.091		237.9	1:49.852
6	36.623	97.7	31.324	117.9	42.135		239.5	1:50.082	14	<u>36.447</u>	<u>104.5</u>	31.269	<u>124.0</u>	<u>41.877</u>		233.8	<u>1:49.593</u>
7	37.148	90.2	31.807	115.8	42.153		237.9	1:51.108	15	36.521	97.7	<u>31.107</u>	122.6	42.160		238.9	1:49.788
8	36.875	98.6	31.410	113.2	42.171		<u>241.1</u>	1:50.456	16								



FIM JUNIORGP WORLD CHAMPIONSHIP - PORTIMAO

Autódromo Internacional do Algarve

JuniorGP

20 - 23 June 2024

Laps and Sector Times - RACE 1 - 15 LAPS

Autodromo Internacional Algarve - 4592mtr.

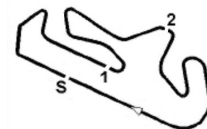
36 ANGUS GRENFELL										KTM									
lap	Sect-1	Speed	Sect-2	Speed	Sect-3	Speed	TopSpeed	laptime	pit	lap	Sect-1	Speed	Sect-2	Speed	Sect-3	Speed	Topspeed	laptime	pit
1		95.5	31.766	117.0	41.868		161.0	1:50.004		9	36.376	103.1	31.132	119.6	42.074		<u>240.5</u>	1:49.582	
2	37.140	97.5	30.917	<u>122.4</u>	41.913		<u>240.5</u>	1:49.970		10	36.463	101.9	30.951	119.1	42.064		236.3	1:49.478	
3	36.617	99.4	<u>30.902</u>	117.3	42.245		<u>240.5</u>	1:49.764		11	36.577	99.0	31.063	116.0	41.832		237.9	1:49.472	
4	36.911	103.5	31.028	117.4	41.924		233.3	1:49.863		12	36.286	103.3	30.984	115.5	41.802		240.0	<u>1:49.072</u>	
5	36.295	100.0	30.917	122.3	41.900		237.4	1:49.112		13	36.448	103.3	31.148	116.5	41.915		235.3	1:49.511	
6	36.406	100.3	30.976	116.5	41.740		236.8	1:49.122		14	36.358	<u>104.0</u>	31.087	119.5	41.919		235.3	1:49.364	
7	36.636	98.7	30.986	117.4	<u>41.672</u>		238.4	1:49.294		15	<u>36.270</u>		30.998	119.2	42.231		237.9	1:49.499	
8	36.437	100.4	31.154	115.8	41.822		240.0	1:49.413		16									

41 AOI UEZU										KTM									
lap	Sect-1	Speed	Sect-2	Speed	Sect-3	Speed	TopSpeed	laptime	pit	lap	Sect-1	Speed	Sect-2	Speed	Sect-3	Speed	Topspeed	laptime	pit
1		94.5	32.339	107.5	42.599		168.5	1:51.888		5	<u>37.283</u>	97.3	31.969	115.8	42.628		230.3	1:51.880	
2	38.213	96.8	31.948	114.8	<u>42.332</u>		<u>235.8</u>	1:52.493		6	37.529	98.1	32.129	111.1	46.736		229.3	1:56.394	
3	37.434	<u>98.3</u>	<u>31.718</u>	116.0	42.526		232.8	<u>1:51.678</u>		7	37.650	96.3	32.061	<u>119.3</u>	43.095		229.8	1:52.806	
4	37.340	95.5	31.860	114.5	42.816		231.3	1:52.016		8									

45 KGOPOTSO MONONYANE										KTM									
lap	Sect-1	Speed	Sect-2	Speed	Sect-3	Speed	TopSpeed	laptime	pit	lap	Sect-1	Speed	Sect-2	Speed	Sect-3	Speed	Topspeed	laptime	pit
1		92.9	31.773	116.9	42.205		162.9	1:50.568		9	36.337	100.4	31.218	116.3	41.958		241.1	1:49.513	
2	36.790	99.1	30.913	122.4	41.962		241.1	1:49.665		10	36.791	98.8	30.988	122.7	41.763		237.4	1:49.542	
3	36.737	98.9	30.861	124.9	41.807		<u>243.8</u>	1:49.405		11	36.708	99.3	31.236	120.8	41.806		235.3	1:49.750	
4	36.483	101.8	<u>30.781</u>	<u>125.4</u>	41.673		233.8	1:48.937		12	36.550	99.9	31.000	119.9	41.952		238.4	1:49.502	
5	<u>36.277</u>	101.7	30.879	122.3	<u>41.618</u>		240.0	<u>1:48.774</u>		13	36.697	101.6	31.087	121.9	41.771		237.4	1:49.555	
6	36.314	101.9	30.845	118.8	41.744		238.9	1:48.903		14	36.754	99.4	31.185	120.9	41.854		235.3	1:49.793	
7	36.570	<u>102.7</u>	30.837	124.3	41.756		237.9	1:49.163		15	36.387	100.2	30.945	120.1	41.757		235.8	1:49.089	
8	36.319	102.5	31.100	120.8	41.936		238.4	1:49.355		16									

47 DODO BOGGIO										KTM									
lap	Sect-1	Speed	Sect-2	Speed	Sect-3	Speed	TopSpeed	laptime	pit	lap	Sect-1	Speed	Sect-2	Speed	Sect-3	Speed	Topspeed	laptime	pit
1		95.6	31.200	<u>122.4</u>	<u>41.359</u>		156.5	1:48.273		9	36.365	101.1	31.306	114.6	41.713		<u>237.9</u>	1:49.384	
2	51.210	94.6	31.753	113.1	42.189		237.4	2:05.152		10	36.096	101.1	31.040	115.3	41.582		235.8	1:48.718	
3	37.314	98.5	31.092	115.4	41.782		233.3	1:50.188		11	<u>36.014</u>	<u>103.0</u>	30.915	120.5	42.059		236.3	1:48.988	
4	36.628	99.5	31.206	119.1	41.836		232.3	1:49.670		12	36.146	101.9	31.167	117.1	41.914		232.8	1:49.227	
5	36.347	100.7	31.121	116.0	41.554		233.3	1:49.022		13	36.397	100.5	31.200	120.4	41.932		229.8	1:49.529	
6	36.464	102.4	31.231	117.1	41.716		236.3	1:49.411		14	36.757	100.4	31.131	116.0	41.712		229.8	1:49.600	
7	36.392	100.1	31.276	117.9	41.600		233.3	1:49.268		15	36.162	101.6	<u>30.909</u>	118.6	41.409		234.8	<u>1:48.480</u>	
8	36.226	100.9	31.080	118.2	42.290		234.3	1:49.596		16									

48 LENOXX PHOMMARA										KTM									
lap	Sect-1	Speed	Sect-2	Speed	Sect-3	Speed	TopSpeed	laptime	pit	lap	Sect-1	Speed	Sect-2	Speed	Sect-3	Speed	Topspeed	laptime	pit
1		99.6	31.262	116.5	41.817		127.8	1:51.195		9	36.781	98.7	31.586	116.5	42.735		234.3	1:51.102	
2	37.497	99.3	31.310	115.5	41.852		<u>240.0</u>	1:50.659		10	36.580	101.1	31.113	118.8	42.275		233.8	1:49.968	
3	36.800	101.0	31.135	114.5	42.325		237.4	1:50.260		11	37.632	97.2	31.515	111.7	42.492		232.8	1:51.639	
4	36.734	96.1	31.374	117.1	42.367		239.5	1:50.475		12	36.349	102.8	31.224	117.6	42.380		235.3	1:49.953	
5	36.381	98.4	31.322	115.3	41.974		235.8	1:49.677		13	36.736	98.1	31.239	115.6	41.836		235.3	1:49.811	
6	36.422	102.4	31.321	116.9	42.464		237.4	1:50.207		14	36.431	<u>104.2</u>	31.213	<u>119.9</u>	42.060		234.3	1:49.704	



FIM JUNIORGP WORLD CHAMPIONSHIP - PORTIMAO

Autódromo Internacional do Algarve

JuniorGP

20 - 23 June 2024

Laps and Sector Times - RACE 1 - 15 LAPS

Autodromo Internacional Algarve - 4592mtr.

7	37.317	92.6	31.667	113.6	41.966	234.8	1:50.950	15	<u>36.120</u>	103.1	<u>30.992</u>	116.0	<u>41.599</u>	237.4	<u>1:48.711</u>
8	36.283	101.3	31.560	115.5	42.536	235.3	1:50.379	16							

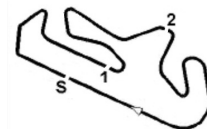
52 EVAN BELFORD									HONDA										
lap	Sect-1	Speed	Sect-2	Speed	Sect-3	Speed	TopSpeed	laptime	pit	lap	Sect-1	Speed	Sect-2	Speed	Sect-3	Speed	Topspeed	laptime	pit
1		91.7	31.503	118.8	41.363		161.2	1:49.639		9	36.397	99.5	31.184	121.5	41.588		<u>240.5</u>	1:49.169	
2	36.958	95.6	30.884	115.8	<u>41.049</u>		<u>240.5</u>	1:48.891		10	36.439	97.2	31.142	122.7	41.609		238.9	1:49.190	
3	36.889	96.8	30.980	117.0	41.597		<u>240.5</u>	1:49.466		11	36.560	99.1	31.194	120.3	41.672		234.8	1:49.426	
4	36.805	95.4	<u>30.852</u>	121.8	41.291		238.9	1:48.948		12	36.453	97.4	31.138	119.2	41.756		235.3	1:49.347	
5	<u>36.202</u>	95.9	30.970	119.1	41.267		238.4	1:48.439		13	36.488	<u>100.1</u>	31.234	122.3	41.833		233.3	1:49.555	
6	36.331	98.9	30.891	121.2	41.183		239.5	<u>1:48.405</u>		14	36.495	99.4	31.310	<u>123.3</u>	42.108		234.3	1:49.913	
7	36.328	98.7	31.009	121.2	41.350		240.0	1:48.687		15	36.833	<u>100.1</u>			42.170		232.3	1:50.659	
8	36.306	97.5	31.016	119.9	41.440		237.9	1:48.762		16									

54 JESÚS RIOS									KTM										
lap	Sect-1	Speed	Sect-2	Speed	Sect-3	Speed	TopSpeed	laptime	pit	lap	Sect-1	Speed	Sect-2	Speed	Sect-3	Speed	Topspeed	laptime	pit
1		96.1	31.663	126.5	42.583		216.4	6:09.855		8	36.772	98.9	31.194	125.4	42.001		219.1	1:49.967	
2	37.318	95.6	31.523	122.4	42.296		215.1	1:51.137		9	36.986	97.9	31.226	123.6	42.192		218.6	1:50.404	
3	37.216	96.3	31.409	123.7	41.980		216.4	1:50.605		10	37.111	98.2	31.292	126.8	42.270		217.3	1:50.673	
4	36.853	98.9	31.114	126.3	41.735		219.1	1:49.702		11	37.043	97.9	31.214	<u>127.8</u>	42.200		216.0	1:50.457	
5	36.823	97.6	31.136	125.1	41.778		218.6	1:49.737		12	36.908	99.4	31.230	123.6	42.088		217.3	1:50.226	
6	36.787	97.6	<u>30.953</u>	126.5	<u>41.646</u>		219.5	<u>1:49.386</u>		13	<u>36.771</u>	<u>104.0</u>			43.811		218.2	1:52.195	
7	36.777	97.7	31.088	125.7	41.695		<u>220.4</u>	1:49.560		14									

56 AMON ODAKI									HONDA										
lap	Sect-1	Speed	Sect-2	Speed	Sect-3	Speed	TopSpeed	laptime	pit	lap	Sect-1	Speed	Sect-2	Speed	Sect-3	Speed	Topspeed	laptime	pit
1		98.5	31.465	122.6	41.384		164.9	1:48.645		9	36.670	97.2	31.438	111.7	42.075		237.4	1:50.183	
2	37.268	97.3	30.989	115.5	<u>41.216</u>		241.1	1:49.473		10	36.589	101.0	31.011	118.2	41.905		240.0	1:49.505	
3	36.953	97.2	31.216	118.3	41.462		239.5	1:49.631		11	36.521	100.6	31.320	122.7	41.826		234.3	1:49.667	
4	36.985	97.5	<u>30.891</u>	123.1	41.532		240.0	1:49.408		12	36.522	101.9	31.068	119.2	41.954		234.3	1:49.544	
5	<u>36.249</u>	101.2	30.940	119.7	41.395		<u>241.6</u>	<u>1:48.584</u>		13	36.537	103.0	31.157	<u>123.7</u>	41.871		238.4	1:49.565	
6	36.490	99.3	31.049	119.9	41.431		240.0	1:48.970		14	36.688	100.7	31.182	123.3	41.780		236.3	1:49.650	
7	36.623	100.6	31.326	120.3	41.610		240.5	1:49.559		15	36.384	<u>103.2</u>			41.917		235.8	1:49.403	
8	36.689	100.4	31.460	118.8	41.721		236.3	1:49.870		16									

57 DANIAL SHAHRI L									HONDA										
lap	Sect-1	Speed	Sect-2	Speed	Sect-3	Speed	TopSpeed	laptime	pit	lap	Sect-1	Speed	Sect-2	Speed	Sect-3	Speed	Topspeed	laptime	pit
1		92.9	31.455	120.8	41.443		164.6	1:48.613		5	<u>36.430</u>	98.3	31.098	<u>122.4</u>	41.660		238.4	<u>1:49.188</u>	
2	37.093	94.6	30.997	118.7	<u>41.338</u>		<u>242.7</u>	1:49.428		6	36.541	<u>99.7</u>	31.119	115.9	41.786		237.9	1:49.446	
3	37.100	96.3	30.981	118.2	41.770		237.9	1:49.851		7	36.763	97.8	31.151	120.3	41.913		238.9	1:49.827	
4	37.277	95.2	<u>30.964</u>	120.1	41.743		242.2	1:49.984		8	36.896	98.5	31.250	119.6	41.822		231.8	1:49.968	

67 CASEY JAMES O'GORMAN									HONDA										
lap	Sect-1	Speed	Sect-2	Speed	Sect-3	Speed	TopSpeed	laptime	pit	lap	Sect-1	Speed	Sect-2	Speed	Sect-3	Speed	Topspeed	laptime	pit
1		97.7	30.985	115.8	41.474		144.6	1:49.165		9	<u>35.898</u>	99.1	30.738	116.3	<u>41.200</u>		241.1	1:47.836	
2	37.074	98.2	30.792	120.8	41.272		232.3	1:49.138		10	35.985	98.5	30.832	115.1	41.460		242.2	1:48.277	
3	36.421	99.6	30.897	119.9	41.498		233.3	1:48.816		11	36.069	98.9	30.863	115.1	41.635		236.8	1:48.567	
4	36.524	98.5	30.899	119.2	41.452		235.8	1:48.875		12	36.306	98.8	30.933	114.9	41.889		236.8	1:49.128	



FIM JUNIORGP WORLD CHAMPIONSHIP - PORTIMAO

Autódromo Internacional do Algarve

JuniorGP

20 - 23 June 2024

Laps and Sector Times - RACE 1 - 15 LAPS

Autodromo Internacional Algarve - 4592mtr.

5	36.539	98.7	31.835	<u>121.2</u>	41.712	240.5	1:50.086	13	36.442	97.6	31.166	115.6	41.760	233.8	1:49.368
6	36.113	99.8	<u>30.711</u>	119.2	41.300	238.9	1:48.124	14	36.443	97.7	31.065	115.1	41.912	233.3	1:49.420
7	36.005	<u>101.0</u>	30.758	118.8	41.281	<u>242.7</u>	1:48.044	15	36.497	97.4	31.110	115.4	41.953	233.8	1:49.560
8	35.905	99.7	30.724	118.4	41.204	237.9	<u>1:47.833</u>	16							

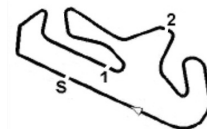
72	EDOARDO LIGUORI								KTM										
lap	Sect-1	Speed	Sect-2	Speed	Sect-3	Speed	TopSpeed	laptime	pit	lap	Sect-1	Speed	Sect-2	Speed	Sect-3	Speed	Topspeed	laptime	pit
1	37.416	96.8	31.564	114.3	42.058		236.8	1:51.038		5	36.923	101.0	31.736	111.6	42.378		237.4	1:51.037	
2	37.215	97.2	31.520	111.1	42.401		236.8	1:51.136		6	36.652	<u>104.4</u>	31.996	113.4	42.464		234.3	1:51.112	
3	36.646	100.5	<u>31.278</u>	<u>117.4</u>	<u>42.056</u>		<u>237.9</u>	<u>1:49.980</u>		7	36.754	102.2	32.575	110.1	Pit In		235.8	2:18.576	
4	<u>36.544</u>	99.9	31.331	115.1	42.143		<u>237.9</u>	1:50.018		8									

78	JAKOB ROSENTHALER								HUSQVARNA										
lap	Sect-1	Speed	Sect-2	Speed	Sect-3	Speed	TopSpeed	laptime	pit	lap	Sect-1	Speed	Sect-2	Speed	Sect-3	Speed	Topspeed	laptime	pit
1		96.2	31.411	114.8	41.849		150.0	2:04.801		9	36.211	101.8	31.880	118.0	42.389		240.5	1:50.480	
2	37.027	97.3	30.934	118.7	41.671		237.4	1:49.632		10	<u>35.778</u>	<u>105.1</u>	<u>30.692</u>	<u>121.2</u>	41.587		<u>242.2</u>	<u>1:48.057</u>	
3	36.523	98.2	31.023	117.4	44.846		240.0	1:52.392		11	36.043	100.0	30.870	116.4	42.315		239.5	1:49.228	
4	36.614	100.5	31.055	116.9	41.793		238.4	1:49.462		12	36.246	101.0	31.140	119.2	42.068		241.6	1:49.454	
5	36.059	103.0	30.878	118.8	41.503		239.5	1:48.440		13	36.154	101.5	30.961	118.0	41.780		238.4	1:48.895	
6	36.049	99.0	30.996	117.4	<u>41.319</u>		241.6	1:48.364		14	36.300	100.0	31.025	118.2	41.841		239.5	1:49.166	
7	36.209	99.4	31.222	114.4	41.665		241.1	1:49.096		15	36.054	100.9	30.947	117.9	41.629		235.8	1:48.630	
8	36.246	97.9	31.044	116.3	42.011		239.5	1:49.301		16									

83	ÁLVARO CARPE								HUSQVARNA										
lap	Sect-1	Speed	Sect-2	Speed	Sect-3	Speed	TopSpeed	laptime	pit	lap	Sect-1	Speed	Sect-2	Speed	Sect-3	Speed	Topspeed	laptime	pit
1		100.7	31.097	115.3	41.581		144.8	1:48.917		9	<u>35.772</u>	101.3	30.813	117.5	41.352		241.1	1:47.937	
2	36.721	101.7	31.001	119.5	41.404		234.3	1:49.126		10	35.899	101.2	30.839	121.3	41.213		237.4	1:47.951	
3	36.131	104.4	31.070	121.3	41.618		236.3	1:48.819		11	36.100	101.3	30.875	116.1	41.582		231.8	1:48.557	
4	36.723	96.7	31.004	119.9	41.447		235.8	1:49.174		12	35.791	104.0	30.819	120.0	41.356		238.9	1:47.966	
5	36.083	103.8	31.005	122.4	41.541		<u>244.3</u>	1:48.629		13	36.079	102.0	30.877	116.0	41.416		235.3	1:48.372	
6	36.036	105.5	30.898	123.0	41.462		234.8	1:48.396		14	35.954	104.9	30.891	119.9	41.347		238.9	1:48.192	
7	35.904	104.7	30.853	<u>124.4</u>	41.446		235.8	1:48.203		15	35.951	104.0	<u>30.755</u>	118.0	<u>41.193</u>		234.8	<u>1:47.899</u>	
8	35.996	102.2	30.821	119.9	41.473		236.3	1:48.290		16									

89	MARCOS URI ARTE								CFMOTO										
lap	Sect-1	Speed	Sect-2	Speed	Sect-3	Speed	TopSpeed	laptime	pit	lap	Sect-1	Speed	Sect-2	Speed	Sect-3	Speed	Topspeed	laptime	pit
1		97.6	31.157	123.7	41.651		152.8	1:49.315		8	<u>36.024</u>	102.2	30.905	119.1	41.686		243.2	1:48.615	
2	36.407	<u>104.8</u>	31.011	122.0	41.176		240.0	1:48.594		9	36.728	99.3	31.007	117.8	41.669		238.4	1:49.404	
3	36.569	98.5	<u>30.605</u>	125.7	41.405		242.7	1:48.579		10	36.405	98.6	30.793	120.4	41.614		241.6	1:48.812	
4	36.283	98.1	30.794	121.5	41.663		243.2	1:48.740		11	36.316	100.7	30.888	126.0	41.783		240.5	1:48.987	
5	36.346	96.5	31.317	122.7	41.684		<u>245.5</u>	1:49.347		12	36.539	99.2	30.750	125.4	41.932		237.4	1:49.221	
6	36.415	99.3	30.889	124.4	<u>41.161</u>		242.2	<u>1:48.465</u>		13	36.593	101.3	30.721	127.4	41.784		231.3	1:49.098	
7	36.580	100.1	30.741	123.3	41.352		242.2	1:48.673		14	36.330	100.7	30.984	125.9	41.945		237.4	1:49.259	

91	KOTARO UCHI UMI								KTM										
lap	Sect-1	Speed	Sect-2	Speed	Sect-3	Speed	TopSpeed	laptime	pit	lap	Sect-1	Speed	Sect-2	Speed	Sect-3	Speed	Topspeed	laptime	pit
1		95.7	32.256	115.5	41.824		160.5	1:50.274		9	36.499	100.1	31.012	114.3	41.783		238.4	1:49.294	
2	37.122	97.7	31.050	118.0	<u>41.450</u>		<u>239.5</u>	1:49.622		10	36.870	99.7	31.232	114.0	42.224		235.3	1:50.326	



FIM JUNIORGP WORLD CHAMPIONSHIP - PORTIMAO

Autódromo Internacional do Algarve

JuniorGP

20 - 23 June 2024

Laps and Sector Times - RACE 1 - 15 LAPS

Autodromo Internacional Algarve - 4592mtr.

3	36.766	98.6	30.955	120.3	41.624	236.8	1:49.345	11	36.941	98.6	30.982	<u>121.2</u>	41.922	233.3	1:49.845
4	36.610	97.7	<u>30.814</u>	120.8	41.699	236.3	<u>1:49.123</u>	12	36.975	99.4	31.040	115.3	41.767	233.8	1:49.782
5	<u>36.405</u>	98.7	31.053	118.6	42.125	238.4	1:49.583	13	36.687	<u>104.2</u>	31.293	120.9	41.880	233.8	1:49.860
6	36.836	99.6	30.855	120.5	41.612	235.8	1:49.303	14	36.694	103.5	31.239	118.7	41.982	230.8	1:49.915
7	36.637	97.8	31.018	118.6	41.749	<u>239.5</u>	1:49.404	15	36.889	99.4	31.247	116.3	41.988	229.8	1:50.124
8	36.563	100.9	31.012	120.9	41.669	238.9	1:49.244	16							

93 ARBI ADI TAMA									HONDA										
lap	Sect-1	Speed	Sect-2	Speed	Sect-3	Speed	TopSpeed	laptime	pit	lap	Sect-1	Speed	Sect-2	Speed	Sect-3	Speed	Topspeed	laptime	pit
1		94.6	31.526	119.7	<u>41.062</u>		162.9	1:49.169	9	<u>36.075</u>	<u>106.0</u>	48.805	119.9	42.247			238.9	2:07.127	
2	36.885	93.7	31.001	115.3	41.177		237.9	1:49.063	10	36.466	97.4	31.261	118.0	41.845			234.3	1:49.572	
3	36.926	96.9	<u>30.896</u>	<u>126.3</u>	41.790		237.4	1:49.612	11	36.259	98.6	31.148	117.0	42.342			233.8	1:49.749	
4	36.100	99.4	30.963	116.8	41.579		<u>239.5</u>	1:48.642	12	36.628	99.5	31.056	125.6	41.919			236.8	1:49.603	
5	36.168	98.3	30.941	121.3	41.405		236.8	1:48.514	13	36.498	97.4	31.176	118.8	41.871			234.3	1:49.545	
6	36.157	97.5	31.018	120.4	41.326		236.8	<u>1:48.501</u>	14	36.556	98.4	31.190	119.9	41.658			229.3	1:49.404	
7	36.294	96.5	30.967	119.2	41.480		237.4	1:48.741	15	36.283	99.1	31.145	120.8	41.702			232.8	1:49.130	
8	36.457	96.6	30.988	119.1	41.592		233.3	1:49.037	16										

94 FACUNDO LLAMBIAS									HONDA										
lap	Sect-1	Speed	Sect-2	Speed	Sect-3	Speed	TopSpeed	laptime	pit	lap	Sect-1	Speed	Sect-2	Speed	Sect-3	Speed	Topspeed	laptime	pit
1		102.8	30.850	123.1	41.348		145.9	1:48.436	9	36.678	100.6	31.300	128.0	41.679			242.2	1:49.657	
2	36.793	101.6	30.788	120.9	41.445		237.4	1:49.026	10	36.888	100.2	30.789	126.0	41.425			233.8	1:49.102	
3	36.731	101.4	30.837	124.4	41.374		233.3	1:48.942	11	<u>36.022</u>	101.9	30.768	121.9	41.704			237.4	1:48.494	
4	36.509	99.5	30.890	122.6	41.548		236.3	1:48.947	12	36.603	99.1	<u>30.720</u>	123.9	41.757			240.0	1:49.080	
5	36.766	101.0	31.842	118.6	41.610		237.9	1:50.218	13	36.887	100.8	30.939	<u>128.4</u>	41.884			229.3	1:49.710	
6	36.066	<u>103.4</u>	31.109	126.2	<u>41.155</u>		<u>244.3</u>	<u>1:48.330</u>	14	36.182	102.0	30.997	122.6	41.829			238.4	1:49.008	
7	36.289	100.7	30.822	122.4	41.281		242.7	1:48.392	15	36.289	101.8	30.835	126.3	42.480			243.2	1:49.604	
8	36.414	102.0	30.817	118.6	41.730		233.3	1:48.961	16										

96 GUIDO PINI									KTM										
lap	Sect-1	Speed	Sect-2	Speed	Sect-3	Speed	TopSpeed	laptime	pit	lap	Sect-1	Speed	Sect-2	Speed	Sect-3	Speed	Topspeed	laptime	pit
1		96.9	31.036	119.1	41.464		144.0	1:49.729	9	35.890	104.3	30.837	120.4	41.350			239.5	1:48.077	
2	36.996	98.9	30.816	117.9	41.638		240.0	1:49.450	10	35.828	105.4	30.868	120.8	41.418			238.4	1:48.114	
3	36.537	100.0	<u>30.759</u>	119.5	41.357		238.4	1:48.653	11	35.892	103.9	30.947	116.6	41.425			236.8	1:48.264	
4	36.459	99.9	30.886	120.3	41.376		237.9	1:48.721	12	35.920	103.6	30.822	120.8	41.499			236.3	1:48.241	
5	36.357	<u>105.5</u>	32.254	120.7	41.350		235.8	1:49.961	13	35.830	105.3	30.985	119.2	41.395			235.8	1:48.210	
6	35.838	102.1	30.765	120.4	41.216		<u>241.1</u>	1:47.819	14	35.971	103.9	30.854	122.6	41.456			235.3	1:48.281	
7	<u>35.726</u>	103.6	30.786	121.5	<u>41.027</u>		238.4	<u>1:47.539</u>	15	35.855	105.4	30.772	<u>123.6</u>	41.395			236.8	1:48.022	
8	35.815	105.3	30.891	121.9	41.317		239.5	1:48.023	16										