

## FIM JUNIORGP WORLD CHAMPIONSHIP - PORTIMAO

Autódromo Internacional do Algarve

JuniorGP

20 - 23 June 2024

Laps and Sector Times - Practice

Autodromo Internacional Algarve - 4592mtr.

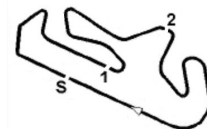
2 LORIS SCHÖNROCK										KTM									
lap	Sect-1	Speed	Sect-2	Speed	Sect-3	Speed	TopSpeed	laptime	pit	lap	Sect-1	Speed	Sect-2	Speed	Sect-3	Speed	Topspeed	laptime	pit
1	Pit Out	93.8	33.109	107.6	44.242			2:01.735		9	38.902	93.3	32.790	112.9	44.040		219.1	1:55.732	
2	38.615	95.6	32.520	112.0	43.928		222.2	1:55.063		10	38.730	94.3	32.454	<u>113.4</u>	44.045		222.7	1:55.229	
3	38.471	93.6	<u>32.292</u>	113.2	43.936		220.9	<del>1:54.699</del> D		11	<u>37.974</u>	95.1	32.692	109.2	43.887		<u>225.5</u>	<u>1:54.553</u>	
4	39.043	90.3	34.291	108.5	Pit In		216.9	2:16.367		12	39.916	92.8	32.956	110.2	Pit In		220.9	2:17.815	
5	Pit Out	83.1	35.370	103.5	45.959			45:38.578		13	Pit Out	96.3	33.765	107.2	44.801			8:41.725	
6	39.715	86.9	33.137	112.3	44.975		223.6	1:57.827		14	38.494	93.8	32.425	112.1	<u>43.848</u>		222.2	1:54.767	
7	38.831	94.6	32.957	111.7	44.764		221.3	1:56.552		15	38.480	93.7	32.669	109.2	44.187		222.2	1:55.336	
8	39.023	91.1	32.623	111.3	44.389		222.7	1:56.035		16	38.588	<u>97.8</u>	32.912	110.4	44.092		220.0	1:55.592	

4 MILAN PAWELEC										HUSQVARNA									
lap	Sect-1	Speed	Sect-2	Speed	Sect-3	Speed	TopSpeed	laptime	pit	lap	Sect-1	Speed	Sect-2	Speed	Sect-3	Speed	Topspeed	laptime	pit
1	Pit Out	92.6	32.056	112.7	42.408			1:57.960		8	36.603	99.2	31.305	120.0	42.126		<u>230.8</u>	1:50.034	
2	36.742	96.3	31.165	115.6	41.510		229.8	1:49.417		9	40.434	95.7	32.109	112.7	44.470		227.4	1:57.013	
3	36.327	99.4	<u>30.968</u>	119.2	41.325		<u>230.8</u>	<u>1:48.620</u>		10	37.242	96.9	31.364	118.4	Pit In		229.3	2:10.194	
4	36.643	97.8	31.120	119.6	<u>41.290</u>		227.4	1:49.053		11	Pit Out	94.7	36.751	110.8	42.057			14:53.439	
5	44:32.348	88.8	33.477	109.1	45.099		229.8	45:50.924		12	<u>36.319</u>	100.7	31.091	120.3	41.636		228.8	1:49.046	
6	36.861	97.6	31.431	117.5	42.631		228.3	1:50.923		13	36.414	<u>102.5</u>	30.995	119.9	41.355		230.3	1:48.764	
7	36.718	99.2	31.116	<u>120.4</u>	42.342		229.3	1:50.176		14									

5 LEO RAMMERSTORFER										HUSQVARNA									
lap	Sect-1	Speed	Sect-2	Speed	Sect-3	Speed	TopSpeed	laptime	pit	lap	Sect-1	Speed	Sect-2	Speed	Sect-3	Speed	Topspeed	laptime	pit
1	Pit Out	89.8	31.810	116.6	45.600			2:01.708		9	36.933	96.5	31.335	118.4	42.414		228.8	1:50.682	
2	36.740	94.2	31.030	122.3	41.764		<u>238.9</u>	1:49.534		10	37.135	97.3	31.309	120.4	Pit In		228.8	2:11.730	
3	36.368	98.1	30.877	120.8	<u>41.263</u>		236.8	<u>1:48.508</u>		11	Pit Out	91.6	31.567	119.3	42.122			7:25.860	
4	36.351	95.0	30.722	121.6	41.523		236.8	1:48.596		12	36.326	<u>105.1</u>	31.349	120.3	41.824		230.8	<del>1:49.499</del> D	
5	48:12.091	89.3	32.299	111.3	45.040		232.3	49:29.430		13	36.293	98.9	30.899	123.4	41.523		233.3	1:48.715	
6	37.058	96.2	31.497	118.6	42.857		228.3	1:51.412		14	<u>36.268</u>	97.0	<u>30.646</u>	<u>124.4</u>	44.408		232.8	1:51.322	
7	36.921	96.2	31.240	121.8	42.686		230.3	1:50.847		15	36.415	97.7	31.092	120.1	42.478		234.3	1:49.985	
8	36.651	98.1	31.152	120.9	42.290		230.8	<del>1:50.093</del> D		16									

8 EDDIE O'SHEA										HONDA									
lap	Sect-1	Speed	Sect-2	Speed	Sect-3	Speed	TopSpeed	laptime	pit	lap	Sect-1	Speed	Sect-2	Speed	Sect-3	Speed	Topspeed	laptime	pit
1	Pit Out	91.9	32.728	119.7	42.067			2:07.066		6	Pit Out	99.1	32.115	119.6	41.859			8:51.609	
2	36.296	101.2	30.927	120.4	41.431		238.4	<del>1:48.654</del> D		7	3:30.576	85.6	36.153	108.9	Pit In		<u>243.8</u>	5:11.224	
3	36.168	<u>102.5</u>	30.934	<u>123.6</u>	<u>41.416</u>		241.1	1:48.518		8	Pit Out	96.2	32.185	111.7	42.177			7:22.612	
4	36.238	97.0	30.903	116.0	41.968		236.8	1:49.109		9	35.992	98.0	<u>30.815</u>	121.1	41.419		237.9	<u>1:48.226</u>	
5	<u>45:54.208</u>	94.7	31.604	113.7	Pit In		241.6	47:30.063		10	36.474	98.8	30.898	123.3	41.464		237.9	1:48.836	

11 ADRIÁN CRUCES										KTM									
lap	Sect-1	Speed	Sect-2	Speed	Sect-3	Speed	TopSpeed	laptime	pit	lap	Sect-1	Speed	Sect-2	Speed	Sect-3	Speed	Topspeed	laptime	pit
1	Pit Out	103.2	36.092	107.1	48.855			2:07.919		7	36.677	101.6	31.077	112.6	Pit In		230.8	2:10.295	
2	36.458	101.0	31.066	111.0	41.453		232.8	1:48.977		8	Pit Out	103.2	31.923	112.7	43.405			16:58.154	
3	36.161	105.2	30.951	114.4	<u>41.413</u>		232.8	<u>1:48.525</u>		9	36.619	104.3	31.178	113.0	43.131		226.9	1:50.928	
4	<u>36.092</u>	103.2	<u>30.779</u>	115.3	46.875		232.8	1:53.746		10	36.339	103.8	30.976	117.4	41.750		231.8	1:49.065	
5	44:13.906	86.7	35.867	101.0	58.636		<u>238.9</u>	45:48.409		11	36.264	106.0	32.494	115.5	42.399		231.3	1:51.157	
6	36.832	102.6	31.290	113.8	43.857		229.3	1:51.979		12	36.228	<u>106.6</u>	30.876	115.0	41.623		230.3	1:48.727	



## FIM JUNIORGP WORLD CHAMPIONSHIP - PORTIMAO

Autódromo Internacional do Algarve

JuniorGP

20 - 23 June 2024

Laps and Sector Times - Practice

Autodromo Internacional Algarve - 4592mtr.

13 HAKIM DANISH										KTM									
lap	Sect-1	Speed	Sect-2	Speed	Sect-3	Speed	TopSpeed	laptime	pit	lap	Sect-1	Speed	Sect-2	Speed	Sect-3	Speed	Topspeed	laptime	pit
1	Pit Out	85.4	34.431	111.1	47.245			2:18.114		7	36.707	100.3	31.375	120.8	42.288		229.8	1:50.370	
2	36.456	98.3	31.238	118.6	41.671		<u>240.5</u>	1:49.365		8	36.367	102.3	31.194	120.4	42.493		231.3	<del>1:50.054</del> D	
3	36.491	101.7	31.010	123.7	<u>41.583</u>		237.9	1:49.084		9	37.671	94.4	31.964	117.6	Pit In		228.3	2:11.003	
4	36.233	101.0	<u>30.879</u>	120.5	Pit In		240.0	2:24.542		10	Pit Out	<u>105.9</u>	31.692	<u>124.0</u>	42.561			15:23.853	
5	Pit Out	94.5	32.320	113.4	43.535			44:27.880		11	<u>36.208</u>	103.3	30.928	121.3	41.808		229.3	<u>1:48.944</u>	
6	36.965	99.2	31.601	118.2	42.806		228.8	<del>1:51.372</del> D		12									

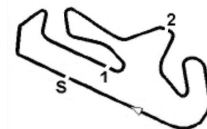
14 CORMAC BUCHANAN										KTM									
lap	Sect-1	Speed	Sect-2	Speed	Sect-3	Speed	TopSpeed	laptime	pit	lap	Sect-1	Speed	Sect-2	Speed	Sect-3	Speed	Topspeed	laptime	pit
1	Pit Out	86.5	34.714	97.3	47.830			2:14.606		5	06:33.050	<u>103.6</u>	31.979	107.4	43.224		231.3	1:07:48.253	
2	36.335	102.5	30.795	116.8	<u>41.071</u>		235.8	1:48.201		6	36.385	100.2	31.571	114.0	42.334		236.3	1:50.290	
3	36.708	102.4	30.981	115.1	42.344		<u>241.6</u>	1:50.033		7	36.298	102.0	30.971	<u>119.2</u>	41.964		234.8	1:49.233	
4	<u>36.056</u>	102.6	<u>30.656</u>	118.8	41.436		238.4	<u>1:48.148</u>		8	36.577	100.9	31.073	118.0	41.936		233.3	1:49.586	

17 GEOFFREY EMMANUEL										KTM									
lap	Sect-1	Speed	Sect-2	Speed	Sect-3	Speed	TopSpeed	laptime	pit	lap	Sect-1	Speed	Sect-2	Speed	Sect-3	Speed	Topspeed	laptime	pit
1	Pit Out	<u>100.8</u>	32.881	105.1	43.081			1:59.192		8	37.375	95.3	31.911	111.8	42.915		<u>230.8</u>	<del>1:52.204</del> D	
2	37.599	92.6	31.901	114.2	42.500		224.1	1:52.000		9	37.227	95.8	32.120	116.1	Pit In		228.3	2:17.203	
3	37.282	99.3	32.248	109.5	42.743		227.4	1:52.273		10	Pit Out	91.4	35.987	98.7	45.988			10:10.005	
4	37.123	100.2	32.565	102.6	44.748		225.0	<del>1:54.436</del> D		11	37.136	97.2	32.203	114.3	42.567		227.4	1:51.906	
5	49:09.664	95.8	31.982	109.4	43.888		223.6	50:25.534		12	<u>36.992</u>	99.1	31.930	113.8	42.502		228.8	<u>1:51.424</u>	
6	37.600	96.7	31.932	116.3	43.223		229.3	<del>1:52.755</del> D		13	37.734	99.6	<u>31.469</u>	118.6	<u>42.480</u>		224.5	1:51.683	
7	37.358	99.6	31.912	<u>119.2</u>	43.687		226.4	1:52.957		14									

19 ALESSANDRO MOROSI										CFMOTO									
lap	Sect-1	Speed	Sect-2	Speed	Sect-3	Speed	TopSpeed	laptime	pit	lap	Sect-1	Speed	Sect-2	Speed	Sect-3	Speed	Topspeed	laptime	pit
1	Pit Out	84.8	32.683	108.1	45.179			2:12.556		6	Pit Out	99.1	31.286	120.8	42.707			21:39.628	
2	<u>36.392</u>	96.9	<u>30.578</u>	118.3	<u>41.422</u>		238.9	<u>1:48.392</u>		7	36.558	<u>104.1</u>	31.148	120.9	42.396		231.3	<del>1:50.102</del> D	
3	37.544	98.7	33.377	117.9	41.617		234.3	1:52.538		8	36.470	102.4	31.143	120.7	42.068		232.8	1:49.681	
4	37.848	98.6	30.923	118.8	Pit In		<u>240.5</u>	2:11.524		9	36.596	99.4	31.028	<u>121.5</u>	42.465		236.3	1:50.089	
5	Pit Out	82.9	37.751	109.3	Pit In			46:01.030		10									

20 JAKKREEPHAT PHUETTI SAN										HONDA									
lap	Sect-1	Speed	Sect-2	Speed	Sect-3	Speed	TopSpeed	laptime	pit	lap	Sect-1	Speed	Sect-2	Speed	Sect-3	Speed	Topspeed	laptime	pit
1	Pit Out	80.2	34.709	109.0	46.065			2:15.503		3	36.868	94.8	31.518	111.3	<u>42.094</u>		238.9	<u>1:50.480</u>	
2	37.570	87.6	31.566	111.5	42.108		238.9	1:51.244		4									

21 RUCHÉ MOODLEY										KTM									
lap	Sect-1	Speed	Sect-2	Speed	Sect-3	Speed	TopSpeed	laptime	pit	lap	Sect-1	Speed	Sect-2	Speed	Sect-3	Speed	Topspeed	laptime	pit
1	Pit Out	94.7	35.465	102.4	48.670			2:07.571		7	36.709	98.6	31.144	111.3	Pit In		233.8	2:12.291	
2	38.689	98.1	31.039	116.0	41.678		232.8	<del>1:51.406</del> D		8	Pit Out	98.6	33.237	110.0	44.742			16:48.152	
3	36.641	99.7	<u>30.672</u>	116.6	41.416		232.3	1:48.729		9	36.407	99.2	30.733	<u>121.8</u>	41.945		<u>234.8</u>	1:49.085	
4	36.461	99.0	30.737	116.9	41.902		233.8	1:49.100		10	36.265	100.5	30.807	118.7	41.540		<u>234.8</u>	<u>1:48.612</u>	
5	44:15.550	89.3	35.479	100.5	59.491		232.8	45:50.520		11	<u>36.172</u>	100.1	30.692	120.7	41.754		234.3	1:48.618	
6	36.970	97.3	31.083	112.3	43.883		229.8	1:51.936		12	36.354	<u>102.0</u>	30.997	116.3	<u>41.400</u>		229.3	1:48.751	


**FIM JUNIORGP WORLD CHAMPIONSHIP - PORTIMAO**

Autódromo Internacional do Algarve

JuniorGP

20 - 23 June 2024

Laps and Sector Times - Practice

Autodromo Internacional Algarve - 4592mtr.

25		LEONARDO ABRUZZO								KTM									
lap	Sect-1	Speed	Sect-2	Speed	Sect-3	Speed	TopSpeed	laptime	pit	lap	Sect-1	Speed	Sect-2	Speed	Sect-3	Speed	Topspeed	laptime	pit
1	Pit Out	86.5	33.220	90.3	47.619			2:14.143		3	36.381	99.4	31.076	<u>121.5</u>	41.451		<u>235.8</u>	1:48.908	
2		36.651	94.4	30.984	120.3	<u>41.396</u>		232.8	1:49.031	4	<u>36.369</u>	<u>101.9</u>	<u>30.887</u>	120.5	41.530		233.3	<u>1:48.786</u>	

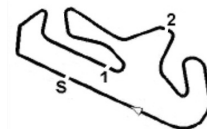
27		RICO SALMELA								HUSQVARNA									
lap	Sect-1	Speed	Sect-2	Speed	Sect-3	Speed	TopSpeed	laptime	pit	lap	Sect-1	Speed	Sect-2	Speed	Sect-3	Speed	Topspeed	laptime	pit
1	Pit Out	95.2	31.394	120.7	42.024			1:57.157		6	36.408	103.7	31.179	112.6	42.121		232.8	1:49.708	
2		35.895	<u>106.9</u>	31.034	119.9	41.063		<u>238.4</u>	<u>1:47.992</u> D	7	36.277	100.2	30.922	121.8	41.787		233.3	1:48.986	
3		37.525	100.7	31.271	<u>122.7</u>	41.226		233.8	1:50.022	8	37.962	100.4	31.159	119.3	41.841		232.3	1:50.962	
4		<u>35.763</u>	101.2	<u>30.725</u>	119.6	<u>41.020</u>		234.8	<u>1:47.508</u>	9	36.079	103.0	30.846	121.9	41.459		232.8	1:48.384	
5	05:24.835	95.3	31.928	117.4	43.169			235.3	<u>1:06:39.932</u>	10									

28		MÁXIMO QUILES								HONDA									
lap	Sect-1	Speed	Sect-2	Speed	Sect-3	Speed	TopSpeed	laptime	pit	lap	Sect-1	Speed	Sect-2	Speed	Sect-3	Speed	Topspeed	laptime	pit
1	Pit Out	95.5	31.158	115.4	41.241			1:54.817		8	36.363	97.7	31.071	115.0	41.958		232.8	1:49.392	
2		36.202	99.4	30.677	116.5	<u>41.090</u>		234.8	<u>1:47.969</u>	9	37.146	93.1	31.851	116.9	Pit In		232.8	2:11.356	
3		36.055	99.4	<u>30.622</u>	116.1	41.102		234.8	<u>1:47.779</u> D	10	Pit Out	95.8	31.838	114.5	42.799			7:15.821	
4		36.016	99.3	30.840	118.2	41.467		235.3	1:48.323	11	37.782	100.4	31.334	109.8	42.251		222.7	<u>1:51.367</u> D	
5	<u>48:21.882</u>	93.5	32.400	108.5	43.450			<u>235.8</u>	49:37.732	12	36.505	101.7	31.126	116.5	42.191		229.3	<u>1:49.822</u> D	
6		36.573	98.0	31.040	114.5	41.996		231.3	1:49.609	13	36.537	99.7	31.286	115.3	Pit In		231.8	2:10.528	
7		36.515	98.0	31.372	111.6	42.130		231.8	1:50.017	14	Pit Out	95.7	31.205	114.2	42.195			<u>3:20.773</u>	

29		KEVIN FARKAS								KTM									
lap	Sect-1	Speed	Sect-2	Speed	Sect-3	Speed	TopSpeed	laptime	pit	lap	Sect-1	Speed	Sect-2	Speed	Sect-3	Speed	Topspeed	laptime	pit
1	Pit Out	81.8	39.993	95.8	48.045			2:17.400		7	37.704	92.5	32.417	114.6	Pit In		233.8	2:15.912	
2		37.760	89.3	31.423	116.1	<u>41.788</u>		<u>241.1</u>	1:50.971	8	Pit Out	94.2	38.991	108.3	46.212			17:30.504	
3		36.990	92.5	31.831	113.2	42.128		238.9	<u>1:50.949</u>	9	<u>36.899</u>	97.6	31.831	115.5	42.466		231.8	1:51.196	
4		39.382	90.8	31.350	117.4	51.782		235.3	2:02.514	10	37.653	95.0	33.832	116.6	43.289		231.8	1:54.774	
5	44:14.773	86.5	<u>35.750</u>	105.3	59.172			<u>241.1</u>	45:49.695	11	36.942	<u>97.7</u>	31.572	<u>119.2</u>	42.453		232.3	1:50.967	
6		37.617	93.6	31.822	117.3	43.631		233.3	1:53.070	12									

34		CESARE TIEZZI								KTM									
lap	Sect-1	Speed	Sect-2	Speed	Sect-3	Speed	TopSpeed	laptime	pit	lap	Sect-1	Speed	Sect-2	Speed	Sect-3	Speed	Topspeed	laptime	pit
1	Pit Out	87.3	34.638	97.0	49.096			2:10.922		8	37.133	97.0	32.193	114.5	43.162		229.8	1:52.488	
2		37.015	95.0	31.246	117.4	<u>41.970</u>		235.8	1:50.231	9	37.369	99.2	31.766	117.0	42.983		225.0	1:52.118	
3		37.265	94.8	32.298	118.7	42.387		234.8	1:51.950	10	37.479	96.7	32.643	115.9	Pit In		225.0	2:14.404	
4		36.850	92.6	<u>30.994</u>	121.3	42.186		<u>237.4</u>	1:50.030	11	Pit Out	<u>105.9</u>	32.816	116.9	43.149			9:57.651	
5	44:17.645	84.0	34.899	101.5	48.566			<u>237.4</u>	45:41.110	12	36.596	96.7	31.235	122.4	42.438		234.3	1:50.269	
6		37.969	94.1	32.133	116.0	Pit In		227.8	2:16.741	13	<u>36.332</u>	99.7	31.114	<u>124.4</u>	42.310		231.3	<u>1:49.756</u>	
7	Pit Out	93.3	32.464	110.8	44.622			4:36.275		14	39.530	94.2	32.348	116.6	42.932		229.8	<u>1:54.816</u> D	

36		ANGUS GRENFELL								KTM									
lap	Sect-1	Speed	Sect-2	Speed	Sect-3	Speed	TopSpeed	laptime	pit	lap	Sect-1	Speed	Sect-2	Speed	Sect-3	Speed	Topspeed	laptime	pit
1	Pit Out	85.5	36.045	98.1	46.188			2:12.660		7	36.963	101.3	31.362	117.4	42.537		228.8	1:50.862	
2		37.286	94.4	31.728	112.6	41.838		225.0	1:50.852	8	36.721	101.7	31.135	117.5	42.081		225.9	1:49.937	
3		36.585	103.2	31.215	117.1	42.114		234.3	<u>1:49.914</u> D	9	36.529	<u>103.4</u>	31.202	116.8	<u>41.734</u>		230.8	<u>1:49.465</u> D	
4		36.997	100.2	<u>30.971</u>	118.2	41.796		227.8	1:49.764	10	36.572	99.8	31.165	117.6	42.034		238.4	1:49.771	



## FIM JUNIORGP WORLD CHAMPIONSHIP - PORTIMAO

Autódromo Internacional do Algarve

JuniorGP

20 - 23 June 2024

Laps and Sector Times - Practice

Autodromo Internacional Algarve - 4592mtr.

5	01:20.200	89.3	33.990	114.6	42.607	229.8	1:02:36.797	11	36.839	103.1	31.443	<u>119.5</u>	42.352	234.8	1:50.634
6	<u>36.343</u>	102.9	31.132	116.6	41.995	233.8	<u>1:49.470</u>	12							

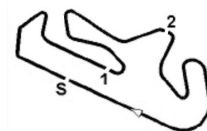
41 AOI UEZU									KTM										
lap	Sect-1	Speed	Sect-2	Speed	Sect-3	Speed	TopSpeed	laptime	pit	lap	Sect-1	Speed	Sect-2	Speed	Sect-3	Speed	Topspeed	laptime	pit
1	Pit Out	95.7	38.932	96.1	51.569			2:16.663		7	37.462	97.9	32.231	115.3	43.090		223.6	<del>1:52.783</del>	D
2	37.657	93.0	31.906	115.1	42.595		230.3	1:52.158		8	37.958	97.5	32.345	114.6	Pit In		227.4	2:14.983	
3	<u>37.386</u>	<u>99.3</u>	31.994	119.1	<u>42.576</u>		231.8	<u>1:51.956</u>		9	Pit Out	97.9	43.376	111.3	44.061			9:39.914	
4	37.444	96.4	<u>31.627</u>	118.3	49.201		228.8	1:58.272		10	37.536	99.2	38.002	111.2	43.617		224.1	1:59.155	
5	51:49.810	91.8	33.088	109.3	47.626		<u>236.3</u>	53:10.524		11	37.645	96.2	32.258	116.6	43.172		223.1	1:53.075	
6	38.039	94.8	32.169	117.5	43.098		223.6	<del>1:53.306</del>	D	12									

45 KGOPOTSO MONONYANE									KTM										
lap	Sect-1	Speed	Sect-2	Speed	Sect-3	Speed	TopSpeed	laptime	pit	lap	Sect-1	Speed	Sect-2	Speed	Sect-3	Speed	Topspeed	laptime	pit
1	Pit Out	88.1	34.131	94.5	49.650			2:15.044		7	36.943	100.1	31.434	114.9	Pit In		226.4	2:10.753	
2	37.292	93.7	<u>31.040</u>	118.4	42.040		232.8	1:50.372		8	Pit Out	91.2	32.924	105.6	43.449			16:18.553	
3	37.029	91.4	31.884	<u>120.7</u>	<u>41.872</u>		232.8	1:50.785		9	<u>36.597</u>	<u>104.0</u>	31.633	116.6	42.458		224.5	1:50.688	
4	41.203	98.5	31.185	113.6	50.363		229.3	2:02.751		10	36.759	97.6	31.251	118.0	42.111		227.4	1:50.121	
5	45:51.002	87.2	32.888	103.9	44.381		<u>236.8</u>	47:08.271		11	36.820	99.3	31.110	116.8	42.029		227.8	<u>1:49.959</u>	
6	37.295	96.9	31.420	115.0	42.668		225.5	1:51.383		12									

47 DODO BOGGIO									KTM										
lap	Sect-1	Speed	Sect-2	Speed	Sect-3	Speed	TopSpeed	laptime	pit	lap	Sect-1	Speed	Sect-2	Speed	Sect-3	Speed	Topspeed	laptime	pit
1	Pit Out	82.9	32.733	113.4	47.257			2:11.277		6	37.640	95.2	32.073	109.4	Pit In		223.1	2:13.880	
2	36.780	96.9	30.848	118.0	41.312		229.8	1:48.940		7	Pit Out	89.8	34.034	103.1	48.174			18:21.746	
3	<u>36.015</u>	<u>102.1</u>	30.984	116.5	<u>41.219</u>		<u>235.8</u>	<u>1:48.218</u>		8	38.046	99.0	31.224	<u>120.4</u>	42.221		224.1	1:51.491	
4	38.762	97.4	32.599	90.5	43.912		227.4	1:55.273		9	36.067	102.0	<u>30.800</u>	118.8	41.743		229.3	1:48.610	
5	46:31.310	79.8	34.276	106.4	46.461		234.8	47:52.047		10	36.765	100.1	31.954	116.4	42.113		225.9	<del>1:50.832</del>	D

48 LENOX PHOMMARA									KTM										
lap	Sect-1	Speed	Sect-2	Speed	Sect-3	Speed	TopSpeed	laptime	pit	lap	Sect-1	Speed	Sect-2	Speed	Sect-3	Speed	Topspeed	laptime	pit
1	Pit Out	100.9	38.264	108.2	49.723			2:15.138		7	37.336	98.7	32.742	116.3	41.988		229.3	<del>1:52.066</del>	D
2	36.943	95.4	31.156	117.1	<u>41.529</u>		232.3	<u>1:49.628</u>		8	36.560	103.3	31.071	115.3	41.999		233.8	1:49.630	
3	40.645	<u>109.6</u>	32.836	114.8	41.987		233.8	1:55.468		9	36.704	101.0	32.347	110.3	Pit In		228.3	2:12.379	
4	<u>36.364</u>	97.5	31.552	<u>119.5</u>	51.364		<u>235.3</u>	1:59.280		10	Pit Out	100.7	31.924	107.7	47.277			7:58.292	
5	51:31.841	95.7	<u>32.296</u>	106.3	45.760		233.3	52:49.897		11	37.205	100.6	31.482	116.6	Pit In		233.8	2:12.675	
6	37.132	100.0	31.524	112.7	42.896		227.4	1:51.552		12									

52 EVAN BELFORD									HONDA										
lap	Sect-1	Speed	Sect-2	Speed	Sect-3	Speed	TopSpeed	laptime	pit	lap	Sect-1	Speed	Sect-2	Speed	Sect-3	Speed	Topspeed	laptime	pit
1	Pit Out	85.1	33.411	109.9	47.245			2:06.848		9	38.659	97.8	32.786	115.5	42.967		230.3	1:54.412	
2	37.316	93.3	31.816	112.0	<u>41.876</u>		236.8	1:51.008		10	37.745	94.9	32.868	119.7	Pit In		233.8	2:14.564	
3	<u>36.351</u>	<u>99.0</u>	31.189	117.5	42.614		<u>239.5</u>	1:50.154		11	Pit Out	98.2	32.837	119.9	42.658			8:49.266	
4	36.662	96.9	31.208	<u>120.3</u>	44.762		236.3	1:52.632		12	36.760	97.8	31.978	103.8	45.292		226.9	1:54.030	
5	46:39.049	91.0	<u>32.847</u>	109.2	44.382		231.8	47:56.278		13	36.949	96.3	32.527	112.4	43.686		229.8	<del>1:53.162</del>	D
6	36.831	96.0	31.241	117.4	42.972		232.3	1:51.044		14	36.560	96.3	31.138	118.4	42.270		233.8	<u>1:49.968</u>	
7	36.775	96.9	31.184	117.5	42.486		231.8	1:50.445		15	36.679	98.5	31.325	119.9	42.761		232.8	1:50.765	
8	37.004	95.7	31.412	117.9	42.469		231.3	1:50.885		16									



## FIM JUNIORGP WORLD CHAMPIONSHIP - PORTIMAO

Autódromo Internacional do Algarve

JuniorGP

20 - 23 June 2024

Laps and Sector Times - Practice

Autodromo Internacional Algarve - 4592mtr.

54 JESÚS RIOS										KTM									
lap	Sect-1	Speed	Sect-2	Speed	Sect-3	Speed	TopSpeed	laptime	pit	lap	Sect-1	Speed	Sect-2	Speed	Sect-3	Speed	Topspeed	laptime	pit
1	Pit Out	94.4	32.475	111.8	43.036			1:58.496		6	36.391	<u>101.3</u>	31.220	121.3	42.011		227.8	1:49.622	
2	36.147	97.6	30.858	119.3	41.367		231.3	1:48.372		7	37.758	95.0	31.680	119.3	Pit In		225.9	2:13.304	
3	36.531	97.5	32.504	118.7	41.211		225.9	1:50.246		8	Pit Out	94.6	31.219	118.0	42.478			9:45.680	
4	<u>35.970</u>	99.8	<u>30.563</u>	123.0	<u>41.120</u>		<u>234.8</u>	<u>1:47.653</u>		9	36.648	98.8	30.981	124.6	41.841		227.4	1:49.470	
5	54: 48.917	93.8	32.248	118.3	43.811		225.5	56:04.976		10	36.384	99.4	30.744	<u>127.5</u>	41.813		227.8	1:48.941	

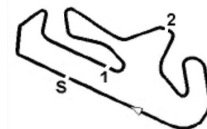
56 AMON ODAKI										HONDA									
lap	Sect-1	Speed	Sect-2	Speed	Sect-3	Speed	TopSpeed	laptime	pit	lap	Sect-1	Speed	Sect-2	Speed	Sect-3	Speed	Topspeed	laptime	pit
1	Pit Out	82.7	32.991	110.3	49.076			2:18.811		7	37.075	98.9	31.582	118.9	43.456		232.8	1:52.113	
2	37.306	96.5	31.161	118.2	41.698		<u>240.5</u>	1:50.165		8	37.066	<u>102.6</u>	31.809	119.9	42.781		229.8	1:51.656	
3	36.673	97.1	<u>31.139</u>	<u>120.1</u>	<u>41.670</u>		237.4	<u>1:49.482</u>		9	38.432	96.9	32.233	118.9	Pit In		230.8	2:13.867	
4	<u>36.669</u>	96.9	31.342	115.9	45.436		240.0	1:53.447		10	Pit Out	99.2	32.328	110.9	42.747			15:16.067	
5	44: 11.604	86.1	37.339	97.5	55.239		232.3	45:44.182		11	37.043	100.6	31.363	118.6	42.026		232.8	<del>1:50.432</del> D	
6	44.792	90.5	34.131	118.4	45.125		229.3	2:04.048		12	36.792	100.1	31.156	117.9	42.205		231.8	1:50.153	

57 DANIAL SHAHRI L										HONDA									
lap	Sect-1	Speed	Sect-2	Speed	Sect-3	Speed	TopSpeed	laptime	pit	lap	Sect-1	Speed	Sect-2	Speed	Sect-3	Speed	Topspeed	laptime	pit
1	Pit Out	83.1	33.068	112.1	50.070			2:17.950		8	36.687	102.6	31.497	118.4	42.370		229.3	1:50.554	
2	36.752	94.2	31.051	116.8	41.600		240.0	1:49.403		9	37.526	<u>102.8</u>	33.663	111.6	Pit In		228.8	2:13.825	
3	36.829	92.9	31.651	113.9	41.745		<u>242.2</u>	1:50.225		10	Pit Out	96.1	31.729	114.5	45.235			15:03.634	
4	36.371	98.2	<u>30.992</u>	117.8	50.908		234.8	1:58.271		11	<u>36.230</u>	99.4	31.004	<u>120.4</u>	<u>41.590</u>		234.8	<u>1:48.824</u>	
5	44: 13.291	81.9	37.955	82.9	57.330		239.5	45:48.576		12	36.462	97.6	31.053	117.3	41.743		232.3	1:49.258	
6	38.264	100.7	32.913	116.5	43.766		227.8	1:54.943		13	36.560	101.5	31.076	116.9	41.790		230.3	<del>1:49.426</del> D	
7	40.598	97.9	31.573	118.0	43.085		233.8	1:55.256		14									

67 CASEY JAMES O'GORMAN										HONDA									
lap	Sect-1	Speed	Sect-2	Speed	Sect-3	Speed	TopSpeed	laptime	pit	lap	Sect-1	Speed	Sect-2	Speed	Sect-3	Speed	Topspeed	laptime	pit
1	Pit Out	93.7	31.164	117.9	41.870			2:00.443		8	36.480	98.8	30.817	116.6	42.451		234.8	<del>1:49.748</del> D	
2	36.342	96.9	30.875	116.3	41.353		234.3	1:48.570		9	37.268	96.5	31.957	<u>119.6</u>	Pit In		232.3	2:11.300	
3	<u>36.048</u>	97.6	<u>30.515</u>	119.3	<u>41.245</u>		234.3	<u>1:47.808</u>		10	Pit Out	94.7	32.120	114.6	42.935			6:51.837	
4	36.860	95.5	31.370	116.0	41.794		233.3	1:50.024		11	36.976	97.4	31.455	117.1	42.163		230.8	1:50.594	
5	48: 18.920	94.8	31.850	113.7	43.209		235.8	49:33.979		12	36.614	<u>106.6</u>	33.441	113.9	44.399		232.8	1:54.454	
6	36.936	98.1	31.215	117.6	42.823		233.8	1:50.974		13	36.648	97.9	31.450	119.1	Pit In		<u>236.8</u>	2:09.440	
7	36.414	99.5	30.873	117.9	42.272		234.3	<del>1:49.559</del> D		14	Pit Out	98.9	31.601	117.1	42.655			3:25.514	

72 EDOARDO LIGUORI										KTM									
lap	Sect-1	Speed	Sect-2	Speed	Sect-3	Speed	TopSpeed	laptime	pit	lap	Sect-1	Speed	Sect-2	Speed	Sect-3	Speed	Topspeed	laptime	pit
1	Pit Out	83.3	35.043	105.4	46.010			2:12.995		3	<u>36.905</u>	95.2	31.964	111.8	42.133		234.3	1:51.002	
2	37.522	93.6	<u>31.238</u>	<u>113.3</u>	<u>42.092</u>		<u>237.9</u>	<u>1:50.852</u>		4	40.027	94.1	31.383	111.3	48.783		236.8	2:00.193	

78 JAKOB ROSENTHALER										HUSQVARNA									
lap	Sect-1	Speed	Sect-2	Speed	Sect-3	Speed	TopSpeed	laptime	pit	lap	Sect-1	Speed	Sect-2	Speed	Sect-3	Speed	Topspeed	laptime	pit
1	Pit Out	97.9	34.811	101.9	45.393			2:03.928		8	37.229	99.3	34.351	114.2	45.248		232.8	<del>1:56.828</del> D	
2	36.522	101.2	31.126	116.0	41.706		232.8	1:49.354		9	37.318	99.0	31.720	115.8	Pit In		230.8	2:12.133	
3	36.219	101.3	30.882	118.3	41.559		233.3	<u>1:48.660</u>		10	Pit Out	100.0	31.347	114.3	43.492			7:18.240	



# FIM JUNIORGP WORLD CHAMPIONSHIP - PORTIMAO

Autódromo Internacional do Algarve

JuniorGP

20 - 23 June 2024

Laps and Sector Times - Practice

Autodromo Internacional Algarve - 4592mtr.

4	36.099	101.8	30.766	117.3	46.860	235.3	1:53.725	11	36.189	<u>103.2</u>	<u>30.684</u>	<u>120.3</u>	41.828	232.8	1:48.701
5	50:21.017	96.2	32.149	114.2	42.993	235.8	51:36.159	12	<u>35.818</u>	101.4	30.870	117.8	42.149	<u>236.8</u>	1:48.837
6	36.678	97.8	31.099	115.9	42.141	231.8	1:49.918	13	36.172	101.1	30.891	119.2	42.049	233.3	1:49.112
7	36.321	100.3	30.912	117.6	42.427	232.8	1:49.660	14	36.635	100.0	30.862	116.3	<u>41.287</u>	228.3	1:48.784

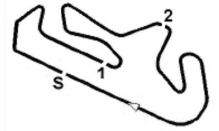
83 ÁLVARO CARPE										HUSQVARNA									
lap	Sect-1	Speed	Sect-2	Speed	Sect-3	Speed	TopSpeed	laptime	pit	lap	Sect-1	Speed	Sect-2	Speed	Sect-3	Speed	Topspeed	laptime	pit
1	Pit Out	84.4	33.167	111.9	46.174			2:20.061		8	36.135	103.3	30.991	117.4	41.963		234.3	1:49.089	
2	36.081	97.4	30.850	118.9	<u>40.988</u>		241.1	1:47.919		9	36.239	102.7	31.101	121.8	41.975		233.8	1:49.315	
3	36.127	97.6	30.905	121.8	41.298		241.1	1:48.330		10	36.466	103.9	31.229	121.1	Pit In		231.8	2:10.960	
4	41.320	95.2	31.664	115.5	51.826		236.8	2:04.810		11	Pit Out	<u>107.2</u>	32.341	115.4	41.882			10:42.318	
5	47:58.870	96.7	<u>32.000</u>	112.5	43.559		<u>243.8</u>	49:14.429		12	<u>35.582</u>	104.4	30.643	121.9	41.418		236.8	<u>1:47.643</u>	
6	36.296	102.0	31.114	117.3	42.206		233.8	1:49.616		13	36.042	106.9	31.220	115.3	42.873		235.8	1:50.135	
7	36.342	99.8	30.941	<u>124.7</u>	41.935		231.8	<del>1:49.218</del> D		14									

89 MARCOS URI ARTE										CFMOTO									
lap	Sect-1	Speed	Sect-2	Speed	Sect-3	Speed	TopSpeed	laptime	pit	lap	Sect-1	Speed	Sect-2	Speed	Sect-3	Speed	Topspeed	laptime	pit
1	Pit Out	94.1	33.276	101.2	46.720			2:11.554		8	36.419	96.4	30.930	117.1	43.058		234.8	1:50.407	
2	36.413	97.4	<u>30.761</u>	117.6	<u>41.440</u>		234.3	1:48.614		9	37.278	89.4	31.846	114.2	Pit In		231.8	2:13.808	
3	40.502	<u>100.8</u>	31.630	117.3	41.535		233.8	1:53.667		10	Pit Out	98.7	31.177	119.1	41.902			14:25.662	
4	37.686	96.4	30.975	117.6	Pit In		235.3	2:11.123		11	36.166	99.5	30.879	<u>120.9</u>	41.951		234.3	<del>1:48.996</del> D	
5	Pit Out	93.7	32.338	96.3	46.544			44:38.571		12	36.145	95.7	30.847	<u>120.9</u>	41.577		<u>236.3</u>	1:48.569	
6	36.590	95.0	31.252	115.3	43.280		233.3	1:51.122		13	<u>36.099</u>	97.5	30.766	119.7	41.533		<u>236.3</u>	<u>1:48.398</u>	
7	36.622	97.0	31.096	116.4	42.158		232.8	<del>1:49.876</del> D		14	36.105	99.6	30.846	119.7	41.612		235.8	1:48.563	

91 KOTARO UCHI UMI										KTM									
lap	Sect-1	Speed	Sect-2	Speed	Sect-3	Speed	TopSpeed	laptime	pit	lap	Sect-1	Speed	Sect-2	Speed	Sect-3	Speed	Topspeed	laptime	pit
1	Pit Out	91.3	37.751	106.4	50.714			2:15.356		7	36.740	97.6	31.090	121.6	44.861		227.8	1:52.691	
2	37.109	93.7	31.145	117.0	41.898		<u>237.4</u>	1:50.152		8	37.691	97.0	31.671	121.2	42.503		225.5	1:51.865	
3	37.658	93.6	31.934	116.1	41.846		<u>237.4</u>	1:51.438		9	37.457	96.2	31.639	116.8	Pit In		224.1	2:11.453	
4	37.072	95.5	<u>30.913</u>	119.6	42.167		230.8	<del>1:50.152</del> D		10	Pit Out	94.5	31.701	120.0	<u>41.751</u>			8:52.710	
5	51:49.537	91.2	33.477	115.5	43.530		227.4	53:06.544		11	<u>36.491</u>	99.1	31.074	120.8	41.971		230.8	1:49.536	
6	36.779	97.4	31.095	118.3	42.090		229.8	1:49.964		12	36.695	<u>99.6</u>	30.933	<u>122.0</u>	41.780		226.9	<u>1:49.408</u>	

93 ARBI ADI TAMA										HONDA									
lap	Sect-1	Speed	Sect-2	Speed	Sect-3	Speed	TopSpeed	laptime	pit	lap	Sect-1	Speed	Sect-2	Speed	Sect-3	Speed	Topspeed	laptime	pit
1	Pit Out	82.9	34.100	110.1	46.200			2:17.496		7	37.083	92.0	31.738	114.0	42.905		226.9	1:51.726	
2	36.905	97.6	31.377	116.8	42.090		236.3	<del>1:50.372</del> D		8	37.882	92.0	32.692	110.9	Pit In		227.4	2:14.437	
3	36.488	<u>101.3</u>	<u>31.150</u>	<u>117.8</u>	<u>41.495</u>		<u>237.4</u>	<u>1:49.133</u>		9	Pit Out	90.5	32.244	113.8	42.776			15:51.270	
4	36.932	95.8	31.392	117.5	51.253		<u>237.4</u>	1:59.577		10	38.202	98.8	32.822	106.1	42.926		227.8	1:53.950	
5	44:05.309	84.4	33.486	101.2	45.618		233.3	45:24.413		11	<u>36.365</u>	98.8	31.257	116.8	41.875		230.8	1:49.497	
6	37.110	95.9	31.773	114.2	43.385		227.4	1:52.268		12	36.492	100.9	31.339	114.0	41.972		230.3	1:49.803	

94 FACUNDO LLAMBI AS										HONDA									
lap	Sect-1	Speed	Sect-2	Speed	Sect-3	Speed	TopSpeed	laptime	pit	lap	Sect-1	Speed	Sect-2	Speed	Sect-3	Speed	Topspeed	laptime	pit
1	Pit Out	91.1	32.683	114.4	43.884			2:06.407		6	37.004	103.2	31.814	106.3	43.493		230.8	<del>1:52.311</del> D	
2	<u>36.010</u>	101.5	30.791	122.3	41.481		<u>241.6</u>	<del>1:48.282</del> D		7	36.416	102.4	<u>30.752</u>	124.1	<u>41.420</u>		230.3	<u>1:48.588</u>	
3	37.205	101.9	31.248	124.3	46.691		240.0	1:55.144		8	37.199	<u>106.1</u>	31.602	<u>125.9</u>	42.726		232.3	1:51.527	



## FIM JUNIORGP WORLD CHAMPIONSHIP - PORTIMAO

Autódromo Internacional do Algarve

JuniorGP

20 - 23 June 2024

Laps and Sector Times - Practice

Autodromo Internacional Algarve - 4592mtr.

4	37.462	100.4	30.823	124.0	46.180	232.8	1:54.465	9	36.446	104.0	31.529	124.1	42.366	235.8	1:50.341
5	03:35.906	97.7	31.416	122.4	42.373	234.8	1:04:49.695	10	36.871	104.0	30.904	125.3	42.325	229.8	1:50.100

96 GUIDO PINI										KTM									
lap	Sect-1	Speed	Sect-2	Speed	Sect-3	Speed	TopSpeed	laptime	pit	lap	Sect-1	Speed	Sect-2	Speed	Sect-3	Speed	TopSpeed	laptime	pit
1	Pit Out	95.7	32.006	115.6	42.129			1:58.427		9	Pit Out	98.3	31.425	117.4	42.215			7:07.741	
2	36.415	104.2	30.880	<u>121.5</u>	41.452		235.3	1:48.747		10	36.048	106.4	31.005	119.7	41.565		233.3	<del>1:48.618</del> D	
3	36.012	105.2	31.058	120.7	<u>41.270</u>		234.8	1:48.340		11	36.054	106.6	30.860	120.9	41.337		233.3	1:48.251	
4	47:26.923	93.7	32.831	111.5	44.038		235.3	48:43.792		12	35.920	106.9	<u>30.798</u>	117.9	41.382		232.8	1:48.100	
5	36.911	102.7	31.272	118.2	42.663		230.8	1:50.846		13	35.784	106.8	30.987	120.5	41.330		234.3	1:48.101	
6	36.489	104.4	31.124	119.1	42.241		234.8	1:49.854		14	<u>35.765</u>	<u>107.5</u>	30.925	119.2	41.284		<u>236.3</u>	<u>1:47.974</u>	
7	36.261	103.8	31.149	120.3	41.942		232.3	<del>1:49.352</del> D		15	36.276	101.2	31.541	120.0	41.890		234.8	1:49.707	
8	37.119	102.1	32.021	117.1	Pit In		233.3	2:11.326		16									