

FIM JUNIORGP WORLD CHAMPIONSHIP - PORTIMAO

Autódromo Internacional do Algarve

JuniorGP

20 - 23 June 2024

Laps and Sector Times - Free Practice 2

Autodromo Internacional Algarve - 4592mtr.

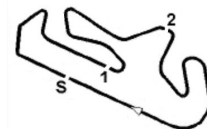
2 LORIS SCHÖNROCK										KTM									
lap	Sect-1	Speed	Sect-2	Speed	Sect-3	Speed	TopSpeed	laptime	pit	lap	Sect-1	Speed	Sect-2	Speed	Sect-3	Speed	Topspeed	laptime	pit
1	Pit Out	87.7	33.473	112.5	44.644			2:03.242		7	38.924	90.5	32.779	112.4	Pit In		215.6	2:16.273	
2	38.413	94.8	32.773	118.6	<u>43.671</u>		221.8	1:54.857		8	Pit Out	90.5	32.977	116.0	44.786			2:29.125	
3	<u>38.076</u>	94.7	32.541	113.4	43.891		<u>225.0</u>	1:54.508		9	38.485	98.5	32.937	113.7	44.407		217.7	1:55.829	
4	38.320	92.5	32.377	117.6	43.672		216.4	<u>1:54.369</u>		10	38.614	<u>100.3</u>	33.331	110.3	44.563		216.4	1:56.508	
5	38.113	95.4	<u>32.362</u>	<u>119.5</u>	44.012		220.9	1:54.487		11	38.786	94.7	32.760	112.5	Pit In		215.6	2:16.386	
6	16:29.640	93.7	33.415	108.1	44.487		216.9	17:47.542		12									

4 MILAN PAWELEC										HUSQVARNA									
lap	Sect-1	Speed	Sect-2	Speed	Sect-3	Speed	TopSpeed	laptime	pit	lap	Sect-1	Speed	Sect-2	Speed	Sect-3	Speed	Topspeed	laptime	pit
1	Pit Out	92.2	32.095	103.5	43.479			2:05.704		8	37.110	99.3	31.619	117.5	Pit In		228.3	2:10.395	
2	36.852	98.4	<u>31.375</u>	114.0	42.478		226.4	1:50.705		9	Pit Out	102.3	32.657	107.7	50.158			16:07.817	
3	36.559	104.9	31.840	115.5	<u>42.171</u>		225.0	1:50.570		10	36.764	100.4	31.516	115.4	46.836		228.8	1:55.116	
4	36.715	101.3	31.493	117.8	42.291		223.6	1:50.499		11	36.921	106.6	31.936	120.7	42.691		220.4	1:51.548	
5	36.537	101.9	31.391	113.2	42.179		<u>229.3</u>	<u>1:50.107</u>		12	36.851	102.2	31.547	119.6	45.699		227.4	1:54.097	
6	<u>36.534</u>	102.2	31.509	<u>121.3</u>	42.436		228.8	1:50.479		13	36.964	<u>108.0</u>	34.179	109.9	48.983		218.2	2:00.126	
7	37.370	102.3	32.382	116.4	44.808		223.6	1:54.560		14									

5 LEO RAMMERSTORFER										HUSQVARNA									
lap	Sect-1	Speed	Sect-2	Speed	Sect-3	Speed	TopSpeed	laptime	pit	lap	Sect-1	Speed	Sect-2	Speed	Sect-3	Speed	Topspeed	laptime	pit
1	Pit Out	90.2	32.161	113.1	43.318			1:59.438		10	<u>36.369</u>	<u>113.6</u>	33.990	115.1	43.765		223.1	1:54.124	
2	37.218	96.1	31.552	117.0	42.612		225.0	1:51.382		11	36.523	101.6	31.104	124.4	42.324		224.5	1:49.951	
3	37.010	93.9	31.284	118.9	<u>42.128</u>		227.8	1:50.422		12	36.765	98.0	31.011	121.5	42.291		223.1	1:50.067	
4	36.575	95.8	31.071	123.1	42.312		231.3	1:49.958		13	36.730	103.5	31.898	117.9	Pit In		222.7	2:10.262	
5	36.891	111.2	36.834	120.8	42.329		228.3	1:56.054		14	Pit Out	102.5	32.231	<u>125.4</u>	45.533			7:59.335	
6	36.735	102.9	31.994	118.6	42.633		<u>235.8</u>	1:51.362		15	36.818	105.3	31.899	123.9	42.920		224.5	1:51.637	
7	36.764	103.5	31.886	117.1	42.452		232.8	1:51.102		16	36.695	100.8	31.620	121.5	42.334		226.4	1:50.649	
8	37.447	100.0	31.472	121.6	42.372		227.4	1:51.291		17	36.925	99.3	31.916	121.3	42.337		224.1	1:51.178	
9	36.395	99.5	<u>30.964</u>	123.1	42.223		228.8	<u>1:49.582</u>		18	36.647	100.6	31.177	124.3	42.149		224.5	1:49.973	

8 EDDIE O'SHEA										HONDA									
lap	Sect-1	Speed	Sect-2	Speed	Sect-3	Speed	TopSpeed	laptime	pit	lap	Sect-1	Speed	Sect-2	Speed	Sect-3	Speed	Topspeed	laptime	pit
1	Pit Out	93.7	31.698	117.3	42.587			1:59.306		9	36.284	101.5	30.811	123.0	42.025		229.3	1:49.120	
2	36.211	100.1	30.901	124.9	42.311		238.4	1:49.423		10	36.686	100.8	31.024	120.0	Pit In		225.9	2:09.382	
3	36.202	98.6	30.994	121.1	41.629		237.9	1:48.825		11	Pit Out	99.8	31.026	122.9	42.202			6:54.704	
4	35.991	103.8	30.994	124.1	41.828		233.3	1:48.813		12	36.507	102.9	30.973	123.7	41.791		226.9	1:49.271	
5	<u>35.797</u>	105.7	30.920	124.7	<u>41.524</u>		233.8	<u>1:48.241</u>		13	35.998	103.1	<u>30.590</u>	125.7	42.238		228.3	1:48.826	
6	36.811	98.5	31.667	118.3	Pit In		<u>241.1</u>	2:11.197		14	36.388	<u>108.9</u>	33.291	120.5	42.183		228.8	1:51.862	
7	Pit Out	96.3	36.052	116.1	42.948			5:24.184		15	39.048	100.7	30.998	119.7	Pit In		227.8	2:13.544	
8	36.196	102.7	30.869	<u>126.8</u>	47.582		227.4	1:54.647		16									

11 ADRIÁN CRUCES										KTM									
lap	Sect-1	Speed	Sect-2	Speed	Sect-3	Speed	TopSpeed	laptime	pit	lap	Sect-1	Speed	Sect-2	Speed	Sect-3	Speed	Topspeed	laptime	pit
1	Pit Out	101.7	31.474	113.3	43.633			1:59.601		9	36.012	<u>110.0</u>	31.356	123.7	41.848		227.8	1:49.216	
2	36.419	104.8	31.049	116.3	42.153		226.9	1:49.621		10	37.483	103.9	32.061	117.4	Pit In		225.0	2:11.608	
3	36.204	105.6	31.066	114.9	<u>41.533</u>		226.4	1:48.803		11	Pit Out	101.1	34.675	116.6	52.396			11:33.554	
4	36.077	106.0	30.857	119.6	41.600		230.3	1:48.534		12	35.983	107.7	<u>30.802</u>	120.3	47.609		226.9	1:54.394	



FIM JUNIORGP WORLD CHAMPIONSHIP - PORTIMAO

Autódromo Internacional do Algarve

JuniorGP

20 - 23 June 2024

Laps and Sector Times - Free Practice 2

Autodromo Internacional Algarve - 4592mtr.

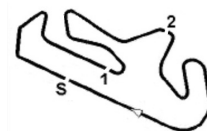
5	<u>35.911</u>	106.7	30.811	117.5	41.994	<u>233.8</u>	1:48.716	13	36.192	103.8	30.933	<u>125.4</u>	42.003	227.4	1:49.128
6	38.090	99.5	34.147	116.0	45.274	223.6	1:57.511	14	37.623	101.3	33.777	110.9	51.107	225.0	2:02.507
7	35.961	104.7	31.115	120.7	42.213	230.8	1:49.289	15	36.425	105.5	31.017	119.1	42.120	223.1	1:49.562
8	37.228	103.9	32.310	117.3	42.692	230.3	1:52.230	16	35.995	108.3	30.837	119.3	41.580	231.3	<u>1:48.412</u>

13 HAKIM DANISH									KTM								
lap	Sect-1	Speed	Sect-2	Speed	Sect-3	Speed	TopSpeed	laptime pit	lap	Sect-1	Speed	Sect-2	Speed	Sect-3	Speed	Topspeed	laptime pit
1	Pit Out	103.1	32.088	116.4	43.675			2:12.112	10	38.025	97.9	32.067	116.9	Pit In		219.5	2:12.515
2	36.430	104.2	31.392	117.9	41.981		231.3	1:49.803	11	Pit Out	98.9	31.575	117.5	51.070			9:32.994
3	<u>36.161</u>	104.9	31.170	122.9	<u>41.711</u>		228.8	<u>1:49.042</u>	12	36.610	103.2	31.418	117.9	46.090		228.8	1:54.118
4	36.423	103.1	31.456	121.8	42.253		228.3	1:50.132	13	40.318	<u>107.2</u>	33.268	119.7	46.511		216.9	2:00.097
5	36.368	101.4	31.157	121.9	42.032		230.8	1:49.557	14	36.795	103.8	31.406	122.4	43.861		218.2	1:52.062
6	36.411	102.2	31.498	120.9	42.559		226.9	1:50.468	15	37.579	99.8	34.251	113.0	47.102		<u>231.8</u>	1:58.932
7	36.671	103.8	31.538	123.1	42.797		222.2	1:51.006	16	36.590	102.8	<u>31.058</u>	<u>124.3</u>	42.419		227.4	1:50.067
8	36.742	101.2	31.395	119.2	42.409		222.2	1:50.546	17	36.428	104.2			41.913		230.8	1:49.458
9	36.606	102.0	31.304	121.8	42.460		221.3	1:50.370	18								

14 CORMAC BUCHANAN									KTM								
lap	Sect-1	Speed	Sect-2	Speed	Sect-3	Speed	TopSpeed	laptime pit	lap	Sect-1	Speed	Sect-2	Speed	Sect-3	Speed	Topspeed	laptime pit
1	Pit Out	95.8	31.438	112.0	43.087			1:56.559	7	<u>35.992</u>	104.1	31.236	114.5	42.191		233.3	1:49.419
2	36.115	101.7	30.996	115.3	42.101		<u>233.8</u>	1:49.212	8	36.227	103.9	31.071	117.4	43.075		226.9	1:50.373
3	36.184	103.3	31.183	115.4	<u>41.915</u>		229.8	1:49.282	9	18:38.938	100.2	31.053	115.5	43.985		232.8	19:53.976
4	36.220	103.5	31.005	115.3	42.218		226.9	1:49.443	10	36.108	103.3	<u>30.770</u>	117.8	42.082		227.4	1:48.960
5	36.283	102.9	31.186	115.0	42.196		228.3	1:49.665	11	36.084	<u>107.9</u>	30.912	<u>119.1</u>	42.196		225.9	1:49.192
6	37.213	101.9	31.175	115.1	42.104		226.9	1:50.492	12	36.105	103.5	30.770	117.3	42.036		224.5	<u>1:48.911</u>

17 GEOFFREY EMMANUEL									KTM									
lap	Sect-1	Speed	Sect-2	Speed	Sect-3	Speed	TopSpeed	laptime pit	lap	Sect-1	Speed	Sect-2	Speed	Sect-3	Speed	Topspeed	laptime pit	
1	Pit Out	97.7	32.981	110.8	43.946			2:00.276	9	37.981	98.8	31.958	113.8	44.709		216.4	1:54.648	
2	38.073	98.5	32.624	114.3	43.428		218.2	1:54.125	10	37.680	100.2	32.109	115.5	43.247		216.4	1:53.036	
3	37.618	100.1	32.629	113.6	43.213		216.9	1:53.460	11	37.523	101.1	31.938	115.0	43.160		215.6	1:52.621	
4	38.104	95.4	32.214	113.9	43.547		214.7	1:53.865	12	37.718	99.8	31.794	117.9	46.282		213.4	1:55.794	
5	37.551	98.4	32.136	113.4	43.168		218.6	1:52.855	13	<u>37.445</u>	103.6	35.475	<u>120.1</u>	48.029		219.1	2:00.949	
6	40.383	97.5	33.725	114.8	43.716		216.4	1:57.824	14	37.658	100.7	<u>31.772</u>	117.4	48.532		217.3	1:57.962	
7	39.393	96.4	32.535	113.1	Pit In		216.0	2:16.178	15	37.475	101.0			<u>31.997</u>	<u>114.3</u>	<u>43.056</u>	218.2	<u>1:52.528</u>
8	Pit Out	<u>109.5</u>	38.966	111.6	44.236			7:28.833	16									

19 ALESSANDRO MOROSI									CFMOTO								
lap	Sect-1	Speed	Sect-2	Speed	Sect-3	Speed	TopSpeed	laptime pit	lap	Sect-1	Speed	Sect-2	Speed	Sect-3	Speed	Topspeed	laptime pit
1	Pit Out	93.9	31.920	115.1	42.805			1:57.224	8	36.470	103.9	30.838	119.6	42.716		225.5	1:50.024
2	36.861	98.4	31.106	116.1	42.624		225.9	1:50.591	9	36.480	101.0	<u>30.778</u>	122.3	Pit In		223.1	2:11.028
3	36.780	100.7	32.882	120.1	42.455		225.9	1:52.117	10	Pit Out	99.4	31.601	120.9	43.192			8:20.316
4	36.688	102.2	31.044	119.1	42.309		225.9	1:50.041	11	<u>36.175</u>	105.2	35.144	<u>123.6</u>	51.140		228.3	2:02.459
5	36.624	102.1	31.150	113.4	<u>42.139</u>		229.8	<u>1:49.913</u>	12	36.460	<u>112.3</u>	32.052	113.0	49.144		222.2	1:57.656
6	37.949	95.7	31.878	120.4	Pit In		<u>231.3</u>	2:12.111	13	36.324	109.0	32.369	105.1	42.447		224.5	1:51.140
7	Pit Out	107.5	31.598	121.5	42.707			6:02.905	14	36.502	100.9	30.962	122.7	Pit In		229.8	2:12.523



FIM JUNIORGP WORLD CHAMPIONSHIP - PORTIMAO

Autódromo Internacional do Algarve

JuniorGP

20 - 23 June 2024

Laps and Sector Times - Free Practice 2

Autodromo Internacional Algarve - 4592mtr.

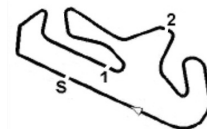
20 JAKKREEPHAT PHUETTI SAN										HONDA									
lap	Sect-1	Speed	Sect-2	Speed	Sect-3	Speed	TopSpeed	laptime	pit	lap	Sect-1	Speed	Sect-2	Speed	Sect-3	Speed	Topspeed	laptime	pit
1	Pit Out	93.8	32.308	106.0	44.663			2:06.919		9	Pit Out	97.6	31.854	112.9	42.956			14:04.180	
2	37.074	95.3	31.551	<u>119.9</u>	42.945		230.3	1:51.570		10	36.899	95.3	31.872	119.1	43.147		228.3	1:51.918	
3	<u>36.483</u>	96.4	31.434	118.7	42.712		234.3	1:50.629		11	38.978	93.9	31.691	112.5	43.597		218.6	1:54.266	
4	36.741	<u>101.3</u>	31.454	117.0	42.425		228.3	1:50.620		12	36.990	97.8	<u>31.188</u>	115.8	42.935		223.6	1:51.113	
5	36.724	98.1	31.286	116.8	<u>42.227</u>		<u>235.8</u>	<u>1:50.237</u>		13	36.857	97.4	31.336	118.3	43.103		227.4	1:51.296	
6	36.768	96.2	31.492	117.5	42.320		<u>235.8</u>	1:50.580		14	38.103	99.1	31.678	109.8	42.829		228.3	1:52.610	
7	37.049	96.5	31.791	114.8	42.393		229.8	1:51.233		15	37.175	98.9	31.515	118.9	42.832		227.8	1:51.522	
8	37.333	98.6	31.769	119.7	Pit In		216.4	2:14.851		16									

21 RUCHE MOODLEY										KTM									
lap	Sect-1	Speed	Sect-2	Speed	Sect-3	Speed	TopSpeed	laptime	pit	lap	Sect-1	Speed	Sect-2	Speed	Sect-3	Speed	Topspeed	laptime	pit
1	Pit Out	90.5	32.427	115.0	42.746			1:59.597		9	36.563	105.8	31.964	114.5	Pit In		225.0	2:11.644	
2	36.954	96.2	32.259	107.0	44.964		228.8	1:54.177		10	Pit Out	102.4	31.068	<u>120.9</u>	46.337			10:49.849	
3	36.702	99.5	31.243	119.7	48.133		<u>230.8</u>	1:56.078		11	37.466	103.0	31.442	117.0	51.350		219.1	2:00.258	
4	36.658	99.6	31.059	115.9	42.305		226.4	1:50.022		12	37.002	103.4	31.435	116.9	50.981		223.1	1:59.418	
5	36.599	100.6	31.332	110.8	46.710		226.9	1:54.641		13	37.503	102.4	32.225	114.9	43.641		217.3	1:53.369	
6	36.454	101.4	31.091	117.1	42.403		228.3	1:49.948		14	38.238	102.7	31.226	116.9	42.005		221.3	1:51.469	
7	36.502	100.1	31.104	108.4	42.449		225.5	1:50.055		15	36.519	104.5	31.688	118.7	42.921		225.5	1:51.128	
8	<u>36.107</u>	101.2	<u>30.956</u>	115.3	<u>41.765</u>		228.3	<u>1:48.828</u>		16	36.766	<u>111.6</u>	31.794	118.9	42.613		216.4	1:51.173	

25 LEONARDO ABRUZZO										KTM									
lap	Sect-1	Speed	Sect-2	Speed	Sect-3	Speed	TopSpeed	laptime	pit	lap	Sect-1	Speed	Sect-2	Speed	Sect-3	Speed	Topspeed	laptime	pit
1	Pit Out	97.6	32.292	108.7	42.931			2:02.272		9	36.744	109.3	34.267	112.3	Pit In		219.5	2:12.371	
2	36.991	95.1	31.550	113.2	42.530		229.8	1:51.071		10	Pit Out	105.8	31.806	117.9	48.410			7:43.843	
3	36.847	92.0	31.396	115.6	<u>41.965</u>		230.3	1:50.208		11	41.013	103.9	31.665	113.3	44.865		219.5	1:57.543	
4	36.642	95.7	31.140	<u>119.6</u>	42.177		<u>232.3</u>	1:49.959		12	37.111	101.5	33.449	118.4	49.207		223.6	1:59.767	
5	36.756	107.1	34.695	117.8	42.381		229.3	1:53.832		13	<u>36.419</u>	102.3	31.247	116.9	42.370		230.8	1:50.036	
6	37.021	95.7	31.583	117.5	42.825		226.4	1:51.429		14	36.719	103.7	31.363	118.0	53.325		220.9	2:01.407	
7	36.772	104.4	31.578	116.8	Pit In		227.8	2:11.169		15	37.041	99.2	31.646	116.3	42.434		229.8	1:51.121	
8	Pit Out	<u>110.3</u>	33.648	116.8	43.436			5:07.880		16	36.455	105.9	<u>31.028</u>	117.4	42.275		220.4	<u>1:49.758</u>	

27 RICO SALMELA										HUSQVARNA									
lap	Sect-1	Speed	Sect-2	Speed	Sect-3	Speed	TopSpeed	laptime	pit	lap	Sect-1	Speed	Sect-2	Speed	Sect-3	Speed	Topspeed	laptime	pit
1	Pit Out	96.1	31.486	117.4	42.065			1:57.077		9	Pit Out	94.1	31.561	120.0	43.040			14:00.985	
2	36.109	101.3	30.899	121.5	41.461		231.8	1:48.469		10	36.357	105.4	34.514	121.8	41.927		224.5	1:52.798	
3	36.114	104.7	30.961	122.4	41.392		231.3	1:48.467		11	35.988	<u>110.2</u>	31.914	121.5	41.852		224.5	1:49.754	
4	35.848	103.8	<u>30.685</u>	119.7	<u>41.232</u>		228.8	<u>1:47.765</u>		12	40.673	97.6	31.195	119.9	41.923		223.1	1:53.791	
5	<u>35.781</u>	103.3	30.797	120.8	41.366		230.8	1:47.944		13	36.237	102.4	30.849	115.1	41.703		225.0	1:48.789	
6	36.929	99.7	31.236	121.2	41.782		<u>233.3</u>	1:49.947		14	39.971	101.9	32.079	120.7	42.322		225.0	1:54.372	
7	36.124	101.1	30.835	121.6	41.967		231.8	1:48.926		15	36.196	102.8	30.803	121.8	41.827		225.5	1:48.826	
8	38.800	101.0	31.478	120.1	Pit In		228.8	2:12.950		16									

28 MÁXIMO QUILES										HONDA									
lap	Sect-1	Speed	Sect-2	Speed	Sect-3	Speed	TopSpeed	laptime	pit	lap	Sect-1	Speed	Sect-2	Speed	Sect-3	Speed	Topspeed	laptime	pit
1	Pit Out	96.0	31.634	105.9	42.279			1:55.674		9	36.469	100.3	<u>30.827</u>	114.6	41.901		223.6	1:49.197	
2	36.475	99.2	30.987	112.1	41.709		231.8	1:49.171		10	36.903	97.2	32.195	114.0	Pit In		223.6	2:09.838	



FIM JUNIORGP WORLD CHAMPIONSHIP - PORTIMAO

Autódromo Internacional do Algarve

JuniorGP

20 - 23 June 2024

Laps and Sector Times - Free Practice 2

Autodromo Internacional Algarve - 4592mtr.

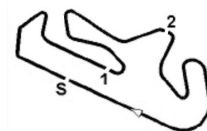
3	36.186	100.5	30.982	115.0	<u>41.464</u>	230.8	<u>1:48.632</u>	11	Pit Out	98.7	31.336	113.3	44.530		6:12.426
4	36.289	100.1	30.968	113.9	41.518	227.4	1:48.775	12	36.273	<u>108.5</u>	33.591	115.3	46.085	224.1	1:55.949
5	36.350	98.3	31.625	<u>116.8</u>	Pit In	230.3	<u>2:09.938</u>	13	<u>36.129</u>	103.6	31.970	108.1	42.164	230.3	1:50.263
6	Pit Out	96.8	31.393	112.4	42.161		7:30.996	14	36.193	101.1	30.852	114.9	41.724	<u>233.8</u>	1:48.769
7	36.217	99.4	30.874	115.1	41.970	224.1	1:49.061	15	36.578	100.8	31.291	116.4	42.343	229.8	1:50.212
8	36.280	102.3	30.866	113.1	41.844	223.1	1:48.990	16	36.463	98.5	30.896	113.8	41.838	230.3	1:49.197

29 KEVIN FARKAS										KTM									
lap	Sect-1	Speed	Sect-2	Speed	Sect-3	Speed	TopSpeed	laptime	pit	lap	Sect-1	Speed	Sect-2	Speed	Sect-3	Speed	Topspeed	laptime	pit
1	Pit Out	88.0	33.465	112.1	43.513			2:01.195		9	36.967	98.5	32.194	115.8	Pit In		227.4	2:13.939	
2	37.876	92.9	31.945	116.3	43.179		221.8	1:53.000		10	Pit Out	93.8	31.746	114.9	49.558			11:12.133	
3	37.345	96.3	35.343	113.7	46.285		223.1	1:58.973		11	37.022	96.1	31.520	114.8	51.720		<u>231.3</u>	2:00.262	
4	37.451	93.4	31.737	117.4	42.649		222.2	1:51.837		12	37.560	99.7	31.629	116.1	44.448		221.3	1:53.637	
5	37.370	97.1	32.117	<u>121.2</u>	48.815		221.8	1:58.302		13	37.303	96.3	31.669	115.6	42.703		219.5	1:51.675	
6	40.107	98.0	33.404	113.9	50.656		222.2	2:04.167		14	37.525	91.4	34.526	109.2	45.451		230.8	1:57.502	
7	<u>36.916</u>	96.6	31.601	112.6	<u>42.183</u>		228.8	<u>1:50.700</u>		15	36.988	<u>100.3</u>	31.578	111.9	42.436		225.0	1:51.002	
8	37.502	94.3	32.574	114.2	48.435		227.8	1:58.511		16	37.040	98.6	<u>31.411</u>	118.4	42.494		227.8	1:50.945	

34 CESARE TIEZZI										KTM									
lap	Sect-1	Speed	Sect-2	Speed	Sect-3	Speed	TopSpeed	laptime	pit	lap	Sect-1	Speed	Sect-2	Speed	Sect-3	Speed	Topspeed	laptime	pit
1	Pit Out	90.2	32.835	109.5	46.826			2:02.012		10	38.406	100.3	33.329	113.3	Pit In		220.9	2:14.643	
2	37.708	94.5	32.012	119.2	43.449		227.8	1:53.169		11	Pit Out	89.6	32.004	116.3	45.045			10:25.987	
3	37.089	95.7	31.817	117.5	43.333		227.8	1:52.239		12	36.920	98.9	32.558	109.4	45.506		229.3	1:54.984	
4	36.942	98.8	31.908	118.6	43.088		<u>229.8</u>	1:51.938		13	36.753	100.9	31.444	119.5	42.809		226.9	1:51.006	
5	37.470	93.0	33.774	115.1	49.687		221.8	2:00.931		14	37.104	98.7	31.541	118.2	43.546		222.7	1:52.191	
6	37.012	96.3	31.787	118.4	52.251		225.5	2:01.050		15	36.833	98.3	31.290	118.8	<u>42.578</u>		225.5	<u>1:50.701</u>	
7	37.187	95.2	31.674	113.3	42.803		227.8	1:51.664		16	36.702	<u>101.0</u>	31.530	117.1	42.683		222.7	1:50.915	
8	37.801	100.6	32.673	117.6	42.997		225.9	1:53.471		17	37.001	98.5	<u>31.242</u>	118.2	42.694		226.9	1:50.937	
9	<u>36.698</u>	100.6	31.476	<u>119.9</u>	42.735		228.8	1:50.909		18									

36 ANGUS GRENFELL										KTM									
lap	Sect-1	Speed	Sect-2	Speed	Sect-3	Speed	TopSpeed	laptime	pit	lap	Sect-1	Speed	Sect-2	Speed	Sect-3	Speed	Topspeed	laptime	pit
1	Pit Out	90.1	32.292	115.3	44.981			2:02.970		8	<u>36.571</u>	98.9	<u>31.068</u>	113.6	<u>42.074</u>		226.9	1:49.713	
2	37.158	99.6	31.313	114.8	42.556		231.8	1:51.027		9	36.773	101.2	31.201	116.8	43.051		222.7	1:51.025	
3	36.977	94.2	32.018	114.9	42.740		<u>236.8</u>	1:51.735		10	36.917	104.3	31.494	113.6	42.851		221.3	1:51.262	
4	36.915	98.8	31.300	<u>120.0</u>	42.625		233.8	1:50.840		11	37.583	97.7	33.829	113.0	42.487		222.2	1:53.899	
5	36.573	105.5	31.207	118.8	42.605		229.3	1:50.385		12	36.907	99.4	31.548	111.1	42.824		224.1	1:51.279	
6	36.936	98.0	32.146	113.0	Pit In		227.8	2:12.251		13	36.939	98.8	31.518	112.1	42.526		221.3	1:50.983	
7	Pit Out	103.6	31.223	115.6	42.137			17:28.064		14									

41 AOI UEZU										KTM									
lap	Sect-1	Speed	Sect-2	Speed	Sect-3	Speed	TopSpeed	laptime	pit	lap	Sect-1	Speed	Sect-2	Speed	Sect-3	Speed	Topspeed	laptime	pit
1	Pit Out	90.2	32.442	110.9	43.311			2:00.857		9	<u>37.185</u>	97.9	33.918	109.9	Pit In		223.1	2:12.230	
2	38.303	94.7	32.028	115.6	42.898		<u>225.0</u>	1:53.229		10	Pit Out	98.1	31.942	121.2	55.972			7:45.090	
3	37.237	100.7	31.822	117.5	<u>42.668</u>		222.7	<u>1:51.727</u>		11	37.745	104.2	38.097	116.0	46.063		216.0	2:01.905	
4	37.223	104.4	33.180	97.3	49.885		223.6	2:00.288		12	38.982	103.3	32.085	119.7	43.671		223.6	1:54.738	
5	37.285	100.9	31.744	118.0	42.919		220.4	1:51.948		13	37.343	103.1	32.579	119.2	47.439		222.2	1:57.361	



FIM JUNIORGP WORLD CHAMPIONSHIP - PORTIMAO

Autódromo Internacional do Algarve

JuniorGP

20 - 23 June 2024

Laps and Sector Times - Free Practice 2

Autodromo Internacional Algarve - 4592mtr.

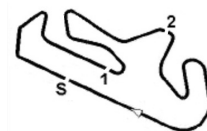
6	37.417	<u>106.6</u>	33.001	<u>123.6</u>	45.356	219.5	1:55.774	14	37.445	102.1	31.988	117.9	43.244	217.7	1:52.677
7	37.496	102.7	32.136	116.6	Pit In	217.7	2:11.407	15	37.236	100.0	<u>31.576</u>	120.4	45.623	223.1	1:54.435
8	Pit Out	102.0	33.109	112.6	43.114		4:51.772	16	37.267	105.6	32.279	118.8	43.751	216.9	1:53.297

45 KGOPOTSO MONONYANE									KTM										
lap	Sect-1	Speed	Sect-2	Speed	Sect-3	Speed	TopSpeed	laptime	pit	lap	Sect-1	Speed	Sect-2	Speed	Sect-3	Speed	Topspeed	laptime	pit
1	Pit Out	97.2	32.114	113.9	43.201			1:58.771		8	39.098	100.8	33.169	120.1	Pit In		214.3	2:15.320	
2	36.932	99.1	31.343	118.3	42.596		223.6	1:50.871		9	Pit Out	97.2	31.894	119.3	51.678			14:48.529	
3	36.729	98.9	31.456	118.9	42.344		225.5	1:50.529		10	36.689	<u>103.1</u>	31.579	<u>126.2</u>	43.745		<u>228.8</u>	1:52.013	
4	36.764	99.8	31.226	120.3	42.447		226.4	1:50.437		11	37.148	100.6	31.145	<u>126.2</u>	42.706		223.1	1:50.999	
5	36.643	100.6	31.584	119.3	<u>42.336</u>		223.6	1:50.563		12	36.866	98.9	31.332	118.9	51.575		227.4	1:59.773	
6	36.905	97.0	31.341	124.6	43.810		223.6	1:52.056		13	36.514	103.0	31.108	126.0	42.615		227.4	1:50.237	
7	<u>36.445</u>	101.8	31.380	119.5	42.401		222.7	<u>1:50.226</u>		14	36.818	100.4	<u>31.028</u>	124.0	42.714		220.9	1:50.560	

47 DODO BOGGIO									KTM										
lap	Sect-1	Speed	Sect-2	Speed	Sect-3	Speed	TopSpeed	laptime	pit	lap	Sect-1	Speed	Sect-2	Speed	Sect-3	Speed	Topspeed	laptime	pit
1	Pit Out	96.1	32.248	115.8	42.845			1:57.427		9	38.375	102.0	32.522	111.2	Pit In		215.1	2:12.484	
2	36.967	100.3	31.477	120.7	42.275		221.8	1:50.719		10	Pit Out	101.5	31.683	117.6	48.830			5:31.210	
3	36.508	102.5	53.004	105.0	Pit In		222.7	2:39.536		11	36.933	102.4	31.487	108.1	53.138		215.6	2:01.558	
4	Pit Out	95.1	31.871	115.8	42.618			7:20.331		12	38.598	97.9	31.250	116.6	44.362		218.2	1:54.210	
5	36.584	99.9	31.056	119.1	42.325		222.2	1:49.965		13	<u>36.492</u>	101.5	31.206	116.5	42.645		223.1	1:50.343	
6	37.390	<u>104.4</u>	31.770	114.9	42.621		221.3	1:51.781		14	36.974	98.1	32.631	108.2	49.621		220.4	1:59.226	
7	37.152	98.5	31.243	115.1	42.393		215.1	1:50.788		15	36.912	100.4	31.104	116.0	<u>42.131</u>		219.5	1:50.147	
8	36.532	98.8	<u>31.030</u>	118.7	42.308		<u>224.1</u>	<u>1:49.870</u>		16	36.724	103.3	31.212	120.0	42.153		216.4	1:50.089	

48 LENOXX PHOMMARA									KTM										
lap	Sect-1	Speed	Sect-2	Speed	Sect-3	Speed	TopSpeed	laptime	pit	lap	Sect-1	Speed	Sect-2	Speed	Sect-3	Speed	Topspeed	laptime	pit
1	Pit Out	93.0	33.730	117.4	43.016			2:04.880		8	36.830	107.9	32.725	114.9	Pit In		223.1	2:17.039	
2	36.606	103.2	<u>31.087</u>	<u>124.3</u>	42.202		232.3	1:49.895		9	Pit Out	99.3	34.807	120.3	50.161			6:32.180	
3	36.727	102.0	31.311	119.7	42.317		<u>235.8</u>	1:50.355		10	36.813	105.9	31.679	118.7	48.420		221.8	1:56.912	
4	36.360	109.5	31.322	117.8	<u>41.769</u>		228.8	<u>1:49.451</u>		11	36.473	100.4	32.736	119.7	42.973		230.8	1:52.182	
5	<u>36.118</u>	107.8	31.392	122.9	42.126		230.8	1:49.636		12	36.539	108.8	32.488	117.9	49.913		225.9	1:58.940	
6	36.439	107.5	1:00.659	90.4	Pit In		227.8	2:47.323		13	36.485	<u>117.8</u>	38.891	104.7	45.378		222.2	2:00.754	
7	Pit Out	99.4	32.133	115.9	43.831			9:26.860		14	36.732	100.8	31.141	121.1	42.615		225.5	1:50.488	

52 EVAN BELFORD									HONDA										
lap	Sect-1	Speed	Sect-2	Speed	Sect-3	Speed	TopSpeed	laptime	pit	lap	Sect-1	Speed	Sect-2	Speed	Sect-3	Speed	Topspeed	laptime	pit
1	Pit Out	94.0	32.406	118.0	43.575			2:01.303		9	37.525	97.2	31.491	117.6	42.657		220.9	1:51.673	
2	37.380	96.3	31.706	117.5	42.156		228.3	1:51.242		10	37.339	96.0	31.513	118.6	Pit In		220.9	2:10.919	
3	36.987	95.1	31.711	115.8	42.424		230.3	1:51.122		11	Pit Out	99.2	31.581	120.1	42.270			6:53.040	
4	<u>36.601</u>	99.6	31.551	119.6	<u>41.912</u>		226.4	1:50.064		12	36.695	97.6	31.502	118.6	42.515		222.2	1:50.712	
5	37.130	99.1	31.966	110.2	42.497		229.3	1:51.593		13	36.617	101.0	<u>31.104</u>	<u>121.2</u>	42.082		222.7	<u>1:49.803</u>	
6	36.927	<u>103.2</u>	33.226	118.7	Pit In		<u>231.8</u>	2:14.287		14	37.074	99.0	31.979	115.9	42.836		226.4	1:51.889	
7	Pit Out	101.1	32.286	116.0	42.669			5:22.247		15	37.048	95.4	31.511	116.5	Pit In		223.6	2:12.509	
8	37.086	100.2	31.637	118.7	43.906		223.1	1:52.629		16									



FIM JUNIORGP WORLD CHAMPIONSHIP - PORTIMAO

Autódromo Internacional do Algarve

JuniorGP

20 - 23 June 2024

Laps and Sector Times - Free Practice 2

Autodromo Internacional Algarve - 4592mtr.

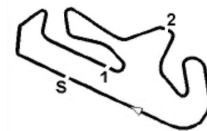
54 JESÚS RIOS										KTM									
lap	Sect-1	Speed	Sect-2	Speed	Sect-3	Speed	TopSpeed	laptime	pit	lap	Sect-1	Speed	Sect-2	Speed	Sect-3	Speed	Topspeed	laptime	pit
1	Pit Out	95.5	31.070	125.9	<u>41.863</u>			1:56.646		5	38.660	94.8	32.366	118.2	49.449		212.2	2:00.475	
2	<u>19:25.525</u>	95.6	<u>31.189</u>	118.4	42.877		<u>224.1</u>	20:39.591		6	38.888	105.4	32.211	117.6	Pit In		216.4	2:13.579	
3	36.492	<u>105.6</u>	31.034	123.0	42.119		218.6	<u>1:49.645</u>		7	Pit Out	98.2	31.338	125.6	47.005			2:59.594	
4	38.608	97.7	31.041	119.5	45.427		217.7	1:55.076		8	36.698	104.0	32.101	123.1	42.326		216.0	1:51.125	

56 AMON ODAKI										HONDA									
lap	Sect-1	Speed	Sect-2	Speed	Sect-3	Speed	TopSpeed	laptime	pit	lap	Sect-1	Speed	Sect-2	Speed	Sect-3	Speed	Topspeed	laptime	pit
1	Pit Out	98.9	35.684	106.8	43.646			2:07.306		9	36.811	104.7	31.474	116.3	42.247		229.8	1:50.532	
2	37.154	98.5	31.676	115.5	42.426		232.3	1:51.256		10	38.670	100.5	31.862	115.0	Pit In		231.8	2:12.138	
3	36.951	95.2	31.418	116.8	42.272		233.3	1:50.641		11	Pit Out	95.7	31.873	115.8	47.025			11:12.357	
4	36.943	100.3	31.772	115.8	42.685		228.3	1:51.400		12	36.988	<u>107.0</u>	31.361	117.3	53.314		222.7	2:01.663	
5	<u>36.568</u>	104.0	31.412	114.0	<u>42.121</u>		<u>235.8</u>	<u>1:50.101</u>		13	36.992	99.0	31.498	111.5	44.922		231.3	1:53.412	
6	37.530	98.9	33.318	114.9	43.134		229.8	1:53.982		14	36.871	98.5	<u>31.254</u>	120.0	42.262		229.3	1:50.387	
7	37.004	98.6	31.765	112.5	42.453		228.3	1:51.222		15	37.077	97.2	31.396	<u>120.5</u>	43.627		224.1	1:52.100	
8	37.024	102.5	31.796	113.4	42.529		<u>235.8</u>	1:51.349		16	36.733	103.5	31.572	118.9	42.386		224.1	1:50.691	

57 DANIAL SHAHRI L										HONDA									
lap	Sect-1	Speed	Sect-2	Speed	Sect-3	Speed	TopSpeed	laptime	pit	lap	Sect-1	Speed	Sect-2	Speed	Sect-3	Speed	Topspeed	laptime	pit
1	Pit Out	87.5	33.204	112.9	48.374			2:12.312		9	37.089	104.9	33.898	114.5	Pit In		224.5	2:12.087	
2	36.821	98.9	31.473	114.8	42.559		230.3	1:50.853		10	Pit Out	95.7	31.788	117.3	47.093			12:55.866	
3	36.833	97.7	31.457	117.0	42.303		229.3	1:50.593		11	36.900	100.7	31.285	116.5	52.945		222.7	2:01.130	
4	<u>36.491</u>	99.4	<u>31.265</u>	<u>119.5</u>	<u>42.293</u>		<u>232.8</u>	<u>1:50.049</u>		12	36.738	<u>107.7</u>	32.300	111.6	43.753		222.7	1:52.791	
5	36.621	103.9	32.408	113.4	43.536		228.3	1:52.565		13	36.824	100.8	31.287	117.1	42.895		222.2	1:51.006	
6	36.717	99.4	31.512	116.4	42.540		231.8	1:50.769		14	37.224	97.6	31.470	116.8	43.511		221.8	1:52.205	
7	36.779	100.1	31.641	109.6	42.776		230.8	1:51.196		15	36.886	106.7	32.356	117.0	42.666		220.9	1:51.908	
8	36.797	101.2	31.640	116.0	44.811		226.9	1:53.248		16									

67 CASEY JAMES O'GORMAN										HONDA									
lap	Sect-1	Speed	Sect-2	Speed	Sect-3	Speed	TopSpeed	laptime	pit	lap	Sect-1	Speed	Sect-2	Speed	Sect-3	Speed	Topspeed	laptime	pit
1	Pit Out	94.8	32.070	113.7	44.423			1:59.945		9	36.297	100.5	30.895	117.0	41.979		225.0	1:49.171	
2	36.855	97.3	31.446	113.7	42.359		228.3	1:50.660		10	36.385	99.4	<u>30.755</u>	115.3	<u>41.864</u>		224.5	<u>1:49.004</u>	
3	37.093	93.8	31.950	118.0	46.315		229.8	1:55.358		11	40.164	99.4	32.789	112.9	51.316		225.5	2:04.269	
4	36.758	98.9	31.009	116.8	42.053		229.8	1:49.820		12	37.462	99.8	31.481	115.5	52.140		228.8	2:01.083	
5	36.455	99.6	31.229	114.0	42.013		229.3	1:49.697		13	36.912	99.7	31.528	114.6	44.979		228.8	1:53.419	
6	37.866	95.5	31.826	113.9	Pit In		229.3	2:12.223		14	36.784	99.0	30.942	117.1	42.094		<u>230.3</u>	1:49.820	
7	Pit Out	100.7	31.807	114.8	42.692			11:37.764		15	37.265	100.7	33.183	113.6	43.251		223.1	1:53.699	
8	36.747	100.0	30.997	<u>118.9</u>	42.182		225.5	1:49.926		16	<u>36.285</u>	101.5	31.310	118.7	42.032		228.3	1:49.627	

72 EDOARDO LI GUORI										KTM									
lap	Sect-1	Speed	Sect-2	Speed	Sect-3	Speed	TopSpeed	laptime	pit	lap	Sect-1	Speed	Sect-2	Speed	Sect-3	Speed	Topspeed	laptime	pit
1	Pit Out	91.4	34.054	109.6	43.726			2:01.916		8	Pit Out	97.3	31.778	112.1	49.186			11:06.241	
2	37.470	100.1	34.709	112.6	43.165		225.0	1:55.344		9	37.397	99.4	31.531	113.0	51.735		230.3	2:00.663	
3	37.249	95.2	32.087	107.6	Pit In		226.9	2:15.160		10	36.936	98.7	31.469	112.1	45.701		228.8	1:54.106	
4	Pit Out	95.5	32.146	113.6	48.092			5:34.699		11	37.694	98.3	31.491	113.4	<u>42.467</u>		222.7	1:51.652	
5	37.325	97.6	31.920	114.8	42.516		228.8	1:51.761		12	37.085	97.5	35.174	106.5	45.755		<u>234.8</u>	1:58.014	
6	37.232	97.3	33.207	109.4	47.478		<u>234.8</u>	1:57.917		13	<u>36.619</u>	101.2	31.455	<u>116.0</u>	42.557		231.3	<u>1:50.631</u>	



FIM JUNIORGP WORLD CHAMPIONSHIP - PORTIMAO

Autódromo Internacional do Algarve

JuniorGP

20 - 23 June 2024

Laps and Sector Times - Free Practice 2

Autodromo Internacional Algarve - 4592mtr.

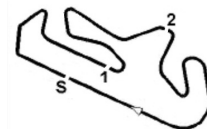
7	37.120	<u>109.9</u>	37.288	100.8	Pit In	226.4	<u>2:19.747</u>	14	36.973	97.2	<u>31.335</u>	114.5	42.563	231.8	1:50.871
---	--------	--------------	--------	-------	--------	-------	-----------------	----	--------	------	---------------	-------	--------	-------	----------

78 JAKOB ROSENTHALER									HUSQVARNA										
lap	Sect-1	Speed	Sect-2	Speed	Sect-3	Speed	TopSpeed	laptime	pit	lap	Sect-1	Speed	Sect-2	Speed	Sect-3	Speed	Topspeed	laptime	pit
1	Pit Out	96.9	31.786	111.9	43.813			<u>2:00.262</u>		10	37.730	97.1	32.512	114.3	Pit In		221.8	<u>2:12.376</u>	
2	36.419	101.5	31.006	120.4	42.280		235.8	<u>1:49.705</u>		11	Pit Out	100.5	31.622	116.8	49.981			<u>9:31.590</u>	
3	36.388	99.4	31.204	118.2	42.229		228.3	1:49.821		12	36.757	101.8	31.438	118.9	53.882		234.3	<u>2:02.077</u>	
4	36.480	99.2	31.015	<u>120.5</u>	48.011		225.0	1:55.506		13	<u>36.023</u>	103.3	<u>30.801</u>	117.8	Pit In		232.3	<u>2:07.943</u>	
5	36.878	101.7	31.331	116.3	42.233		229.3	1:50.442		14	Pit Out	101.0	31.404	118.0	42.424			<u>2:21.173</u>	
6	36.361	106.3	31.976	119.3	44.764		232.8	1:53.101		15	36.551	104.3	31.316	116.1	<u>42.218</u>		222.7	1:50.085	
7	36.345	97.4	31.412	115.1	42.514		233.3	1:50.271		16	36.264	<u>111.7</u>	31.770	119.5	42.694		226.9	1:50.728	
8	36.791	100.6	31.194	116.4	42.456		<u>241.6</u>	1:50.441		17	36.748	100.7	31.105	116.8	42.475		220.9	1:50.328	
9	36.306	107.1	31.356	119.6	42.532		226.4	1:50.194		18									

83 ÁLVARO CARPE									HUSQVARNA										
lap	Sect-1	Speed	Sect-2	Speed	Sect-3	Speed	TopSpeed	laptime	pit	lap	Sect-1	Speed	Sect-2	Speed	Sect-3	Speed	Topspeed	laptime	pit
1	Pit Out	98.8	31.210	116.0	42.089			<u>1:55.324</u>		8	43.609	94.3	32.939	111.2	Pit In		219.1	<u>2:18.522</u>	
2	35.880	108.9	31.134	118.3	41.729		233.3	1:48.743		9	Pit Out	99.6	36.149	109.2	50.925			<u>16:08.074</u>	
3	36.049	104.1	30.911	119.7	41.370		232.8	1:48.330		10	36.303	105.4	30.763	113.3	51.089		232.8	1:58.155	
4	<u>35.780</u>	106.9	31.171	115.4	41.641		234.3	1:48.592		11	36.198	104.4	<u>30.726</u>	<u>121.9</u>	41.745		233.3	1:48.669	
5	36.102	101.8	31.306	117.8	41.622		222.2	1:49.030		12	35.918	<u>130.1</u>	39.355	100.1	50.655		228.3	2:05.928	
6	36.085	106.1	30.966	121.5	41.774		231.3	1:48.825		13	36.201	108.4	30.949	121.6	42.105		227.8	1:49.255	
7	35.817	102.7	30.807	115.8	<u>41.363</u>		<u>242.2</u>	<u>1:47.987</u>		14									

89 MARCOS URI ARTE									CFMOTO										
lap	Sect-1	Speed	Sect-2	Speed	Sect-3	Speed	TopSpeed	laptime	pit	lap	Sect-1	Speed	Sect-2	Speed	Sect-3	Speed	Topspeed	laptime	pit
1	Pit Out	<u>100.4</u>	31.384	116.5	42.514			<u>1:53.045</u>		10	36.505	97.7	30.911	117.3	42.041		225.0	1:49.457	
2	36.582	96.5	31.089	117.8	42.375		228.3	1:50.046		11	36.300	96.5	<u>30.848</u>	118.8	44.506		225.5	1:51.654	
3	36.532	95.6	31.070	114.6	<u>42.025</u>		<u>228.8</u>	1:49.627		12	36.462	95.9	31.035	117.1	42.050		227.4	1:49.547	
4	36.492	100.3	30.945	<u>121.8</u>	43.883		225.0	1:51.320		13	36.327	98.7	30.980	118.3	42.081		225.5	1:49.388	
5	36.648	97.8	30.938	119.2	42.149		226.4	1:49.735		14	36.325	98.2	30.920	117.8	42.031		224.5	<u>1:49.276</u>	
6	36.368	98.0	31.123	114.6	42.345		227.4	1:49.836		15	<u>36.227</u>	98.5	30.913	116.9	42.221		227.4	1:49.361	
7	36.493	98.3	31.087	115.4	42.287		225.5	1:49.867		16	<u>36.233</u>	99.4	30.943	120.9	42.336		226.4	1:49.512	
8	39.714	87.7	33.595	105.0	Pit In		227.4	<u>2:21.091</u>		17	36.525	97.9	31.045	115.9	42.271		225.9	1:49.841	
9	Pit Out	92.2	31.843	120.1	44.299			<u>10:51.369</u>		18									

91 KOTARO UCHI UMI									KTM										
lap	Sect-1	Speed	Sect-2	Speed	Sect-3	Speed	TopSpeed	laptime	pit	lap	Sect-1	Speed	Sect-2	Speed	Sect-3	Speed	Topspeed	laptime	pit
1	Pit Out	88.6	32.349	110.8	43.422			<u>2:01.647</u>		9	Pit Out	98.8	31.620	<u>122.6</u>	57.898			<u>7:45.280</u>	
2	37.186	94.2	31.465	117.0	42.709		223.6	1:51.360		10	37.338	97.0	31.221	117.0	46.091		218.2	1:54.650	
3	37.074	95.3	31.494	116.0	<u>41.942</u>		224.5	1:50.510		11	40.488	102.1	33.099	118.0	Pit In		220.4	<u>2:16.708</u>	
4	36.795	99.1	31.065	120.0	42.882		<u>228.3</u>	1:50.742		12	Pit Out	101.0	31.558	119.6	43.777			<u>2:26.662</u>	
5	<u>36.742</u>	97.9	31.913	112.5	41.998		223.1	1:50.653		13	36.818	100.7	31.317	120.9	42.435		223.1	1:50.570	
6	38.228	100.6	34.307	111.9	Pit In		226.4	<u>2:15.298</u>		14	37.454	100.6	31.559	116.0	42.471		218.2	1:51.484	
7	Pit Out	96.9	32.962	116.4	43.447			<u>6:57.706</u>		15	37.285	98.4	<u>31.048</u>	117.3	42.159		217.3	<u>1:50.492</u>	
8	36.845	<u>104.4</u>	34.130	115.1	Pit In		221.8	<u>2:12.297</u>		16									



FIM JUNIORGP WORLD CHAMPIONSHIP - PORTIMAO

Autódromo Internacional do Algarve

JuniorGP

20 - 23 June 2024

Laps and Sector Times - Free Practice 2

Autodromo Internacional Algarve - 4592mtr.

93 ARBI ADITAMA										HONDA									
lap	Sect-1	Speed	Sect-2	Speed	Sect-3	Speed	TopSpeed	laptime	pit	lap	Sect-1	Speed	Sect-2	Speed	Sect-3	Speed	Topspeed	laptime	pit
1	Pit Out	91.4	32.335	109.6	43.736			2:06.949		8	Pit Out	92.3	32.064	<u>116.6</u>	42.556			15:56.540	
2	36.616	96.6	31.425	116.3	42.051		234.8	1:50.092		9	36.546	100.5	35.168	100.2	49.923		226.9	2:01.637	
3	36.568	96.3	31.456	115.3	<u>41.790</u>		<u>235.3</u>	<u>1:49.814</u>		10	36.551	<u>103.9</u>	31.487	113.4	43.088		225.9	1:51.126	
4	<u>36.494</u>	103.3	31.539	115.9	41.902		229.3	1:49.935		11	36.851	101.9	31.477	113.9	42.080		223.6	1:50.408	
5	36.616	99.2	31.390	113.0	41.981		226.9	1:49.987		12	36.746	98.3	<u>31.234</u>	116.0	41.969		223.1	1:49.949	
6	36.871	98.6	32.348	103.2	43.141		230.3	1:52.360		13	36.717	101.1	32.177	112.7	42.677		226.9	1:51.571	
7	36.639	97.7	31.554	114.4	Pit In		230.8	<u>2:10.836</u>		14	36.839	95.5	31.376	115.3	41.938		223.1	1:50.153	

94 FACUNDO LLAMBIAS										HONDA									
lap	Sect-1	Speed	Sect-2	Speed	Sect-3	Speed	TopSpeed	laptime	pit	lap	Sect-1	Speed	Sect-2	Speed	Sect-3	Speed	Topspeed	laptime	pit
1	Pit Out	103.2	31.243	121.5	42.097			1:52.530		8	37.064	<u>106.5</u>	33.877	120.5	42.308		225.0	1:53.249	
2	<u>36.048</u>	105.5	31.011	<u>125.3</u>	41.831		<u>234.8</u>	1:48.890		9	36.229	104.4	31.303	115.8	45.057		225.5	1:52.589	
3	36.119	103.3	31.014	122.0	<u>41.343</u>		233.8	<u>1:48.476</u>		10	36.505	100.8	31.063	122.0	42.368		223.6	1:49.936	
4	38.820	106.1	33.862	111.7	43.094		232.3	1:55.776		11	36.482	102.8	32.173	117.9	42.750		225.0	1:51.405	
5	37.034	104.2	33.023	113.4	Pit In		233.8	<u>2:12.770</u>		12	36.543	101.8	31.175	123.7	42.711		223.6	1:50.429	
6	Pit Out	102.5	32.258	115.6	42.724			17:17.660		13	37.925	100.3	<u>32.669</u>	117.0	Pit In		222.2	<u>2:09.705</u>	
7	36.200	100.9	<u>30.877</u>	120.7	42.168		228.3	1:49.245		14									

96 GUIDO PINI										KTM									
lap	Sect-1	Speed	Sect-2	Speed	Sect-3	Speed	TopSpeed	laptime	pit	lap	Sect-1	Speed	Sect-2	Speed	Sect-3	Speed	Topspeed	laptime	pit
1	Pit Out	101.2	31.630	117.5	44.643			2:00.827		9	37.634	107.0	32.179	117.8	Pit In		228.8	2:11.551	
2	36.439	101.3	31.151	119.7	41.884		230.3	1:49.474		10	Pit Out	102.6	31.287	118.0	41.763			10:46.765	
3	36.246	105.6	31.200	119.9	41.685		227.8	1:49.131		11	35.894	105.6	31.355	120.9	41.560		227.4	1:48.809	
4	36.171	105.8	31.157	116.5	41.661		227.8	1:48.989		12	35.965	105.0	30.921	119.2	41.640		225.0	1:48.526	
5	35.942	106.3	31.090	120.8	41.735		230.3	1:48.767		13	36.021	107.6	30.967	121.2	41.635		226.4	1:48.623	
6	36.131	103.7	30.877	121.1	41.910		228.8	1:48.918		14	35.914	105.1	<u>30.693</u>	120.4	<u>41.462</u>		229.8	<u>1:48.069</u>	
7	36.024	106.4	30.947	117.4	41.595		229.3	1:48.566		15	<u>35.814</u>	106.2	30.971	<u>121.6</u>	41.663		<u>231.8</u>	1:48.448	
8	35.967	105.1	30.961	117.9	41.482		229.3	1:48.410		16	35.910	<u>112.9</u>	31.367	119.2	41.591		225.0	1:48.868	