

FIM JUNIORGP WORLD CHAMPIONSHIP - PORTIMAO

Autódromo Internacional do Algarve

JuniorGP

20 - 23 June 2024

Laps and Sector Times - Free Practice 1

Autodromo Internacional Algarve - 4592mtr.

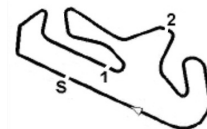
2 LORIS SCHÖNROCK										KTM									
lap	Sect-1	Speed	Sect-2	Speed	Sect-3	Speed	TopSpeed	laptime	pit	lap	Sect-1	Speed	Sect-2	Speed	Sect-3	Speed	Topspeed	laptime	pit
1	Pit Out	90.5	33.220	111.3	44.027			2:02.405		7	37.886	95.7	32.502	116.8	43.002		225.9	1:53.390	
2	38.782	89.2	32.890	112.3	43.523		226.4	1:55.195		8	41.457	101.3	34.207	109.1	Pit In		226.9	2:20.530	
3	37.951	95.0	32.846	110.9	42.991		234.3	1:53.788		9	Pit Out	96.5	32.529	117.1	43.713			13:34.895	
4	38.194	91.4	32.225	113.9	43.646		227.4	1:54.065		10	37.901	94.2	32.596	112.4	43.704		226.4	1:54.201	
5	38.206	92.3	32.592	111.8	43.408		224.5	1:54.206		11	6:38.510	92.3	33.014	113.2	44.427		225.9	7:55.951	
6	38.252	97.3	32.574	117.6	43.778		224.5	1:54.604		12	38.576	94.1	32.633	115.1	43.162		228.8	1:54.371	

4 MILAN PAWELEC										HUSQVARNA									
lap	Sect-1	Speed	Sect-2	Speed	Sect-3	Speed	TopSpeed	laptime	pit	lap	Sect-1	Speed	Sect-2	Speed	Sect-3	Speed	Topspeed	laptime	pit
1	Pit Out	98.5	31.652	114.9	Pit In		230.3	15:17.660		6	37.475	99.1	31.587	114.6	42.494		231.8	1:51.556	
2	Pit Out	96.8	31.661	115.5	42.544			6:16.815		7	36.919	96.1	33.345	112.7	45.547		232.8	1:55.811	
3	35.971	100.7	30.846	119.6	41.593		235.8	1:48.410		8	37.209	96.6	31.115	113.8	41.803		228.3	1:50.127	
4	39.076	100.2	30.839	116.5	41.816		234.8	1:51.731		9	5:41.462	95.7	31.430	119.2	42.247		233.3	6:55.139	
5	36.084	99.4	30.936	121.1	41.613		232.8	1:48.633		10									

5 LEO RAMMERSTORFER										HUSQVARNA									
lap	Sect-1	Speed	Sect-2	Speed	Sect-3	Speed	TopSpeed	laptime	pit	lap	Sect-1	Speed	Sect-2	Speed	Sect-3	Speed	Topspeed	laptime	pit
1	Pit Out	89.3	32.112	115.3	42.461			1:58.458		9	37.190	96.7	31.208	120.8	42.374		229.3	1:50.772	
2	37.209	94.2	31.458	119.1	42.266		235.8	1:50.933		10	36.553	98.2	31.262	122.3	41.815		230.8	1:49.630	
3	37.004	96.3	31.365	119.6	41.968		232.3	1:50.337		11	36.385	98.7	30.988	125.0	41.841		231.8	1:49.214	
4	37.095	94.1	31.411	117.8	41.843		232.8	1:50.349		12	36.413	100.6	31.071	123.9	41.642		232.8	1:49.126	
5	36.955	97.9	31.092	120.9	41.808		231.8	1:49.855		13	36.289	100.9	31.060	122.9	41.534		232.8	1:48.883	
6	37.463	95.9	31.301	121.5	41.872		237.9	1:50.636		14	38.979	95.3	31.613	120.8	Pit In		231.8	2:12.557	
7	36.795	101.0	31.335	120.7	42.139		231.8	1:50.269		15	Pit Out	97.6	31.670	119.7	43.865			12:34.342	
8	36.748	98.3	31.161	119.2	45.083		229.8	1:52.992		16	36.677	90.5	31.032	121.6	41.456		234.3	1:49.165	

8 EDDIE O'SHEA										HONDA									
lap	Sect-1	Speed	Sect-2	Speed	Sect-3	Speed	TopSpeed	laptime	pit	lap	Sect-1	Speed	Sect-2	Speed	Sect-3	Speed	Topspeed	laptime	pit
1	Pit Out	92.6	32.074	116.5	42.139			1:59.553		8	36.021	100.7	31.031	119.5	41.894		235.3	1:48.946	
2	36.668	94.5	30.933	121.9	41.521		236.3	1:49.122		9	36.013	100.3	30.962	121.2	41.772		236.3	1:48.747	
3	36.111	99.1	30.922	120.5	41.258		238.4	1:48.291		10	36.016	101.3	30.994	120.1	41.623		236.8	1:48.633	
4	36.330	99.5	30.901	120.1	46.386		238.9	1:53.617		11	37.357	95.7	32.238	116.4	Pit In		236.8	2:11.519	
5	36.024	98.8	31.101	122.7	41.362		242.2	1:48.487		12	Pit Out	97.5	31.003	120.8	41.841			12:09.252	
6	36.095	100.0	31.352	122.4	Pit In		243.8	2:08.933		13	35.883	103.5	30.655	121.2	41.871		236.8	1:48.409	
7	Pit Out	95.3	31.113	122.7	41.448			7:21.204		14									

11 ADRIÁN CRUCES										KTM									
lap	Sect-1	Speed	Sect-2	Speed	Sect-3	Speed	TopSpeed	laptime	pit	lap	Sect-1	Speed	Sect-2	Speed	Sect-3	Speed	Topspeed	laptime	pit
1	Pit Out	90.2	33.001	105.8	44.395			2:00.535		10	36.045	106.1	30.905	113.9	41.611		230.8	1:48.561	
2	36.951	101.1	31.240	109.8	41.960		232.8	1:50.151		11	36.945	101.9	31.414	116.5	42.075		230.8	1:50.434	
3	36.541	100.6	31.107	109.3	41.587		232.8	1:49.235		12	36.091	103.5	30.929	114.0	41.735		231.3	1:48.755	
4	36.352	101.9	30.822	112.9	41.511		231.3	1:48.685		13	37.471	99.4	31.388	112.9	41.906		231.8	1:50.765	
5	36.297	102.7	30.879	111.9	41.530		230.8	1:48.706		14	37.208	105.1	32.309	112.7	Pit In		231.8	2:11.235	
6	36.911	98.4	31.585	112.6	41.750		229.8	1:50.246		15	Pit Out	105.1	31.464	111.7	51.605			6:59.843	
7	36.405	103.4	30.994	112.9	41.652		230.3	1:49.051		16	4:56.661	100.5	31.285	114.3	44.161			6:12.107	
8	36.384	103.8	30.987	112.1	41.457		228.8	1:48.828		17	36.105	104.3	30.487	125.3	41.202		233.3	1:47.794	



FIM JUNIORGP WORLD CHAMPIONSHIP - PORTIMAO

Autódromo Internacional do Algarve

JuniorGP

20 - 23 June 2024

Laps and Sector Times - Free Practice 1

Autodromo Internacional Algarve - 4592mtr.

9	36.222	106.0	30.954	114.2	41.650	228.8	1:48.826	18									
---	--------	-------	--------	-------	--------	-------	----------	----	--	--	--	--	--	--	--	--	--

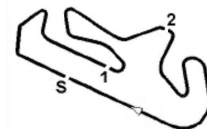
13 HAKIM DANISH									KTM										
lap	Sect-1	Speed	Sect-2	Speed	Sect-3	Speed	TopSpeed	laptime	pit	lap	Sect-1	Speed	Sect-2	Speed	Sect-3	Speed	Topspeed	laptime	pit
1	Pit Out	95.7	32.338	116.4	42.111			2:05.497		8	36.593	101.0	31.512	117.0	41.537		232.3	1:49.642	
2	36.925	100.3	31.552	117.8	41.859		234.3	1:50.336		9	37.255	103.0	32.305	113.9	Pit In		229.8	2:10.809	
3	37.057	100.9	31.600	115.9	41.578		233.3	1:50.235		10	Pit Out	100.8	34.150	112.9	46.960			13:43.417	
4	36.288	101.4	31.182	122.0	<u>41.342</u>		237.4	1:48.812		11	36.444	103.9	31.364	116.5	41.716		236.8	1:49.524	
5	<u>36.222</u>	101.3	31.352	121.6	41.425		237.9	1:48.999		12	5:00.171	100.8	31.395	122.0	42.280		<u>242.2</u>	<u>6:13.846</u>	
6	36.292	<u>104.7</u>	31.692	115.6	41.562		235.8	1:49.546		13	36.411	102.0	<u>30.889</u>	<u>124.3</u>	41.500		238.4	<u>1:48.800</u>	
7	37.298	100.7	31.318	118.2	41.667		236.3	1:50.283		14									

14 CORMAC BUCHANAN									KTM										
lap	Sect-1	Speed	Sect-2	Speed	Sect-3	Speed	TopSpeed	laptime	pit	lap	Sect-1	Speed	Sect-2	Speed	Sect-3	Speed	Topspeed	laptime	pit
1	Pit Out	94.4	31.513	111.9	42.305			1:56.110		6	Pit Out	98.6	31.124	117.5	42.162			8:34.565	
2	36.251	99.2	30.715	119.6	<u>41.157</u>		240.5	1:48.123		7	35.987	103.4	30.710	118.2	41.591		233.3	1:48.288	
3	36.024	99.3	31.181	115.0	41.557		<u>243.2</u>	1:48.762		8	<u>35.670</u>	<u>104.0</u>	30.754	<u>120.1</u>	41.683		235.8	1:48.107	
4	35.723	102.7	<u>30.581</u>	118.9	41.170		<u>243.2</u>	<u>1:47.474</u>		9	35.933	102.8	30.864	118.7	41.817		235.8	1:48.614	
5	36.098	103.9	30.787	115.8	Pit In		235.8	2:25.755		10	37.102	97.9	32.025	111.8	Pit In		236.8	2:11.914	

17 GEOFFREY EMMANUEL									KTM										
lap	Sect-1	Speed	Sect-2	Speed	Sect-3	Speed	TopSpeed	laptime	pit	lap	Sect-1	Speed	Sect-2	Speed	Sect-3	Speed	Topspeed	laptime	pit
1	Pit Out	92.2	33.202	102.3	43.891			2:01.269		9	37.852	100.0	32.688	110.7	43.104		224.1	1:53.644	
2	38.372	93.3	32.242	110.7	42.883		226.4	1:53.497		10	37.373	101.7	32.861	107.6	43.176		225.0	1:53.410	
3	37.458	98.5	32.605	109.0	43.056		228.8	1:53.119		11	37.717	97.3	32.323	108.7	43.260		225.0	1:53.300	
4	37.392	103.2	32.485	110.5	42.628		231.8	1:52.505		12	37.400	100.9	32.373	107.1	42.860		223.6	1:52.633	
5	37.450	101.8	32.078	109.0	42.757		228.3	1:52.285		13	37.381	97.0	<u>31.988</u>	<u>114.5</u>	49.895		221.3	1:59.264	
6	37.575	98.2	32.305	110.9	<u>42.361</u>		225.9	<u>1:52.241</u>		14	5:19.076	94.7	32.198	111.7	44.813		227.8	<u>6:36.087</u>	
7	39.387	<u>105.6</u>	33.771	102.4	Pit In		228.3	2:16.267		15	<u>37.076</u>	90.2	32.112	113.1	43.151		<u>237.9</u>	1:52.339	
8	Pit Out	96.2	32.964	110.7	44.175			8:55.546		16									

19 ALESSANDRO MOROSI									CFMOTO										
lap	Sect-1	Speed	Sect-2	Speed	Sect-3	Speed	TopSpeed	laptime	pit	lap	Sect-1	Speed	Sect-2	Speed	Sect-3	Speed	Topspeed	laptime	pit
1	Pit Out	94.0	31.542	113.8	41.998			1:56.512		7	Pit Out	101.0	31.345	117.4	<u>41.576</u>			7:47.650	
2	36.912	94.7	31.129	119.2	41.927		238.4	1:49.968		8	36.229	99.0	31.755	115.6	Pit In		235.3	2:12.834	
3	37.057	99.3	31.525	117.5	41.986		<u>242.2</u>	1:50.568		9	Pit Out	94.7	34.883	114.4	45.897			8:59.070	
4	36.674	96.9	31.208	117.0	41.943		238.4	1:49.825		10	36.198	100.2	30.823	122.0	41.763		240.0	1:48.784	
5	36.545	<u>105.1</u>	30.985	<u>124.9</u>	42.108		234.8	1:49.638		11	5:00.230	98.5	31.126	118.4	42.107		240.5	6:13.463	
6	38.390	99.8	32.662	116.3	Pit In		233.8	2:14.993		12	<u>36.026</u>	98.5	<u>30.703</u>	117.5	41.701		238.9	<u>1:48.430</u>	

20 JAKKREEPHAT PHUETTISAN									HONDA										
lap	Sect-1	Speed	Sect-2	Speed	Sect-3	Speed	TopSpeed	laptime	pit	lap	Sect-1	Speed	Sect-2	Speed	Sect-3	Speed	Topspeed	laptime	pit
1	Pit Out	90.2	32.223	110.5	43.046			1:57.205		8	37.286	94.1	31.935	113.9	42.601		233.8	1:51.822	
2	37.433	94.1	31.695	115.4	42.616		235.8	1:51.744		9	37.302	94.7	31.790	117.8	42.936		233.8	1:52.028	
3	37.213	95.0	31.651	118.3	42.716		237.4	1:51.580		10	38.351	94.4	33.202	103.9	Pit In		234.3	2:14.210	
4	37.144	97.2	31.523	119.1	42.680		236.3	1:51.347		11	Pit Out	94.0	31.827	113.1	<u>42.315</u>			9:27.079	
5	37.101	95.7	32.067	112.6	43.193		235.8	1:52.361		12	36.659	96.2	31.259	<u>121.3</u>	46.464		236.8	1:54.382	
6	37.095	92.1	31.775	110.5	42.986		236.3	1:51.856		13	<u>36.509</u>	95.6	<u>31.181</u>	119.6	42.697		238.4	<u>1:50.387</u>	



FIM JUNIORGP WORLD CHAMPIONSHIP - PORTIMAO

Autódromo Internacional do Algarve

JuniorGP

20 - 23 June 2024

Laps and Sector Times - Free Practice 1

Autodromo Internacional Algarve - 4592mtr.

7	37.587	<u>97.8</u>	32.148	109.8	43.184	234.3	1:52.919	14	5:35.864	95.3	31.568	117.5	42.545	6:49.977
---	--------	-------------	--------	-------	--------	-------	----------	----	----------	------	--------	-------	--------	----------

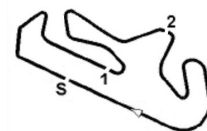
21 RUCHÉ MOODLEY									KTM										
lap	Sect-1	Speed	Sect-2	Speed	Sect-3	Speed	TopSpeed	laptime	pit	lap	Sect-1	Speed	Sect-2	Speed	Sect-3	Speed	Topspeed	laptime	pit
1	Pit Out	91.4	32.393	108.7	45.603			2:01.753		8	36.543	100.3	<u>30.797</u>	118.0	41.821		233.8	1:49.161	
2	38.555	92.5	31.659	114.9	50.947		<u>235.8</u>	2:01.161		9	38.496	107.0	32.099	115.5	42.330		233.8	1:52.925	
3	37.180	97.5	31.338	113.3	42.402		234.8	1:50.920		10	36.332	<u>107.9</u>	31.280	117.9	41.581		234.3	1:49.193	
4	36.940	97.0	31.166	117.4	41.685		232.8	1:49.791		11	<u>36.227</u>	101.5	31.021	118.3	41.746		233.8	<u>1:48.994</u>	
5	36.827	98.7	31.031	117.9	<u>41.511</u>		232.8	1:49.369		12	36.731	105.1	32.045	114.4	Pit In		<u>235.8</u>	2:11.019	
6	37.578	99.7	31.464	114.5	Pit In		233.8	2:12.345		13	Pit Out	97.2	31.320	<u>120.0</u>	42.287			4:58.376	
7	Pit Out	95.3	31.379	114.9	42.700			6:54.227		14	4:49.872	102.5	31.640	116.1	41.684			6:03.196	

25 LEONARDO ABRUZZO									KTM										
lap	Sect-1	Speed	Sect-2	Speed	Sect-3	Speed	TopSpeed	laptime	pit	lap	Sect-1	Speed	Sect-2	Speed	Sect-3	Speed	Topspeed	laptime	pit
1	Pit Out	91.0	32.189	115.8	42.168			2:00.598		8	38.413	91.1	32.998	105.9	Pit In		226.9	2:13.671	
2	36.972	96.9	31.477	116.0	41.723		232.8	1:50.172		9	Pit Out	92.0	32.520	119.7	41.985			13:58.837	
3	36.755	99.8	31.355	111.6	<u>41.564</u>		230.8	1:49.674		10	<u>36.244</u>	101.9	31.661	107.7	44.467		<u>238.4</u>	1:52.372	
4	36.631	99.6	31.281	114.8	41.745		230.8	1:49.657		11	36.534	99.7	<u>31.123</u>	116.1	41.686		236.3	<u>1:49.343</u>	
5	36.801	101.6	31.339	<u>119.9</u>	41.958		225.9	1:50.098		12	5:05.948	<u>104.4</u>	31.989	114.8	47.777		<u>238.4</u>	6:25.714	
6	40.426	97.6	31.517	114.0	42.144		229.3	1:54.087		13	36.467	97.8	31.227	118.6	41.725		233.8	1:49.419	
7	36.931	101.5	31.600	118.6	42.107		230.3	1:50.638		14									

27 RICO SALMELA									HUSQVARNA										
lap	Sect-1	Speed	Sect-2	Speed	Sect-3	Speed	TopSpeed	laptime	pit	lap	Sect-1	Speed	Sect-2	Speed	Sect-3	Speed	Topspeed	laptime	pit
1	Pit Out	93.7	31.516	117.6	41.621			1:57.398		8	36.975	101.8	31.224	119.5	41.579		231.8	1:49.778	
2	36.544	99.1	30.897	120.1	41.206		233.3	1:48.647		9	36.602	105.4	31.772	120.8	Pit In		232.8	2:11.079	
3	36.101	101.6	30.787	122.0	41.185		235.8	1:48.073		10	Pit Out	103.3	31.427	118.8	41.630			11:11.294	
4	36.996	98.4	31.245	119.2	41.332		234.8	1:49.573		11	37.085	106.1	36.251	113.9	43.354		234.8	1:56.690	
5	36.152	102.2	<u>30.611</u>	122.0	<u>40.967</u>		234.3	<u>1:47.730</u>		12	36.391	<u>128.6</u>	37.272	117.9	41.902		241.6	1:55.565	
6	36.042	103.7	30.788	<u>122.2</u>	41.044		234.3	1:47.874		13	5:11.045	100.3	31.236	117.6	44.475			6:26.756	
7	36.049	102.1	31.192	119.2	41.087		233.8	1:48.328		14	<u>35.941</u>	102.7	30.951	119.2	41.480		234.3	1:48.372	

28 MÁXIMO QUILES									HONDA										
lap	Sect-1	Speed	Sect-2	Speed	Sect-3	Speed	TopSpeed	laptime	pit	lap	Sect-1	Speed	Sect-2	Speed	Sect-3	Speed	Topspeed	laptime	pit
1	Pit Out	92.9	31.764	105.4	41.839			1:55.838		8	37.745	95.0	31.414	116.3	42.112		231.3	1:51.271	
2	36.701	98.0	31.157	109.9	41.578		234.3	1:49.436		9	36.375	98.4	31.042	112.3	41.779		234.3	1:49.196	
3	36.413	98.4	31.002	116.5	41.411		234.3	1:48.826		10	36.963	98.8	31.367	113.7	Pit In		232.8	2:08.965	
4	36.495	97.0	30.870	113.3	41.401		233.8	1:48.766		11	Pit Out	98.0	31.303	115.0	41.858			9:30.847	
5	36.420	<u>100.8</u>	31.155	114.8	41.379		233.8	1:48.954		12	36.117	99.5	<u>30.548</u>	<u>125.7</u>	41.409		<u>235.3</u>	1:48.074	
6	36.444	98.6	31.368	108.2	42.768		232.8	1:50.580		13	6:41.427	97.7	32.532	118.8	42.101		233.3	7:56.060	
7	36.539	98.3	31.215	110.4	41.464		234.3	1:49.218		14	<u>36.012</u>	97.1	30.785	111.8	<u>41.141</u>		234.8	<u>1:47.938</u>	

29 KEVIN FARKAS									KTM										
lap	Sect-1	Speed	Sect-2	Speed	Sect-3	Speed	TopSpeed	laptime	pit	lap	Sect-1	Speed	Sect-2	Speed	Sect-3	Speed	Topspeed	laptime	pit
1	Pit Out	90.9	32.531	110.8	42.685			1:59.352		8	37.251	96.2	31.521	117.0	42.125		230.3	1:50.897	
2	37.308	91.0	31.795	114.3	42.230		<u>240.0</u>	1:51.333		9	39.169	<u>97.6</u>	34.144	110.8	Pit In		232.3	2:15.929	
3	37.169	92.2	31.631	115.9	42.012		235.3	1:50.812		10	Pit Out	90.7	33.654	115.1	42.180			11:20.837	
4	37.111	93.5	31.563	114.6	42.183		233.8	1:50.857		11	37.910	96.8	31.360	115.3	44.187		232.3	1:53.457	



FIM JUNIORGP WORLD CHAMPIONSHIP - PORTIMAO

Autódromo Internacional do Algarve

JuniorGP

20 - 23 June 2024

Laps and Sector Times - Free Practice 1

Autodromo Internacional Algarve - 4592mtr.

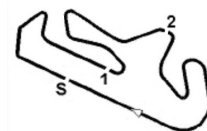
5	37.564	95.6	31.717	118.2	41.994	233.8	1:51.275	12	36.830	96.3	31.452	116.1	46.456	239.5	1:54.738
6	37.082	93.3	31.617	119.2	<u>41.939</u>	231.3	1:50.638	13	5:07.011	94.6	32.812	116.5	46.533		6:26.356
7	39.291	96.4	33.435	114.6	48.117	229.3	2:00.843	14	<u>36.692</u>	96.0	<u>31.271</u>	<u>119.9</u>	42.025	239.5	<u>1:49.988</u>

34 CESARE TIEZZI									KTM										
lap	Sect-1	Speed	Sect-2	Speed	Sect-3	Speed	TopSpeed	laptime	pit	lap	Sect-1	Speed	Sect-2	Speed	Sect-3	Speed	Topspeed	laptime	pit
1	Pit Out	87.7	33.278	103.5	43.956			2:00.943		9	36.788	<u>97.0</u>	31.578	115.6	42.636		229.8	1:51.002	
2	37.892	90.8	32.857	110.0	43.261		231.8	1:54.010		10	36.679	96.7	31.285	<u>118.9</u>	42.325		231.8	1:50.289	
3	37.490	93.4	31.873	109.3	42.911		232.8	1:52.274		11	37.436	96.6	32.554	114.0	Pit In		231.8	2:12.394	
4	38.009	94.5	31.775	110.0	46.993		231.8	1:56.777		12	Pit Out	93.1	31.659	114.9	42.401			5:32.005	
5	37.273	96.5	31.532	114.6	42.922		236.8	1:51.727		13	36.459	96.9	31.690	111.1	48.923		236.8	1:57.072	
6	37.121	96.5	31.510	111.7	42.620		229.8	1:51.251		14	5:00.710	93.8	31.746	112.1	42.927		236.3	6:15.383	
7	37.260	94.1	33.039	113.4	Pit In		230.8	2:13.067		15	<u>36.445</u>	95.7	<u>30.976</u>	117.1	<u>41.856</u>		238.4	<u>1:49.277</u>	
8	Pit Out	96.7	32.605	105.2	43.060			5:37.192		16									

36 ANGUS GRENFELL									KTM										
lap	Sect-1	Speed	Sect-2	Speed	Sect-3	Speed	TopSpeed	laptime	pit	lap	Sect-1	Speed	Sect-2	Speed	Sect-3	Speed	Topspeed	laptime	pit
1	Pit Out	93.8	31.829	114.6	42.050			1:56.662		8	36.171	102.8	31.197	116.0	<u>41.597</u>		236.8	1:48.965	
2	37.988	96.4	31.597	112.5	42.484		233.3	1:52.069		9	36.252	102.7	31.083	118.4	41.881		235.3	1:49.216	
3	37.249	98.3	31.144	<u>123.0</u>	42.061		231.8	1:50.454		10	36.236	<u>110.1</u>	32.458	121.9	53.743		232.3	2:02.437	
4	36.775	100.3	31.075	118.2	41.889		233.8	1:49.739		11	36.740	99.4	31.332	117.5	42.251		232.8	1:50.323	
5	36.641	99.4	31.586	115.8	42.280		234.8	1:50.507		12	6:12.580	98.3	31.311	112.3	42.554		233.3	7:26.445	
6	38.222	94.7	32.613	106.1	Pit In		228.8	2:14.170		13	<u>36.064</u>	99.7	<u>30.890</u>	117.3	41.870		<u>239.5</u>	<u>1:48.824</u>	
7	Pit Out	99.0	31.396	112.1	41.704			12:33.453		14									

41 AOI UEZU									KTM										
lap	Sect-1	Speed	Sect-2	Speed	Sect-3	Speed	TopSpeed	laptime	pit	lap	Sect-1	Speed	Sect-2	Speed	Sect-3	Speed	Topspeed	laptime	pit
1	Pit Out	91.4	32.677	111.9	43.904			1:59.228		8	37.546	99.7	32.113	115.3	Pit In		225.9	2:15.659	
2	38.171	90.7	32.120	115.4	42.952		231.3	1:53.243		9	Pit Out	91.4	32.310	119.9	42.296			13:35.971	
3	37.744	96.7	31.924	116.4	42.774		225.5	1:52.442		10	37.598	102.8	32.216	114.8	44.051		231.3	1:53.865	
4	37.447	97.9	31.460	<u>120.4</u>	42.285		228.3	1:51.192		11	36.950	99.8	<u>31.427</u>	118.6	42.543		<u>235.3</u>	1:50.920	
5	48.130	100.3	32.114	116.5	42.799		223.6	2:03.043		12	5:21.466	101.4	33.722	103.8	47.918			6:43.106	
6	38.349	95.7	32.579	113.7	42.993		231.3	1:53.921		13	<u>36.884</u>	98.3	31.454	116.5	<u>42.127</u>		233.8	<u>1:50.465</u>	
7	37.484	<u>103.0</u>	31.953	116.8	42.668		222.2	1:52.105		14									

45 KGOPOTSO MONONYANE									KTM										
lap	Sect-1	Speed	Sect-2	Speed	Sect-3	Speed	TopSpeed	laptime	pit	lap	Sect-1	Speed	Sect-2	Speed	Sect-3	Speed	Topspeed	laptime	pit
1	Pit Out	92.0	32.592	115.9	43.086			2:00.289		9	36.688	<u>105.9</u>	31.266	119.6	41.795		233.3	1:49.749	
2	37.267	97.6	31.786	118.9	42.266		229.3	1:51.319		10	36.058	101.8	30.916	121.9	<u>41.512</u>		231.8	<u>1:48.486</u>	
3	36.728	102.9	31.530	117.9	41.977		231.8	1:50.235		11	36.438	101.6	<u>30.893</u>	<u>122.9</u>	41.538		230.3	1:48.869	
4	36.399	102.1	31.411	121.5	42.615		231.3	1:50.425		12	<u>35.908</u>	104.4	31.296	122.0	41.546		229.3	1:48.750	
5	36.824	101.3	31.306	121.6	42.099		230.3	1:50.229		13	38.619	97.2	33.846	109.1	Pit In		229.3	2:16.106	
6	36.576	103.4	31.235	122.7	41.775		229.3	1:49.586		14	Pit Out	97.6	31.578	<u>122.9</u>	44.652			7:45.335	
7	38.312	98.1	32.672	119.9	Pit In		230.8	2:12.901		15	36.274	97.8	30.962	116.1	41.988		236.8	1:49.224	
8	Pit Out	94.2	33.861	116.4	43.402			8:38.496		16									



FIM JUNIORGP WORLD CHAMPIONSHIP - PORTIMAO

Autódromo Internacional do Algarve

JuniorGP

20 - 23 June 2024

Laps and Sector Times - Free Practice 1

Autodromo Internacional Algarve - 4592mtr.

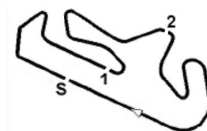
47 DODO BOGGIO										KTM									
lap	Sect-1	Speed	Sect-2	Speed	Sect-3	Speed	TopSpeed	laptime	pit	lap	Sect-1	Speed	Sect-2	Speed	Sect-3	Speed	Topspeed	laptime	pit
1	Pit Out	90.2	33.664	109.0	46.176			2:05.352		9	36.733	102.4	31.302	119.1	42.184		222.7	1:50.219	
2	36.948	98.1	31.022	116.4	41.732		230.8	1:49.702		10	36.643	103.8	31.225	<u>120.9</u>	42.226		224.5	1:50.094	
3	36.500	100.3	31.286	115.5	41.701		232.8	1:49.487		11	37.604	100.5	31.626	118.7	Pit In		225.9	2:11.606	
4	36.380	101.8	30.980	116.4	<u>41.412</u>		232.8	1:48.772		12	Pit Out	100.7	31.824	117.3	41.604			4:51.476	
5	36.359	100.7	31.382	107.2	42.062		231.3	1:49.803		13	35.874	<u>110.2</u>	31.238	109.9	43.420		232.3	1:50.532	
6	36.548	103.4	31.044	118.7	41.437		237.4	1:49.029		14	36.091	101.0	31.116	103.5	42.254		236.3	1:49.461	
7	38.004	100.1	31.831	115.9	Pit In		237.9	2:11.370		15	4:58.864	97.1	31.624	113.6	41.928		237.9	6:12.416	
8	Pit Out	98.0	31.712	115.6	42.490			4:47.538		16	<u>35.785</u>	103.4	<u>30.714</u>	116.3	41.871		236.3	<u>1:48.370</u>	

48 LENOXX PHOMMARA										KTM									
lap	Sect-1	Speed	Sect-2	Speed	Sect-3	Speed	TopSpeed	laptime	pit	lap	Sect-1	Speed	Sect-2	Speed	Sect-3	Speed	Topspeed	laptime	pit
1	Pit Out	94.2	32.734	110.7	45.970			2:01.738		8	36.818	102.8	31.437	117.3	42.220		230.3	1:50.475	
2	37.495	91.8	31.675	116.6	49.088		234.3	1:58.258		9	36.615	101.2	31.121	120.1	<u>41.690</u>		229.8	1:49.426	
3	36.698	100.4	31.333	116.0	41.718		236.8	1:49.749		10	<u>36.243</u>	<u>109.3</u>	34.609	113.2	Pit In		232.3	2:16.797	
4	36.499	101.6	<u>30.969</u>	119.3	41.702		234.8	1:49.170		11	Pit Out	96.1	31.704	114.8	42.292			9:02.242	
5	37.344	101.6	31.219	119.1	42.112		235.8	1:50.675		12	36.624	100.3	31.305	118.3	51.115		235.8	1:59.044	
6	36.287	104.5	31.838	115.0	Pit In		234.8	2:11.718		13	5:23.389	97.6	35.509	106.0	47.666		<u>240.0</u>	6:46.564	
7	Pit Out	99.0	32.111	114.8	42.683			4:20.144		14	36.282	99.4	31.045	<u>121.2</u>	41.760		235.3	<u>1:49.087</u>	

52 EVAN BELFORD										HONDA									
lap	Sect-1	Speed	Sect-2	Speed	Sect-3	Speed	TopSpeed	laptime	pit	lap	Sect-1	Speed	Sect-2	Speed	Sect-3	Speed	Topspeed	laptime	pit
1	Pit Out	92.5	32.303	119.7	42.534			1:58.989		8	37.155	95.2	31.631	119.5	42.023		230.3	1:50.809	
2	37.248	97.5	31.740	118.0	42.296		232.8	1:51.284		9	36.608	100.7	31.413	119.5	41.974		231.3	1:49.995	
3	36.865	95.4	32.351	114.9	41.745		236.3	1:50.961		10	37.649	100.4	32.687	119.7	Pit In		232.8	2:14.359	
4	36.655	<u>101.0</u>	31.178	120.3	<u>41.450</u>		233.3	1:49.283		11	Pit Out	100.1	31.660	119.7	46.580			7:41.818	
5	36.868	99.1	31.146	123.3	41.545		234.8	1:49.559		12	5:02.043	96.6	31.430	117.5	42.381		227.8	6:15.854	
6	36.594	100.7	31.429	114.9	Pit In		235.3	2:10.983		13	<u>36.268</u>	98.3	<u>31.011</u>	117.6	41.731		<u>240.0</u>	<u>1:49.010</u>	
7	Pit Out	97.6	31.512	<u>124.4</u>	42.273			7:40.122		14									

54 JESÚS RIOS										KTM									
lap	Sect-1	Speed	Sect-2	Speed	Sect-3	Speed	TopSpeed	laptime	pit	lap	Sect-1	Speed	Sect-2	Speed	Sect-3	Speed	Topspeed	laptime	pit
1	Pit Out	<u>105.7</u>	31.945	121.2	Pit In		226.9	11:26.912		7	<u>35.785</u>	103.6	<u>30.412</u>	125.4	41.268		228.8	<u>1:47.465</u>	
2	Pit Out	97.7	31.438	123.7	41.465			8:21.595		8	37.418	100.7	32.612	113.3	42.848		222.7	1:52.878	
3	35.989	102.7	31.353	119.6	43.977		226.9	1:51.319		9	35.954	99.9	30.598	123.3	41.403		227.8	1:47.955	
4	38.525	101.2	30.512	127.7	<u>41.239</u>		225.5	1:50.276		10	5:33.375	101.3	30.740	<u>131.9</u>	42.328		224.1	6:46.443	
5	35.867	102.4	30.540	125.4	41.296		233.3	1:47.703		11	35.796	99.7	30.490	124.6	41.260		<u>239.5</u>	1:47.546	
6	37.265	101.4	30.845	126.5	41.279		225.9	1:49.389		12									

56 AMON ODAKI										HONDA									
lap	Sect-1	Speed	Sect-2	Speed	Sect-3	Speed	TopSpeed	laptime	pit	lap	Sect-1	Speed	Sect-2	Speed	Sect-3	Speed	Topspeed	laptime	pit
1	Pit Out	92.8	32.686	108.9	43.127			1:59.661		8	37.700	101.3	32.814	112.1	42.249		231.3	1:52.763	
2	37.253	95.8	31.791	112.9	42.282		232.8	1:51.326		9	40.850	94.7	32.922	114.3	Pit In		233.3	2:16.659	
3	37.086	100.4	31.647	113.2	42.118		232.3	1:50.851		10	Pit Out	90.5	32.025	110.0	42.376			11:19.051	
4	37.116	98.3	<u>31.479</u>	111.3	42.046		231.3	1:50.641		11	36.851	<u>103.4</u>	32.200	114.6	44.430		233.8	1:53.481	
5	36.999	99.1	31.536	113.4	42.011		231.3	1:50.546		12	<u>36.798</u>	101.1	31.568	112.1	41.853		235.3	<u>1:50.219</u>	
6	37.004	98.3	31.531	113.7	<u>41.799</u>		232.8	1:50.334		13	5:01.030	98.2	32.046	111.3	42.427		235.3	6:15.503	



FIM JUNIORGP WORLD CHAMPIONSHIP - PORTIMAO

Autódromo Internacional do Algarve

JuniorGP

20 - 23 June 2024

Laps and Sector Times - Free Practice 1

Autodromo Internacional Algarve - 4592mtr.

7	37.252	99.6	31.785	<u>116.1</u>	42.506	<u>235.8</u>	1:51.543	14	37.212	94.7	31.686	115.8	42.566	233.8	1:51.464
---	--------	------	--------	--------------	--------	--------------	----------	----	--------	------	--------	-------	--------	-------	----------

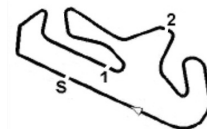
57 DANIAL SHAHRI L									HONDA										
lap	Sect-1	Speed	Sect-2	Speed	Sect-3	Speed	TopSpeed	laptime	pit	lap	Sect-1	Speed	Sect-2	Speed	Sect-3	Speed	Topspeed	laptime	pit
1	Pit Out	92.9	31.992	118.3	42.555			1:57.276		9	37.102	99.8	31.614	115.4	42.336		231.3	1:51.052	
2	37.368	97.3	31.604	117.9	42.508		232.8	1:51.480		10	36.726	99.9	31.564	115.6	42.385		232.8	1:50.675	
3	37.041	98.1	31.492	117.3	42.287		232.8	1:50.820		11	44.554	97.5	32.287	114.6	Pit In		232.3	2:19.558	
4	37.031	99.4	31.804	113.8	42.195		232.3	1:51.030		12	Pit Out	95.5	32.063	109.2	42.403			7:06.805	
5	36.992	100.7	31.637	116.0	42.183		231.3	1:50.812		13	36.546	97.5	<u>31.005</u>	<u>119.5</u>	43.445		<u>237.9</u>	1:50.996	
6	37.210	98.8	31.658	117.5	42.185		231.8	1:51.053		14	<u>36.258</u>	<u>100.8</u>	31.048	117.9	<u>41.519</u>		234.8	<u>1:48.825</u>	
7	36.965	99.6	31.564	116.8	42.250		231.8	1:50.779		15	5:02.694	97.1	31.628	113.6	41.877		235.3	6:16.199	
8	37.021	<u>100.8</u>	31.572	114.9	42.675		230.3	1:51.268		16	36.301	97.2	31.288	117.9	41.831		235.8	1:49.420	

67 CASEY JAMES O'GORMAN									HONDA										
lap	Sect-1	Speed	Sect-2	Speed	Sect-3	Speed	TopSpeed	laptime	pit	lap	Sect-1	Speed	Sect-2	Speed	Sect-3	Speed	Topspeed	laptime	pit
1	Pit Out	89.2	32.616	111.7	42.896			1:59.891		8	36.374	98.6	31.092	116.1	41.961		236.3	1:49.427	
2	36.979	95.8	31.360	114.6	42.023		235.3	1:50.362		9	37.621	93.5	32.180	110.9	Pit In		233.3	2:14.965	
3	36.645	97.7	31.115	114.8	41.860		234.8	1:49.620		10	Pit Out	94.6	31.529	<u>121.5</u>	43.678			11:12.494	
4	36.518	98.7	31.045	116.3	41.638		234.8	1:49.201		11	38.788	96.3	30.839	120.3	41.701		234.8	1:51.328	
5	38.112	<u>102.2</u>	31.280	115.3	<u>41.409</u>		233.8	1:50.801		12	<u>6:22.735</u>	96.0	<u>31.312</u>	116.6	43.207		236.3	7:37.254	
6	36.385	98.2	31.104	112.3	41.617		<u>238.4</u>	1:49.106		13	36.269	96.9	30.812	114.4	41.567		236.8	<u>1:48.648</u>	
7	38.547	98.3	31.441	113.6	41.531		233.3	1:51.519		14									

72 EDOARDO LIGUORI									KTM										
lap	Sect-1	Speed	Sect-2	Speed	Sect-3	Speed	TopSpeed	laptime	pit	lap	Sect-1	Speed	Sect-2	Speed	Sect-3	Speed	Topspeed	laptime	pit
1	Pit Out	90.8	32.666	111.0	42.783			1:59.905		7	Pit Out	98.1	33.927	<u>119.1</u>	42.480			17:08.130	
2	37.382	94.6	31.689	115.3	42.052		<u>237.4</u>	1:51.123		8	38.950	97.1	31.250	116.1	42.980		236.8	1:53.180	
3	36.985	97.9	31.485	114.9	42.027		<u>237.4</u>	1:50.497		9	36.560	<u>100.2</u>	<u>31.216</u>	113.3	42.081		236.8	1:49.857	
4	36.774	98.2	31.329	114.9	41.848		<u>237.4</u>	1:49.951		10	5:11.821	99.3	32.537	111.3	46.298			6:30.656	
5	36.838	97.3	31.245	115.5	41.934		<u>237.4</u>	1:50.017		11	<u>36.538</u>	99.6	31.284	118.2	<u>41.753</u>		235.8	<u>1:49.575</u>	
6	38.098	95.7	31.882	110.8	Pit In		235.8	2:14.610		12									

78 JAKOB ROSENTHALER									HUSQVARNA										
lap	Sect-1	Speed	Sect-2	Speed	Sect-3	Speed	TopSpeed	laptime	pit	lap	Sect-1	Speed	Sect-2	Speed	Sect-3	Speed	Topspeed	laptime	pit
1	Pit Out	96.1	31.920	117.4	42.230			1:58.148		9	36.516	100.5	31.118	115.3	41.906		231.3	1:49.540	
2	36.735	98.3	31.195	117.0	41.849		236.3	1:49.779		10	38.587	93.5	32.741	111.1	Pit In		230.3	2:12.399	
3	36.513	98.6	31.194	116.0	41.838		241.1	1:49.545		11	Pit Out	94.7	31.479	120.7	42.232			9:59.892	
4	36.554	99.4	<u>30.756</u>	117.8	41.416		233.8	1:48.726		12	36.005	105.4	32.047	111.2	45.676		233.8	1:53.728	
5	36.207	100.9	30.911	115.4	41.862		239.5	1:48.980		13	36.181	99.4	30.874	<u>120.8</u>	41.570		241.6	1:48.625	
6	36.517	105.0	31.237	118.8	41.578		233.3	1:49.332		14	5:17.773	100.4	31.266	<u>120.8</u>	44.810		<u>242.2</u>	6:33.849	
7	36.234	<u>106.1</u>	31.336	118.6	41.679		235.3	1:49.249		15	<u>35.818</u>	104.2	30.814	118.9	<u>41.378</u>		238.4	<u>1:48.010</u>	
8	36.482	99.5	31.329	115.5	41.623		231.3	1:49.434		16									

83 ÁLVARO CARPE									HUSQVARNA										
lap	Sect-1	Speed	Sect-2	Speed	Sect-3	Speed	TopSpeed	laptime	pit	lap	Sect-1	Speed	Sect-2	Speed	Sect-3	Speed	Topspeed	laptime	pit
1	Pit Out	100.8	30.840	122.3	41.205		237.4	7:22.667		6	35.636	104.5	<u>30.572</u>	117.9	<u>41.088</u>		240.0	<u>1:47.296</u>	
2	2:25.034	97.0	33.338	113.6	Pit In		234.3	4:00.082		7	35.812	105.3	31.074	104.7	42.773		236.8	1:49.659	
3	Pit Out	102.7	31.083	115.8	44.184			9:30.243		8	39.007	<u>128.6</u>	39.805	115.0	Pit In		237.9	2:20.595	



FIM JUNIORGP WORLD CHAMPIONSHIP - PORTIMAO

Autódromo Internacional do Algarve

JuniorGP

20 - 23 June 2024

Laps and Sector Times - Free Practice 1

Autodromo Internacional Algarve - 4592mtr.

4	35.657	101.5	30.589	<u>122.9</u>	41.145	238.4	1:47.391	9	Pit Out	104.3	37.308	80.2	44.927	8:17.594	
5	<u>35.632</u>	102.1	32.878	116.6	41.895	237.9	1:50.405	10	35.758	100.4	30.576	118.7	41.530	<u>241.6</u>	1:47.864

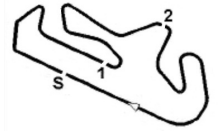
89									MARCOS URI ARTE									CFMOTO								
lap	Sect-1	Speed	Sect-2	Speed	Sect-3	Speed	TopSpeed	laptime	pit	lap	Sect-1	Speed	Sect-2	Speed	Sect-3	Speed	Topspeed	laptime	pit							
1	Pit Out	98.5	31.768	115.9	42.335			1:57.097		7	Pit Out	<u>99.9</u>	31.442	118.9	41.620			7:57.994								
2	36.487	97.1	30.986	118.0	41.279		237.9	1:48.752		8	36.176	97.4	31.707	118.7	Pit In		235.3	2:12.405								
3	36.527	97.9	32.089	108.3	42.812		243.8	1:51.428		9	Pit Out	89.0	35.155	115.1	45.879			8:59.255								
4	36.557	97.2	30.802	117.9	41.210		237.9	1:48.569		10	36.373	97.8	33.667	113.7	44.945		234.8	1:54.985								
5	36.310	95.7	<u>30.698</u>	116.9	<u>41.002</u>		238.4	<u>1:48.010</u>		11	4:53.696	99.6	31.251	<u>122.4</u>	42.274			6:07.221								
6	37.016	95.7	31.476	114.2	Pit In		<u>245.5</u>	2:11.074		12	<u>36.108</u>	96.0	30.733	120.9	41.828		236.3	1:48.669								

91									KOTARO UCHI UMI									KTM								
lap	Sect-1	Speed	Sect-2	Speed	Sect-3	Speed	TopSpeed	laptime	pit	lap	Sect-1	Speed	Sect-2	Speed	Sect-3	Speed	Topspeed	laptime	pit							
1	Pit Out	92.2	32.485	109.0	44.727			2:00.966		7	37.421	95.9	31.592	113.6	41.918		225.0	1:50.931								
2	37.453	92.0	31.639	116.1	41.725		231.3	1:50.817		8	37.554	96.5	31.737	115.9	42.030		221.8	1:51.321								
3	36.856	95.3	31.298	112.3	41.498		<u>234.3</u>	1:49.652		9	38.229	93.3	33.681	111.9	Pit In		223.6	2:14.902								
4	36.827	96.1	31.214	115.3	<u>41.463</u>		233.8	<u>1:49.504</u>		10	Pit Out	95.9	31.842	115.9	48.141			12:14.018								
5	37.009	96.7	31.314	115.9	41.734		232.3	1:50.057		11	37.466	<u>98.3</u>	31.381	116.3	42.334		230.8	1:51.181								
6	37.333	96.3	31.691	112.1	42.053		228.3	1:51.077		12																

93									ARBI ADITAMA									HONDA								
lap	Sect-1	Speed	Sect-2	Speed	Sect-3	Speed	TopSpeed	laptime	pit	lap	Sect-1	Speed	Sect-2	Speed	Sect-3	Speed	Topspeed	laptime	pit							
1	Pit Out	91.5	32.986	108.9	43.061			1:59.732		7	39.517	97.6	31.905	115.1	42.360		233.8	1:53.782								
2	37.174	95.7	32.017	113.0	42.182		236.3	1:51.373		8	36.674	98.8	31.630	114.4	<u>41.913</u>		233.3	1:50.217								
3	36.789	<u>102.7</u>	31.761	114.4	42.281		235.8	1:50.831		9	40.907	94.2	33.177	111.2	Pit In		233.8	2:14.240								
4	36.833	97.6	31.573	112.7	42.115		234.8	1:50.521		10	Pit Out	97.0	31.936	<u>117.0</u>	42.061			11:25.133								
5	36.748	100.3	31.677	114.2	42.203		234.3	1:50.628		11	36.212	100.9	31.189	115.1	47.049		236.3	1:54.450								
6	36.686	98.5	31.485	114.8	41.967		234.8	<u>1:50.138</u>		12																

94									FACUNDO LLAMBIAS									HONDA								
lap	Sect-1	Speed	Sect-2	Speed	Sect-3	Speed	TopSpeed	laptime	pit	lap	Sect-1	Speed	Sect-2	Speed	Sect-3	Speed	Topspeed	laptime	pit							
1	Pit Out	99.1	31.542	116.0	41.889			1:50.286		9	<u>36.031</u>	<u>106.9</u>	31.236	113.4	41.648		236.3	1:48.915								
2	36.678	100.9	30.958	121.3	41.538		237.4	1:49.174		10	36.111	102.0	31.063	118.6	41.983		237.4	1:49.157								
3	36.691	101.5	31.082	122.4	41.825		237.9	1:49.598		11	36.163	103.5	31.083	116.1	41.628		236.3	1:48.874								
4	36.628	101.3	30.984	118.2	41.524		235.8	1:49.136		12	38.227	95.1	35.163	110.3	45.331		235.3	1:58.721								
5	38.895	101.2	32.995	110.0	Pit In		234.8	2:14.687		13	36.499	98.7	31.071	118.0	48.549		235.3	1:56.119								
6	Pit Out	100.8	31.310	121.2	41.927			9:25.490		14	5:18.897	100.2	32.753	96.6	44.876			6:36.526								
7	36.269	102.6	<u>30.859</u>	<u>124.1</u>	42.078		234.8	1:49.206		15	36.184	97.2	30.926	116.6	<u>41.430</u>		<u>238.4</u>	<u>1:48.540</u>								
8	36.310	104.0	30.879	122.4	41.665		236.8	1:48.854		16																

96									GUIDO PINI									KTM								
lap	Sect-1	Speed	Sect-2	Speed	Sect-3	Speed	TopSpeed	laptime	pit	lap	Sect-1	Speed	Sect-2	Speed	Sect-3	Speed	Topspeed	laptime	pit							
1	Pit Out	98.5	32.100	117.5	42.406			2:00.171		8	35.886	105.0	30.932	122.4	41.323		237.4	1:48.141								
2	37.144	102.9	31.453	119.1	41.985		233.8	1:50.582		9	35.787	104.4	30.786	122.2	41.307		236.3	<u>1:47.880</u>								
3	36.440	104.4	31.260	120.7	41.939		233.3	1:49.639		10	36.086	102.3	30.778	120.8	41.187		234.8	1:48.051								
4	36.462	102.6	31.153	123.1	41.828		234.8	1:49.443		11	<u>35.763</u>	<u>106.7</u>	30.974	<u>125.0</u>	41.340		234.8	1:48.077								
5	36.423	102.2	31.151	119.5	42.800		234.3	1:50.374		12	6:32.937	102.3	31.184	119.7	42.637		235.3	7:46.758								



FIM JUNIORGP WORLD CHAMPIONSHIP - PORTIMAO

Autódromo Internacional do Algarve

JuniorGP

20 - 23 June 2024

Laps and Sector Times - Free Practice 1

Autodromo Internacional Algarve - 4592mtr.

6	37.062	95.3	31.616	108.0	Pit In	237.4	2:09.531	13	36.199	103.6	<u>30.659</u>	123.6	<u>41.042</u>	<u>239.5</u>	1:47.900
7	Pit Out	100.2	31.490	119.5	41.855		11:54.902	14							