

FIM JUNIORGP WORLD CHAMPIONSHIP - PORTIMAO

Autódromo Internacional do Algarve

ETC Gr B

20 - 23 June 2024

Laps and Sector Times - Practice

Autodromo Internacional Algarve - 4592mtr.

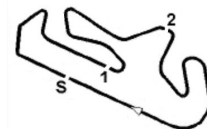
4 GABRIEL TESINI										HONDA									
lap	Sect-1	Speed	Sect-2	Speed	Sect-3	Speed	TopSpeed	laptime	pit	lap	Sect-1	Speed	Sect-2	Speed	Sect-3	Speed	Topspeed	laptime	pit
1	Pit Out	90.6	33.302	111.6	45.201			2:03.407		7	40.653	86.3	32.904	112.7	Pit In		219.5	2:18.278	
2		38.015	94.1	32.112	<u>120.7</u>	43.137	213.4	1:53.264		8	Pit Out	<u>94.3</u>	32.526	113.3	46.632			18:03.421	
3		40.240	87.2	32.303	110.2	Pit In	216.4	2:20.258		9	39.227	93.8	32.352	115.4	Pit In		201.5	2:16.113	
4	Pit Out	87.4	34.528	99.9	44.857			3:00.537		10	Pit Out	89.6	34.309	101.0	44.861			2:33.525	
5		37.762	94.1	<u>31.766</u>	115.9	47.440	220.4	1:56.968		11	37.802	93.8	32.041	113.3	43.122		220.0	1:52.965	
6		<u>37.716</u>	91.2	31.957	110.3	<u>42.860</u>	<u>220.9</u>	<u>1:52.533</u>		12									

8 EDOARDO BERTOLA										HONDA									
lap	Sect-1	Speed	Sect-2	Speed	Sect-3	Speed	TopSpeed	laptime	pit	lap	Sect-1	Speed	Sect-2	Speed	Sect-3	Speed	Topspeed	laptime	pit
1	Pit Out	91.2	32.526	117.1	46.209			2:03.788		6	Pit Out	85.1	37.466	111.1	49.899			23:24.900	
2		38.394	92.7	32.301	117.3	<u>42.796</u>	208.9	<u>1:53.491</u>		7	<u>38.020</u>	95.6	<u>32.062</u>	113.1	47.943		<u>217.7</u>	1:58.025	
3		38.849	93.4	32.390	112.7	44.439	213.0	1:55.678		8	39.673	87.9	33.996	<u>118.8</u>	Pit In		211.4	2:17.339	
4		38.331	93.6	32.227	111.8	43.182	209.7	1:53.740		9	Pit Out	<u>96.2</u>	33.596	116.5	42.954			2:26.100	
5		40.538	90.9	32.975	113.3	Pit In	210.9	2:18.427		10									

10 AFONSO ALMEIDA										HONDA									
lap	Sect-1	Speed	Sect-2	Speed	Sect-3	Speed	TopSpeed	laptime	pit	lap	Sect-1	Speed	Sect-2	Speed	Sect-3	Speed	Topspeed	laptime	pit
1	Pit Out	87.3	32.654	106.4	46.823			2:02.911		8	38.542	89.1	34.659	109.4	44.688		216.9	1:57.889	
2		39.136	89.2	32.916	109.8	43.489	219.5	1:55.541		9	39.170	87.1	33.064	108.0	44.275		214.3	1:56.509	
3		38.356	94.6	32.334	<u>113.2</u>	43.283	214.3	1:53.973		10	38.188	95.3	32.503	108.4	Pit In		214.3	2:15.757	
4		39.681	95.2	32.324	111.2	43.058	206.5	1:55.063		11	Pit Out	82.8	38.015	91.8	52.096			16:09.843	
5		<u>37.842</u>	<u>95.8</u>	32.466	104.4	43.392	219.1	1:53.700		12	40.413	84.8	34.138	106.7	Pit In		200.7	2:19.056	
6		38.548	94.3	32.321	104.5	47.519	219.5	1:58.388		13	Pit Out	88.2	33.924	107.6	44.399			2:37.332	
7		37.847	95.5	<u>32.310</u>	109.0	<u>42.846</u>	<u>220.0</u>	<u>1:53.003</u>		14									

13 MATTÉO ROMAN										HONDA									
lap	Sect-1	Speed	Sect-2	Speed	Sect-3	Speed	TopSpeed	laptime	pit	lap	Sect-1	Speed	Sect-2	Speed	Sect-3	Speed	Topspeed	laptime	pit
1	Pit Out	86.8	32.773	113.0	46.648			2:05.232		7	39.437	93.8	34.175	109.0	Pit In		201.9	2:13.677	
2		39.116	86.5	32.936	114.9	43.163	<u>216.9</u>	1:55.215		8	Pit Out	<u>101.2</u>	41.368	91.3	51.976			19:28.032	
3		38.855	90.0	32.344	<u>115.0</u>	45.702	213.4	1:56.901		9	38.997	94.9	32.470	111.6	43.334		200.0	1:54.801	
4		38.706	89.3	33.023	111.8	43.741	216.0	1:55.470		10	38.537	94.7	32.384	111.2	43.138		201.9	1:54.059	
5		39.133	91.6	36.240	98.5	52.453	210.1	2:07.826		11	<u>38.280</u>	95.2	<u>32.186</u>	114.4	<u>43.059</u>		210.9	<u>1:53.525</u>	
6		38.712	92.1	32.580	111.3	43.761	207.3	1:55.053		12	38.328	95.0	32.266	114.5	43.152		210.1	1:53.746	

14 EDU GUTIÉRREZ										HONDA									
lap	Sect-1	Speed	Sect-2	Speed	Sect-3	Speed	TopSpeed	laptime	pit	lap	Sect-1	Speed	Sect-2	Speed	Sect-3	Speed	Topspeed	laptime	pit
1	Pit Out	80.3	35.747	102.0	47.608			2:13.681		8	37.963	92.0	32.012	111.1	43.222		216.9	1:53.197	
2		39.510	86.8	33.826	103.6	50.770	208.9	2:04.106		9	<u>37.880</u>	<u>94.0</u>	33.846	108.3	Pit In		<u>222.2</u>	2:16.368	
3		38.577	90.2	32.916	107.2	44.088	218.2	1:55.581		10	Pit Out	81.9	35.351	101.0	45.454			13:13.082	
4		38.059	88.2	32.418	109.3	45.161	216.4	1:55.638		11	38.563	88.2	33.179	110.2	43.951		215.6	1:55.693	
5		38.244	90.9	32.296	106.5	43.291	213.0	1:53.831		12	38.226	90.9	32.500	112.0	43.852		208.5	1:54.578	
6		37.998	90.9	32.441	109.8	43.470	220.9	1:53.909		13	38.710	92.1	32.860	105.1	44.049		208.9	1:55.619	
7		38.921	88.8	33.948	106.2	47.560	219.1	2:00.429		14	38.060	92.3	<u>31.923</u>	<u>112.3</u>	<u>43.121</u>		216.4	<u>1:53.104</u>	



FIM JUNIORGP WORLD CHAMPIONSHIP - PORTIMAO

Autódromo Internacional do Algarve

ETC Gr B

20 - 23 June 2024

Laps and Sector Times - Practice

Autodromo Internacional Algarve - 4592mtr.

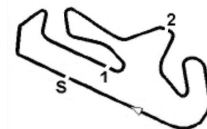
17 DIEGO TROY de PONTE										HONDA									
lap	Sect-1	Speed	Sect-2	Speed	Sect-3	Speed	TopSpeed	laptime	pit	lap	Sect-1	Speed	Sect-2	Speed	Sect-3	Speed	Topspeed	laptime	pit
1	Pit Out	84.2	34.290	100.1	44.977			2:08.174		9	<u>38.712</u>	95.0	32.961	110.9	<u>43.649</u>		208.9	<u>1:55.322</u>	
2		39.971	88.7	33.558	103.2	44.196	208.9	1:57.725		10	43.627	91.5	33.527	104.5	Pit In		207.7	2:24.608	
3		39.047	90.5	33.077	105.7	44.385	209.7	1:56.509		11	Pit Out	91.5	33.317	108.5	44.247			12:36.865	
4		39.140	94.7	33.180	110.9	44.369	208.5	1:56.689		12	39.156	93.0	32.924	109.9	44.089		210.1	1:56.169	
5		44.158	90.3	33.146	110.1	50.549	209.7	2:07.853		13	39.021	95.4	32.939	108.0	44.138		208.9	1:56.098	
6		41.563	94.1	33.425	107.7	44.177	205.7	1:59.165		14	38.911	92.9	32.831	109.6	43.988		208.9	1:55.730	
7		39.144	93.1	33.104	108.2	44.237	206.5	1:56.485		15	38.994	91.4	<u>32.748</u>	<u>113.0</u>	45.805		208.1	1:57.547	
8		38.713	94.8	33.010	110.2	44.058	<u>210.9</u>	1:55.781		16									

18 MATHIAS TAMBURINI										HONDA									
lap	Sect-1	Speed	Sect-2	Speed	Sect-3	Speed	TopSpeed	laptime	pit	lap	Sect-1	Speed	Sect-2	Speed	Sect-3	Speed	Topspeed	laptime	pit
1	Pit Out	87.0	32.637	105.0	47.244			2:04.858		9	38.452	94.5	<u>31.981</u>	110.8	43.088		213.4	1:53.521	
2		39.143	88.7	32.294	109.4	43.129	<u>223.1</u>	1:54.566		10	38.016	94.2	34.207	109.0	47.650		221.8	1:59.873	
3		38.085	91.2	32.520	111.6	46.770	222.7	1:57.375		11	38.239	95.7	32.220	108.0	Pit In		213.0	2:12.831	
4		38.132	93.2	32.057	111.7	<u>42.983</u>	216.9	1:53.172		12	Pit Out	81.8	38.479	98.5	48.681			11:55.240	
5		<u>37.504</u>	96.6	32.186	102.6	47.855	220.4	1:57.545		13	38.843	94.4	32.329	104.7	43.397		206.5	1:54.569	
6		38.035	96.4	31.994	112.1	43.336	214.7	1:53.365		14	38.051	92.9	32.402	110.7	43.333		213.0	1:53.786	
7		37.850	95.6	32.097	111.6	43.035	214.3	<u>1:52.982</u>		15	38.048	94.6	32.296	111.7	43.034		212.2	1:53.378	
8		39.673	<u>106.7</u>	38.588	106.6	44.081	219.1	2:02.342		16	38.221	94.9	32.033	<u>113.7</u>	43.081		210.5	1:53.335	

22 JESÚS TORRES										HONDA									
lap	Sect-1	Speed	Sect-2	Speed	Sect-3	Speed	TopSpeed	laptime	pit	lap	Sect-1	Speed	Sect-2	Speed	Sect-3	Speed	Topspeed	laptime	pit
1	Pit Out	83.2	34.454	100.6	49.055			2:14.289		7	<u>37.159</u>	96.4	31.805	115.5	42.296		217.7	<u>1:51.260</u>	
2		38.473	96.3	32.526	106.0	43.476	210.1	1:54.475		8	37.515	<u>121.1</u>	39.693	113.6	Pit In		<u>220.9</u>	2:20.194	
3		41.320	89.0	32.544	111.5	43.829	213.9	1:57.693		9	Pit Out	92.2	32.604	114.6	43.539			19:03.371	
4		37.461	95.2	31.739	115.8	42.365	214.7	1:51.565		10	37.787	98.8	31.748	113.4	42.773		210.5	1:52.308	
5		38.041	96.3				220.0	2:04.193		11	37.782	93.3	32.423	113.7	44.553		211.8	1:54.758	
6		37.701	96.5	<u>31.677</u>	<u>116.0</u>	<u>42.218</u>	213.9	1:51.596		12	37.813	97.6	31.727	115.6	42.875		<u>220.9</u>	1:52.415	

25 GONZALO PÉREZ										HONDA									
lap	Sect-1	Speed	Sect-2	Speed	Sect-3	Speed	TopSpeed	laptime	pit	lap	Sect-1	Speed	Sect-2	Speed	Sect-3	Speed	Topspeed	laptime	pit
1	Pit Out	87.6	32.877	107.6	43.431			2:02.218		8	38.021	96.5	34.619	114.2	Pit In		<u>221.3</u>	2:16.490	
2		37.796	91.8	31.923	113.7	42.728	214.3	1:52.447		9	Pit Out	87.3	34.796	109.6	48.933			9:27.806	
3		<u>37.407</u>	95.1	<u>31.788</u>	112.6	<u>42.506</u>	213.9	<u>1:51.701</u>		10	37.795	94.2	32.031	<u>116.8</u>	42.932		210.9	1:52.758	
4		38.439	89.3	33.041	114.6	Pit In	212.2	2:17.658		11	37.993	<u>100.7</u>	32.837	116.4	42.832		212.6	1:53.662	
5	Pit Out	90.9	34.897	116.0	42.927			4:12.826		12	38.120	96.1	33.963	111.8	43.816		217.3	1:55.899	
6		38.529	89.5	35.164	107.7	50.353	214.3	2:04.046		13	37.747	96.2	32.953	114.3	Pit In		212.6	2:16.501	
7		38.494	91.4	33.737	114.9	44.619	212.2	1:56.850		14									

29 RANDY TRUCHOT										HONDA									
lap	Sect-1	Speed	Sect-2	Speed	Sect-3	Speed	TopSpeed	laptime	pit	lap	Sect-1	Speed	Sect-2	Speed	Sect-3	Speed	Topspeed	laptime	pit
1	Pit Out	81.1	35.098	106.6	47.480			2:11.164		10	<u>38.174</u>	<u>102.0</u>	33.426	108.8	Pit In		216.4	2:17.759	
2		40.155	90.3	33.528	113.8	44.811	204.9	1:58.494		11	Pit Out	94.6	33.322	110.9	44.217			6:21.417	
3		39.006	94.7	33.065	112.9	44.268	209.7	1:56.339		12	39.277	92.1	33.037	111.8	43.929		204.9	1:56.243	
4		39.310	94.0	33.159	111.0	44.151	204.5	1:56.620		13	38.964	96.0	32.687	114.9	<u>43.526</u>		204.5	1:55.177	
5		39.146	97.0	33.069	103.6	43.685	206.5	1:55.900		14	38.737	98.0	32.695	118.3	43.646		205.7	<u>1:55.078</u>	



FIM JUNIORGP WORLD CHAMPIONSHIP - PORTIMAO

Autódromo Internacional do Algarve

ETC Gr B

20 - 23 June 2024

Laps and Sector Times - Practice

Autodromo Internacional Algarve - 4592mtr.

6	39.375	92.1	32.531	117.6	44.676	214.3	1:56.582	15	39.670	96.6	34.554	113.3	46.787	205.3	2:01.011
7	38.913	95.8	32.897	108.3	43.712	210.9	1:55.522	16	39.183	96.1	<u>32.476</u>	<u>120.1</u>	45.879	203.4	1:57.538
8	40.636	87.2	34.017	112.9	44.604	<u>217.7</u>	1:59.257	17	39.764	93.0	34.482	115.3	46.151	201.1	2:00.397
9	38.851	94.0	33.093	113.0	44.125	210.9	1:56.069	18	38.936	97.3	33.168	107.1	45.998	204.5	1:58.102

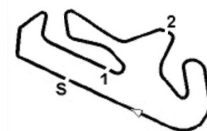
33 ENZO BELLON									HONDA										
lap	Sect-1	Speed	Sect-2	Speed	Sect-3	Speed	TopSpeed	laptime	pit	lap	Sect-1	Speed	Sect-2	Speed	Sect-3	Speed	Topspeed	laptime	pit
1	Pit Out	83.4	35.181	108.3	45.935			2:09.110		8	<u>37.194</u>	101.3	31.508	121.8	42.439	213.4	1:51.141		
2	38.272	92.9	32.255	116.9	43.030	214.7	1:53.557			9	37.301	99.5	31.560	120.5	<u>42.227</u>	215.1	<u>1:51.088</u>		
3	37.850	93.9	31.792	118.2	42.669	214.3	1:52.311			10	39.009	92.9	32.739	115.8	Pit In	213.9	2:16.228		
4	37.622	98.5	31.643	118.8	42.619	214.3	1:51.884			11	Pit Out	88.2	32.674	120.4	44.013		15:47.887		
5	37.560	98.0	31.579	119.3	42.385	214.3	1:51.524			12	37.405	<u>101.8</u>	31.705	117.3	44.755	216.4	1:53.865		
6	38.015	92.2	33.086	113.6	42.930	213.4	1:54.031			13	37.305	99.5	<u>31.487</u>	<u>122.4</u>	43.349	<u>217.3</u>	1:52.141		
7	37.370	100.6	31.653	116.9	42.369	214.3	1:51.392			14	38.149	91.1	31.912	120.8	43.076	215.6	1:53.137		

37 MARIANOS NIKOLIS									HONDA										
lap	Sect-1	Speed	Sect-2	Speed	Sect-3	Speed	TopSpeed	laptime	pit	lap	Sect-1	Speed	Sect-2	Speed	Sect-3	Speed	Topspeed	laptime	pit
1	Pit Out	81.8	34.676	98.2	48.806			2:13.832		8	43.609	86.5	33.535	107.1	47.171	209.7	2:04.315		
2	38.114	97.5	32.668	105.7	44.468	212.2	1:55.250			9	37.892	97.0	<u>31.730</u>	<u>117.8</u>	42.592	214.3	<u>1:52.214</u>		
3	38.080	91.7	33.547	92.5	45.933	218.2	1:57.560			10	37.856	96.3	32.734	106.5	Pit In	216.4	2:15.327		
4	37.810	96.0	32.076	113.6	<u>42.375</u>	215.6	1:52.261			11	Pit Out	97.5	32.825	116.3	43.777		15:13.453		
5	<u>37.578</u>	96.4	32.257	109.3	42.874	<u>218.6</u>	1:52.709			12	38.246	<u>98.7</u>	32.134	115.6	43.428	208.1	1:53.808		
6	39.243	98.1	32.338	102.4	46.075	215.6	1:57.656			13	37.661	95.9	32.082	110.1	43.010	216.4	1:52.753		
7	37.690	96.9	32.022	113.9	42.860	<u>218.6</u>	1:52.572			14	37.982	97.0	32.337	115.3	44.019	211.8	1:54.338		

41 YVONNE CERPA									HONDA										
lap	Sect-1	Speed	Sect-2	Speed	Sect-3	Speed	TopSpeed	laptime	pit	lap	Sect-1	Speed	Sect-2	Speed	Sect-3	Speed	Topspeed	laptime	pit
1	Pit Out	70.1	36.740	99.2	49.495			2:18.208		7	<u>38.284</u>	<u>91.0</u>	32.651	113.3	43.844	<u>220.0</u>	1:54.779		
2	39.106	88.5	32.568	112.1	44.104	219.5	1:55.778			8	45.027	86.8	33.765	112.3	Pit In	218.6	2:24.734		
3	38.968	85.4	32.621	113.6	44.163	214.3	1:55.752			9	Pit Out	82.1	34.081	107.5	45.699		19:11.487		
4	38.535	90.8	<u>32.244</u>	113.3	<u>43.681</u>	214.7	<u>1:54.460</u>			10	38.865	86.3	32.756	110.7	44.125	213.4	1:55.746		
5	38.436	90.1	32.464	111.2	44.046	217.3	1:54.946			11	38.909	88.4	33.417	<u>115.4</u>	44.848	213.9	1:57.174		
6	38.973	89.0	32.921	109.4	44.599	216.0	1:56.493			12	39.513	85.4	34.081	108.7	Pit In	210.9	2:21.067		

43 AMANUEL BRINTON									HONDA										
lap	Sect-1	Speed	Sect-2	Speed	Sect-3	Speed	TopSpeed	laptime	pit	lap	Sect-1	Speed	Sect-2	Speed	Sect-3	Speed	Topspeed	laptime	pit
1	Pit Out	82.3	34.788	99.5	48.877			2:13.515		8	39.140	97.9	38.440	109.3	44.770	218.2	2:02.350		
2	38.696	89.6	32.479	106.4	44.096	216.9	1:55.271			9	37.922	96.0	<u>31.862</u>	<u>118.0</u>	43.224	216.0	1:53.008		
3	38.172	90.1	32.609	110.0	46.507	<u>222.7</u>	1:57.288			10	37.819	95.8	33.103	115.6	Pit In	217.7	2:18.130		
4	38.363	92.8	32.152	112.3	43.069	218.6	1:53.584			11	Pit Out	<u>134.3</u>	39.354	108.3	49.313		14:10.093		
5	37.985	93.3	32.108	108.3	42.989	215.6	1:53.082			12	37.988	97.1	32.407	109.4	47.667	215.6	1:58.062		
6	37.796	97.5	32.346	108.7	47.865	216.9	1:58.007			13	38.896	89.3	35.191	117.3	Pit In	213.0	2:18.070		
7	<u>37.668</u>	95.8	32.139	109.8	<u>42.620</u>	220.0	<u>1:52.427</u>			14	Pit Out	93.0	32.728	110.2	43.171		2:38.641		

45 ALEX LONGARELA									HONDA										
lap	Sect-1	Speed	Sect-2	Speed	Sect-3	Speed	TopSpeed	laptime	pit	lap	Sect-1	Speed	Sect-2	Speed	Sect-3	Speed	Topspeed	laptime	pit
1	Pit Out	91.1	33.335	108.2	43.611			2:03.823		10	38.489	93.8	32.592	111.0	50.334	209.7	2:01.415		
2	38.003	98.4	32.139	112.7	42.648	210.9	1:52.790			11	37.557	102.0	32.077	109.1	42.694	213.4	1:52.328		



FIM JUNIORGP WORLD CHAMPIONSHIP - PORTIMAO

Autódromo Internacional do Algarve

ETC Gr B

20 - 23 June 2024

Laps and Sector Times - Practice

Autodromo Internacional Algarve - 4592mtr.

3	37.581	100.1	31.673	<u>119.1</u>	43.191	215.1	1:52.445	12	38.990	95.2	33.303	102.9	Pit In	210.5	2:18.773
4	37.879	97.2	<u>31.614</u>	112.3	<u>42.215</u>	213.4	<u>1:51.708</u>	13	Pit Out	96.9	32.279	109.4	42.967		9:36.708
5	37.432	96.9	34.527	109.8	43.038	<u>218.2</u>	1:54.997	14	38.598	99.4	32.924	108.2	43.672	209.7	1:55.194
6	<u>37.417</u>	99.5	31.831	111.2	42.716	215.6	1:51.964	15	37.447	102.4	31.968	111.3	42.599	210.1	1:52.014
7	37.572	102.1	31.964	114.9	42.607	208.9	1:52.143	16	37.667	101.6	31.854	114.5	42.373	211.4	1:51.894
8	40.260	<u>128.7</u>	41.277	117.0	45.214	208.9	2:06.751	17	37.545	92.0	32.806	110.7	43.440	214.3	1:53.791
9	38.193	95.1	32.484	115.9	43.920	213.0	1:54.597	18							

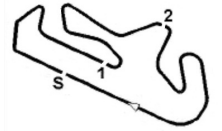
53 KİYANO VEIJER										HONDA									
lap	Sect-1	Speed	Sect-2	Speed	Sect-3	Speed	TopSpeed	laptime	pit	lap	Sect-1	Speed	Sect-2	Speed	Sect-3	Speed	Topspeed	laptime	pit
1	Pit Out	80.4	34.262	106.5	49.034			2:13.554		5	<u>37.863</u>	<u>93.8</u>	32.525	111.1	42.843		211.8	<u>1:53.231</u>	
2	38.696	92.2	32.415	104.4	43.266		207.3	1:54.377		6	41.626	93.1	32.760	108.0	45.322		208.1	1:59.708	
3	38.439	92.7	32.374	111.6	42.834		210.5	1:53.647		7	38.274	92.1	<u>32.171</u>	108.9	43.312		210.5	1:53.757	
4	41.152	90.7	32.582	112.0	<u>42.629</u>		209.7	1:56.363		8	37.987	90.5	33.444	<u>112.4</u>	Pit In		<u>216.0</u>	2:16.259	

71 CARLOS CANO										HONDA									
lap	Sect-1	Speed	Sect-2	Speed	Sect-3	Speed	TopSpeed	laptime	pit	lap	Sect-1	Speed	Sect-2	Speed	Sect-3	Speed	Topspeed	laptime	pit
1	Pit Out	93.9	33.641	111.6	43.777			2:00.594		9	Pit Out	87.2	34.516	111.7	47.760			12:44.577	
2	37.726	96.7	31.915	122.7	42.906		212.6	1:52.547		10	37.134	100.2	31.741	<u>125.1</u>	42.808		214.7	1:51.683	
3	37.043	101.0	31.832	120.7	42.380		214.3	1:51.255		11	36.964	100.3	31.826	119.3	42.547		215.6	1:51.337	
4	36.997	101.1	<u>31.576</u>	124.9	<u>42.345</u>		213.9	<u>1:50.918</u>		12	38.024	101.4	34.278	114.4	Pit In		215.1	2:12.848	
5	<u>36.853</u>	101.6	31.764	124.0	42.565		215.6	1:51.182		13	Pit Out	96.0	32.657	122.9	42.922			2:20.802	
6	37.313	102.8	33.183	100.3	43.724		212.6	1:54.220		14	37.167	101.0	31.624	121.3	42.470		214.7	1:51.261	
7	37.006	101.0	31.762	112.7	42.349		213.9	1:51.117		15	36.864	<u>103.3</u>	31.646	117.1	42.475		<u>216.0</u>	1:50.985	
8	41.517	98.5	33.377	114.8	Pit In		206.9	2:17.412		16									

73 VALENTÍN PERRONE										HONDA									
lap	Sect-1	Speed	Sect-2	Speed	Sect-3	Speed	TopSpeed	laptime	pit	lap	Sect-1	Speed	Sect-2	Speed	Sect-3	Speed	Topspeed	laptime	pit
1	Pit Out	96.0	32.105	116.5	42.900			1:59.733		8	<u>37.104</u>	100.0	31.720	<u>128.9</u>	43.003		216.9	1:51.827	
2	37.610	94.7	31.785	117.6	<u>42.412</u>		210.1	<u>1:51.807</u>		9	38.137	102.3	35.158	116.6	Pit In		210.1	2:19.153	
3	37.317	<u>107.1</u>	38.188	119.6	42.704		<u>217.7</u>	1:58.209		10	Pit Out	96.9	32.322	122.9	43.088			2:23.461	
4	37.524	98.3	31.905	121.5	42.658		210.9	1:52.087		11	37.553	99.1	31.821	122.0	42.862		207.7	1:52.236	
5	37.530	95.8	<u>31.642</u>	122.3	42.675		210.1	1:51.847		12	37.714	98.5	32.155	119.7	Pit In		208.1	2:13.846	
6	38.106	97.6	31.988	118.7	Pit In		210.5	2:14.256		13	Pit Out	93.2	32.397	116.0	48.853			7:40.217	
7	Pit Out	93.1	33.458	121.2	48.143			3:21.912		14	37.478	101.9	32.346	120.1	Pit In		212.2	2:14.386	

78 HENRI MIGNOT										HONDA									
lap	Sect-1	Speed	Sect-2	Speed	Sect-3	Speed	TopSpeed	laptime	pit	lap	Sect-1	Speed	Sect-2	Speed	Sect-3	Speed	Topspeed	laptime	pit
1	Pit Out	76.3	36.416	90.9	50.872			2:16.808		6	39.316	95.6	32.722	112.5	43.976		204.9	1:56.014	
2	39.557	88.1	32.851	106.2	44.528		210.1	1:56.936		7	41.424	91.1	34.279	113.9	43.854		201.5	1:59.557	
3	38.775	95.7	32.695	114.3	<u>43.506</u>		207.3	<u>1:54.976</u>		8	39.001	94.7	32.558	112.4	43.671		205.7	1:55.230	
4	38.895	91.4	32.641	<u>117.4</u>	44.574		216.0	1:56.110		9	38.865	<u>96.4</u>	32.335	116.0	43.779		204.9	1:54.979	
5	<u>24:12.047</u>	84.6	<u>40.497</u>	87.7	52.601		<u>216.9</u>	25:45.145		10									

82 KYLE PAYNE										HONDA									
lap	Sect-1	Speed	Sect-2	Speed	Sect-3	Speed	TopSpeed	laptime	pit	lap	Sect-1	Speed	Sect-2	Speed	Sect-3	Speed	Topspeed	laptime	pit
1	Pit Out	81.7	34.523	103.2	49.015			2:14.856		8	40.744	92.1	33.781	111.7	43.984		207.7	1:58.509	
2	39.084	86.8	32.811	110.8	43.819		<u>220.0</u>	1:55.714		9	40.192	90.1	32.830	112.5	44.007		210.1	1:57.029	



FIM JUNIORGP WORLD CHAMPIONSHIP - PORTIMAO

Autódromo Internacional do Algarve

ETC Gr B

20 - 23 June 2024

Laps and Sector Times - Practice

Autodromo Internacional Algarve - 4592mtr.

3	39.110	85.9	32.649	113.3	44.026	210.5	1:55.785	10	38.655	95.0	33.036	107.7	Pit In	206.5	2:21.103
4	38.600	87.8	32.471	109.2	<u>43.324</u>	215.6	1:54.395	11	Pit Out	81.9	34.768	111.8	Pit In		14:39.203
5	38.386	94.6	32.186	113.2	43.504	216.0	<u>1:54.076</u>	12	Pit Out	89.2	35.568	<u>117.5</u>	Pit In		3:45.768
6	<u>38.214</u>	93.8	32.137	111.6	44.040	215.6	1:54.391	13	Pit Out	93.8	32.627	115.5	44.131		2:48.418
7	38.698	<u>95.3</u>	<u>32.050</u>	114.4	43.508	204.5	1:54.256	14							

90 LUCA AGOSTINELLI										HONDA										
lap	Sect-1	Speed	Sect-2	Speed	Sect-3	Speed	TopSpeed	laptime	pit	lap	Sect-1	Speed	Sect-2	Speed	Sect-3	Speed	Topspeed	laptime	pit	
1	Pit Out	89.4	32.673	112.6	47.603			2:05.587		9	<u>37.583</u>	99.1	31.746	<u>120.7</u>	43.074			217.7	1:52.403	
2	37.976	92.1	32.247	110.0	43.982		221.8	1:54.205		10	37.929	93.0	34.864	116.5	47.516			219.5	2:00.309	
3	38.097	93.9	35.569	116.9	43.479		222.2	1:57.145		11	39.281	97.6	32.574	114.9	Pit In			213.4	2:14.159	
4	37.796	94.3	<u>31.646</u>	120.3	<u>42.403</u>		213.0	<u>1:51.845</u>		12	Pit Out	94.7	32.786	115.9	Pit In				12:30.052	
5	37.831	94.0	32.309	103.5	51.513		<u>225.5</u>	2:01.653		13	Pit Out	90.3	34.072	102.9	43.894				2:37.780	
6	37.603	97.0	31.721	108.9	42.558		219.1	1:51.882		14	37.910	93.8	31.896	112.6	43.907			213.9	1:53.713	
7	39.704	<u>100.3</u>	31.908	119.2	42.905		220.0	1:54.517		15	37.863	96.9	32.046	115.8	43.019			215.6	1:52.928	
8	38.712	92.5	33.991	118.9	47.649		220.9	2:00.352		16										