

## FIM JUNIORGP WORLD CHAMPIONSHIP - PORTIMAO

Autódromo Internacional do Algarve

ETC Gr B

20 - 23 June 2024

Laps and Sector Times - Free Practice 1

Autodromo Internacional Algarve - 4592mtr.

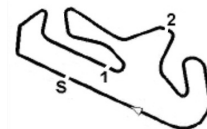
4 GABRIEL TESINI										HONDA									
lap	Sect-1	Speed	Sect-2	Speed	Sect-3	Speed	TopSpeed	laptime	pit	lap	Sect-1	Speed	Sect-2	Speed	Sect-3	Speed	Topspeed	laptime	pit
1	Pit Out	85.5	33.383	108.7	44.943			2:04.849		7	38.036	92.9	32.353	115.3	43.369		212.6	1:53.758	
2	39.075	90.2	32.970	116.1	44.360		212.2	1:56.405		8	38.237	91.9	32.818	112.0	Pit In		213.9	2:26.893	
3	38.535	93.1	32.488	109.8	44.277		212.6	1:55.300		9	Pit Out	88.5	33.930	113.7	48.248			19:23.101	
4	38.693	88.3	32.433	<u>120.4</u>	43.101		<u>216.0</u>	1:54.227		10	38.525	92.8	32.242	118.8	43.064		214.3	1:53.831	
5	38.181	93.6	32.207	111.5	43.319		215.1	1:53.707		11	<u>37.867</u>	<u>97.0</u>	32.033	117.5	43.112		213.4	1:53.012	
6	39.868	93.3	32.272	108.5	<u>42.899</u>		212.6	1:55.039		12	37.893	96.5	<u>31.971</u>	116.8	43.021		212.6	<u>1:52.885</u>	

8 EDOARDO BERTOLA										HONDA									
lap	Sect-1	Speed	Sect-2	Speed	Sect-3	Speed	TopSpeed	laptime	pit	lap	Sect-1	Speed	Sect-2	Speed	Sect-3	Speed	Topspeed	laptime	pit
1	Pit Out	87.7	32.932	113.6	43.779			2:03.313		9	39.416	93.3	33.538	114.3	Pit In		206.9	2:21.277	
2	38.574	95.9	32.433	112.6	43.775		218.2	1:54.782		10	Pit Out	94.9	33.354	115.9	48.078			10:54.666	
3	38.928	96.7	32.296	113.8	46.311		<u>221.3</u>	1:57.535		11	40.040	95.8	32.916	115.3	44.052		210.5	1:57.008	
4	38.503	93.3	32.400	111.0	43.502		216.9	1:54.405		12	<u>38.146</u>	97.6	32.205	117.9	44.640		219.1	1:54.991	
5	38.511	95.0	32.597	110.5	43.264		219.1	1:54.372		13	38.366	97.2	32.065	110.2	43.066		211.8	1:53.497	
6	38.246	97.4	32.055	115.1	43.605		214.7	1:53.906		14	38.480	96.0	<u>32.032</u>	<u>118.4</u>	<u>42.922</u>		214.7	<u>1:53.434</u>	
7	38.673	96.3	32.525	113.6	43.101		208.1	1:54.299		15	38.578	94.6	32.326	109.1	50.269		210.5	2:01.173	
8	38.580	94.2	32.390	112.7	43.092		206.5	1:54.062		16	38.704	<u>97.7</u>	32.293	112.9	44.937		209.7	1:55.934	

10 AFONSO ALMEIDA										HONDA									
lap	Sect-1	Speed	Sect-2	Speed	Sect-3	Speed	TopSpeed	laptime	pit	lap	Sect-1	Speed	Sect-2	Speed	Sect-3	Speed	Topspeed	laptime	pit
1	Pit Out	90.8	33.312	107.9	44.130			2:02.579		8	39.231	94.0	34.524	102.6	Pit In		210.1	2:19.783	
2	39.165	92.2	33.230	110.5	43.851		215.1	1:56.246		9	Pit Out	84.3	36.841	97.5	45.861			6:16.354	
3	38.775	94.1	32.812	110.5	Pit In		212.6	2:13.607		10	38.973	95.1	32.610	106.7	43.494		209.7	1:55.077	
4	Pit Out	90.9	33.427	107.5	44.007			11:51.994		11	38.424	96.9	32.638	<u>112.7</u>	<u>43.012</u>		209.3	<u>1:54.074</u>	
5	38.722	95.7	32.745	109.2	43.689		210.1	1:55.156		12	<u>38.165</u>	<u>98.8</u>	32.594	111.5	43.540		<u>216.9</u>	1:54.299	
6	38.738	92.7	32.891	105.8	43.782		209.7	1:55.411		13	38.629	94.7	<u>32.428</u>	111.5	43.457		211.8	1:54.514	
7	38.597	92.9	32.704	108.0	43.501		209.7	1:54.802		14									

13 MATTÉO ROMAN										HONDA									
lap	Sect-1	Speed	Sect-2	Speed	Sect-3	Speed	TopSpeed	laptime	pit	lap	Sect-1	Speed	Sect-2	Speed	Sect-3	Speed	Topspeed	laptime	pit
1	Pit Out	85.4	33.587	104.8	52.482			2:11.842		9	Pit Out	93.3	32.616	<u>117.1</u>	43.095			12:53.519	
2	40.018	90.7	33.395	108.4	44.431		203.0	1:57.844		10	38.491	<u>99.1</u>	32.326	116.6	43.396		<u>216.9</u>	1:54.213	
3	39.990	92.2	32.737	114.3	43.451		208.5	1:56.178		11	39.205	91.8	32.525	112.7	43.534		208.9	1:55.264	
4	38.999	90.3	32.627	112.1	43.885		210.5	1:55.511		12	<u>38.431</u>	95.6	32.150	112.5	<u>43.045</u>		215.6	<u>1:53.626</u>	
5	38.776	95.5	32.591	115.9	43.385		212.6	1:54.752		13	38.559	96.9	<u>32.137</u>	115.9	43.062		213.0	1:53.758	
6	39.057	93.6	32.585	115.6	43.322		208.5	1:54.964		14	38.919	97.4	33.064	106.3	47.065		215.6	1:59.048	
7	39.023	94.6	32.475	112.1	43.317		207.7	1:54.815		15	38.857	95.1	32.526	113.3	43.933		212.6	1:55.316	
8	38.642	95.2	32.699	110.5	Pit In		208.5	2:16.016		16									

14 EDU GUTIÉRREZ										HONDA									
lap	Sect-1	Speed	Sect-2	Speed	Sect-3	Speed	TopSpeed	laptime	pit	lap	Sect-1	Speed	Sect-2	Speed	Sect-3	Speed	Topspeed	laptime	pit
1	Pit Out	89.0	33.304	107.5	44.627			2:04.284		10	38.811	90.1	32.640	105.5	43.579		206.1	1:55.030	
2	38.685	91.1	32.571	106.8	43.827		210.1	1:55.083		11	38.527	89.6	32.370	110.5	Pit In		210.9	2:13.841	
3	38.590	90.6	32.451	104.7	43.519		211.4	1:54.560		12	Pit Out	85.1	34.088	106.7	43.974			8:37.120	
4	39.214	86.1	32.717	108.2	43.788		210.9	1:55.719		13	38.798	89.2	32.529	105.8	43.493		207.7	1:54.820	
5	<u>37.941</u>	<u>97.3</u>	<u>32.161</u>	<u>115.0</u>	<u>43.058</u>		<u>217.3</u>	<u>1:53.160</u>		14	39.191	85.6	33.032	109.0	43.657		208.9	1:55.880	



## FIM JUNIORGP WORLD CHAMPIONSHIP - PORTIMAO

Autódromo Internacional do Algarve

ETC Gr B

20 - 23 June 2024

Laps and Sector Times - Free Practice 1

Autodromo Internacional Algarve - 4592mtr.

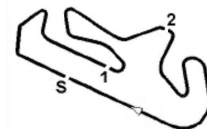
6	38.427	95.6	32.576	108.9	47.186	212.6	1:58.189	15	42.155	87.5	33.573	104.1	49.936	208.1	2:05.664
7	38.910	91.0	33.157	100.0	44.586	209.7	1:56.653	16	38.748	92.3	34.632	101.7	47.170	216.4	2:00.550
8	39.768	88.6	32.753	106.9	43.703	206.9	1:56.224	17	38.677	92.0	32.746	110.5	44.254	208.9	1:55.677
9	38.646	90.6	32.644	104.1	43.841	207.3	1:55.131	18							

17 DIEGO TROY de PONTE									HONDA											
lap	Sect-1	Speed	Sect-2	Speed	Sect-3	Speed	TopSpeed	laptime	pit	lap	Sect-1	Speed	Sect-2	Speed	Sect-3	Speed	Topspeed	laptime	pit	
1	Pit Out	82.3	35.543	97.1	46.447			2:17.052		10	41.325	<u>94.2</u>	35.626	<u>111.9</u>		Pit In		204.5	2:31.187	
2	43.674	86.5	34.280	104.0	45.408		207.3	2:03.362		11	Pit Out	92.5	34.229	106.4	44.886				7:36.029	
3	40.330	86.4	34.054	103.2	45.152		<u>208.5</u>	1:59.536		12	39.792	90.8	33.466	103.3	44.618			201.5	1:57.876	
4	40.038	87.2	33.601	103.9	44.959		206.9	1:58.598		13	39.967	89.6	33.622	106.1	44.761			203.0	1:58.350	
5	39.996	87.0	33.642	103.8	44.811		206.9	1:58.449		14	40.012	90.4	33.564	106.6	44.933			203.0	1:58.509	
6	39.830	89.6	33.361	105.6	44.705		205.7	1:57.896		15	39.988	91.9	<u>33.218</u>	108.3	44.696			202.6	1:57.902	
7	39.733	92.9	33.477	106.7	44.819		203.0	1:58.029		16	39.830	91.4	33.297	110.3	44.558			204.9	1:57.685	
8	<u>39.702</u>	90.6	33.320	104.4	44.554		204.9	1:57.576		17	39.779	90.8	33.384	108.1	<u>44.353</u>			205.7	<u>1:57.516</u>	
9	39.829	90.4	33.525	107.4	44.753		204.5	1:58.107		18										

18 MATHIAS TAMBURINI									HONDA											
lap	Sect-1	Speed	Sect-2	Speed	Sect-3	Speed	TopSpeed	laptime	pit	lap	Sect-1	Speed	Sect-2	Speed	Sect-3	Speed	Topspeed	laptime	pit	
1	Pit Out	83.5	33.326	109.6	43.970			2:04.109		9	40.695	90.4	33.077	107.7		Pit In		211.8	2:16.445	
2	38.446	92.5	32.656	110.1	44.171		218.2	1:55.273		10	Pit Out	91.8	32.371	106.2	43.344				11:03.365	
3	38.659	95.3	32.390	112.9	43.716		218.6	1:54.765		11	38.381	96.1	32.201	112.5	43.705			<u>224.1</u>	1:54.287	
4	38.695	88.9	32.364	108.5	43.253		218.6	1:54.312		12	38.484	93.3	32.050	119.9	43.285			213.9	1:53.819	
5	38.484	92.9	32.247	105.1	43.211		213.0	1:53.942		13	38.380	95.7	<u>31.754</u>	117.3	<u>42.714</u>			214.3	1:52.848	
6	38.228	94.2	32.168	109.2	43.082		216.0	1:53.478		14	<u>37.913</u>	95.5	31.902	<u>120.4</u>	43.016			217.7	<u>1:52.831</u>	
7	38.318	94.6	32.237	111.7	43.652		214.3	1:54.207		15	38.393	<u>97.1</u>	36.026	108.4	51.644			221.8	2:06.063	
8	39.063	90.7	32.500	110.0	43.844		208.1	1:55.407		16	40.338	95.7	32.326	117.3	43.553			212.2	1:56.217	

22 JESÚS TORRES									HONDA											
lap	Sect-1	Speed	Sect-2	Speed	Sect-3	Speed	TopSpeed	laptime	pit	lap	Sect-1	Speed	Sect-2	Speed	Sect-3	Speed	Topspeed	laptime	pit	
1	Pit Out	88.1	33.283	111.7	43.637			2:04.030		9	38.333	97.6	31.914	115.3	42.768			208.5	1:53.015	
2	38.693	89.6	32.933	110.7	48.876		208.5	2:00.502		10	37.940	96.9	31.832	119.9	42.812			213.9	1:52.584	
3	38.086	95.0	32.387	116.5	42.860		209.3	1:53.333		11	42.554	100.7	31.925	119.7	42.565			206.1	1:57.044	
4	38.253	96.1	32.278	118.7	43.173		209.7	1:53.704		12	<u>37.707</u>	96.8	32.010	116.0	42.920			<u>214.7</u>	1:52.637	
5	37.973	98.5	32.060	117.5	42.800		208.9	1:52.833		13	38.068	97.3	<u>31.706</u>	117.3	<u>42.543</u>			212.2	<u>1:52.317</u>	
6	38.094	96.2	31.931	120.7	42.795		207.3	1:52.820		14	37.820	97.0	31.935	119.7	42.649			211.8	1:52.404	
7	44.147	94.2	32.679	116.3	Pit In		209.7	2:20.259		15	39.694	100.5	36.892	115.0	50.478			210.1	2:07.064	
8	Pit Out	90.3	32.639	120.3	43.231			11:01.466		16	38.614	100.3	31.832	<u>123.1</u>	44.032			210.5	1:54.478	

25 GONZALO PÉREZ									HONDA											
lap	Sect-1	Speed	Sect-2	Speed	Sect-3	Speed	TopSpeed	laptime	pit	lap	Sect-1	Speed	Sect-2	Speed	Sect-3	Speed	Topspeed	laptime	pit	
1	Pit Out	92.1	32.399	110.7	43.030			2:01.805		9	38.010	95.7	31.939	117.3	42.828			211.8	1:52.777	
2	38.021	94.3	32.088	112.4	<u>42.553</u>		<u>214.3</u>	1:52.662		10	37.782	95.4	31.931	117.6	43.004			213.9	1:52.717	
3	<u>37.773</u>	96.3	<u>31.864</u>	115.3	42.678		213.9	<u>1:52.315</u>		11	37.906	<u>97.2</u>	31.948	115.6	42.653			210.9	1:52.507	
4	37.937	94.4	31.889	116.1	42.783		213.0	1:52.609		12	38.349	95.1	33.067	111.6	43.589			210.9	1:55.005	
5	39.093	89.8	33.276	109.0	Pit In		212.2	2:19.080		13	38.021	95.8	31.900	<u>119.5</u>	42.775			210.9	1:52.696	
6	Pit Out	90.2	32.854	114.4	43.657			12:06.753		14	37.945	97.1	32.069	116.4	42.812			210.9	1:52.826	



## FIM JUNIORGP WORLD CHAMPIONSHIP - PORTIMAO

Autódromo Internacional do Algarve

ETC Gr B

20 - 23 June 2024

Laps and Sector Times - Free Practice 1

Autodromo Internacional Algarve - 4592mtr.

7	38.086	95.5	31.999	115.5	43.054	210.5	1:53.139	15	37.852	95.4	32.537	106.7	Pit In	211.8	2:18.535
8	38.627	96.8	32.165	114.3	42.986	210.9	1:53.778	16							

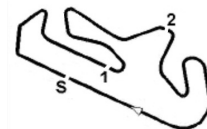
29 RANDY TRUCHOT									HONDA										
lap	Sect-1	Speed	Sect-2	Speed	Sect-3	Speed	TopSpeed	laptime	pit	lap	Sect-1	Speed	Sect-2	Speed	Sect-3	Speed	Topspeed	laptime	pit
1	Pit Out	86.9	33.950	104.9	44.804			2:01.876		9	Pit Out	90.2	34.330	106.5	55.675			10:14.841	
2	39.468	92.4	33.039	107.9	43.664		208.1	1:56.171		10	39.910	95.9	33.662	111.6	45.679		204.9	1:59.251	
3	39.180	94.5	32.985	106.1	43.653		208.5	1:55.818		11	<u>38.716</u>	<u>102.2</u>	32.955	114.2	43.520		206.1	1:55.191	
4	39.084	94.2	32.890	108.7	43.808		208.1	1:55.782		12	39.005	95.8	32.930	112.6	43.882		207.7	1:55.817	
5	38.871	97.2	32.753	111.8	43.793		208.1	1:55.417		13	39.107	91.3	33.537	108.1	52.334		207.3	2:04.978	
6	39.110	97.7	32.901	112.7	43.725		207.3	1:55.736		14	2:33.948	96.9	32.983	115.1	43.793		209.7	3:50.724	
7	39.107	97.6	32.754	113.8	43.690		206.5	1:55.551		15	38.893	95.2	<u>32.700</u>	<u>117.0</u>	<u>43.448</u>		209.7	<u>1:55.041</u>	
8	39.548	95.1	33.664	110.4	Pit In		206.9	2:20.953		16									

33 ENZO BELLON									HONDA										
lap	Sect-1	Speed	Sect-2	Speed	Sect-3	Speed	TopSpeed	laptime	pit	lap	Sect-1	Speed	Sect-2	Speed	Sect-3	Speed	Topspeed	laptime	pit
1	Pit Out	85.2	33.308	106.4	44.278			2:05.042		8	38.658	98.5	32.392	118.2	Pit In		205.3	2:18.437	
2	39.190	89.4	32.919	110.0	43.707		206.5	1:55.816		9	Pit Out	<u>100.9</u>	32.839	113.2	43.709			14:04.826	
3	38.764	92.9	32.489	112.6	43.560		208.1	1:54.813		10	38.574	97.8	32.494	115.4	43.249		207.3	1:54.317	
4	40.784	84.9	33.374	112.3	44.358		207.7	1:58.516		11	38.409	98.1	32.148	116.5	43.216		207.7	1:53.773	
5	39.379	91.3	32.125	117.0	43.513		<u>208.9</u>	1:55.017		12	38.461	94.7	32.155	114.2	43.038		207.7	1:53.654	
6	38.534	96.2	32.284	118.6	43.351		<u>208.9</u>	1:54.169		13	38.421	97.3	32.033	118.9	43.146		208.1	1:53.600	
7	38.540	98.8	32.489	<u>124.9</u>	43.320		205.3	1:54.349		14	<u>38.262</u>	96.0	<u>32.010</u>	118.8	<u>42.970</u>		208.5	<u>1:53.242</u>	

37 MARIANOS NIKOLIS									HONDA										
lap	Sect-1	Speed	Sect-2	Speed	Sect-3	Speed	TopSpeed	laptime	pit	lap	Sect-1	Speed	Sect-2	Speed	Sect-3	Speed	Topspeed	laptime	pit
1	Pit Out	91.1	33.535	108.3	Pit In			2:23.339		4	<u>38.954</u>	<u>93.4</u>	<u>32.599</u>	<u>113.8</u>	<u>43.681</u>		<u>210.1</u>	<u>1:55.234</u>	
2	Pit Out	83.9	34.171	112.0	44.191			3:02.817		5	45.950	88.5	34.698	106.9	Pit In		206.1	3:32.214	
3	39.384	84.5	33.199	109.5	44.085		207.3	1:56.668		6									

41 YVONNE CERPA									HONDA										
lap	Sect-1	Speed	Sect-2	Speed	Sect-3	Speed	TopSpeed	laptime	pit	lap	Sect-1	Speed	Sect-2	Speed	Sect-3	Speed	Topspeed	laptime	pit
1	Pit Out	80.1	33.893	110.7	45.424			2:08.803		9	39.904	87.0	33.979	106.9	Pit In		210.1	2:22.163	
2	40.545	85.1	33.240	110.1	44.945		212.2	1:58.730		10	Pit Out	89.0	33.043	110.3	44.366			12:38.075	
3	40.101	87.0	33.085	113.0	44.887		213.4	1:58.073		11	39.102	90.9	32.555	<u>117.9</u>	43.605		213.0	1:55.262	
4	40.556	83.9	33.220	109.3	44.940		211.4	1:58.716		12	<u>38.603</u>	<u>91.1</u>	32.517	111.1	<u>43.517</u>		215.6	<u>1:54.637</u>	
5	39.433	87.4	32.739	111.6	44.368		215.1	1:56.540		13	38.874	90.6	<u>32.147</u>	116.3	43.812		215.1	1:54.833	
6	39.645	88.3	33.028	112.9	44.751		215.1	1:57.424		14	38.948	88.4	32.407	111.7	45.086		213.9	1:56.441	
7	39.272	89.0	32.679	116.4	44.656		211.4	1:56.607		15	38.656	90.2	32.803	110.2	44.131		<u>216.0</u>	1:55.590	
8	39.606	89.9	33.098	108.1	44.660		210.9	1:57.364		16									

43 AMANUEL BRINTON									HONDA										
lap	Sect-1	Speed	Sect-2	Speed	Sect-3	Speed	TopSpeed	laptime	pit	lap	Sect-1	Speed	Sect-2	Speed	Sect-3	Speed	Topspeed	laptime	pit
1	Pit Out	91.4	33.270	109.0	44.029			2:01.863		8	38.515	96.2	32.307	115.6	43.272		208.5	1:54.094	
2	38.831	92.2	32.936	106.8	43.888		211.4	1:55.655		9	38.384	<u>100.1</u>	32.200	113.7	42.816		208.5	1:53.400	
3	38.765	92.5	32.769	113.7	43.868		209.3	1:55.402		10	<u>37.807</u>	97.8	32.127	<u>116.5</u>	43.043		<u>215.6</u>	1:52.977	
4	38.516	96.9	32.817	110.7	43.569		212.6	1:54.902		11	38.214	95.0	<u>32.013</u>	112.7	<u>42.718</u>		214.3	<u>1:52.945</u>	
5	40.114	94.0	34.452	111.0	Pit In		209.3	2:21.294		12	38.485	96.4	32.107	111.7	42.764		209.7	1:53.356	



## FIM JUNIORGP WORLD CHAMPIONSHIP - PORTIMAO

Autódromo Internacional do Algarve

ETC Gr B

20 - 23 June 2024

Laps and Sector Times - Free Practice 1

Autodromo Internacional Algarve - 4592mtr.

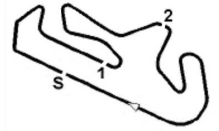
6	Pit Out	95.1	33.902	102.9	Pit In	13:18.711	13	38.598	93.5	33.426	110.2	52.905	213.9	2:04.929
7	Pit Out	93.3	32.572	112.4	43.420	3:12.768	14	38.719	97.2	32.079	115.9	43.527	213.0	1:54.325

45 ALEX LONGARELA										HONDA									
lap	Sect-1	Speed	Sect-2	Speed	Sect-3	Speed	TopSpeed	laptime	pit	lap	Sect-1	Speed	Sect-2	Speed	Sect-3	Speed	Topspeed	laptime	pit
1	Pit Out	89.2	32.649	112.4	43.250			2:02.216		10	38.035	98.3	31.893	111.8	42.708		212.6	1:52.636	
2		38.446	94.7	32.206	110.3	43.888	214.3	1:54.540		11	38.606	96.1	32.241	120.7	42.971		208.1	1:53.818	
3		38.646	94.8	32.338	114.4	43.353	212.6	1:54.337		12	37.804	99.6	32.323	114.5	42.805		<u>216.0</u>	1:52.932	
4		39.146	90.8	32.413	110.9	43.033	214.7	1:54.592		13	38.131	99.4	31.857	112.1	<u>42.434</u>		205.7	<u>1:52.422</u>	
5		38.205	98.4	32.188	110.0	43.226	207.3	1:53.619		14	37.997	97.4	31.852	109.6	42.585		215.6	1:52.434	
6		38.436	97.7	32.254	109.4	42.738	205.7	1:53.428		15	38.250	98.9	<u>31.692</u>	114.4	42.606		207.3	1:52.548	
7		38.466	98.5	34.739	102.7	43.420	205.7	1:56.625		16	38.092	<u>100.6</u>	31.936	108.7	42.722		206.9	1:52.750	
8		38.160	94.7	32.537	107.8	Pit In	210.9	2:25.760		17	<u>37.792</u>	100.5	34.144	101.7	Pit In		206.5	<u>2:19.577</u>	
9	Pit Out	98.3	31.855	<u>122.0</u>	42.940			9:00.827		18									

53 KIYANO VEIJER										HONDA									
lap	Sect-1	Speed	Sect-2	Speed	Sect-3	Speed	TopSpeed	laptime	pit	lap	Sect-1	Speed	Sect-2	Speed	Sect-3	Speed	Topspeed	laptime	pit
1	Pit Out	87.1	33.714	98.7	44.065			2:08.130		9	<u>38.162</u>	93.3	32.372	108.9	42.774		212.2	1:53.308	
2		38.988	93.3	32.582	106.3	43.267	209.7	1:54.837		10	38.801	92.3	32.062	<u>116.3</u>	43.155		<u>213.4</u>	1:54.018	
3		38.555	91.1	32.345	108.3	42.854	208.9	1:53.754		11	38.977	96.3	32.310	115.0	43.258		212.2	1:54.545	
4		40.138	88.7	33.110	110.3	43.950	210.9	1:57.198		12	38.758	92.2	32.262	111.5	42.607		211.8	1:53.627	
5		38.461	92.9	32.249	111.5	43.014	208.5	1:53.724		13	38.305	95.1	32.091	112.5	<u>42.603</u>		210.9	<u>1:52.999</u>	
6		39.730	<u>96.4</u>	34.571	107.8	Pit In	204.5	2:21.083		14	39.025	88.9	32.513	110.5	43.014		213.0	1:54.552	
7	Pit Out	91.4	32.636	108.2	42.848			11:35.579		15	42.504	88.9	35.820	111.5	43.659		208.9	2:01.983	
8		38.497	91.6	<u>32.027</u>	109.4	42.657	212.2	1:53.181		16									

71 CARLOS CANO										HONDA									
lap	Sect-1	Speed	Sect-2	Speed	Sect-3	Speed	TopSpeed	laptime	pit	lap	Sect-1	Speed	Sect-2	Speed	Sect-3	Speed	Topspeed	laptime	pit
1	Pit Out	94.1	32.427	113.4	43.350			2:00.352		9	37.768	97.6	31.736	120.8	42.706		209.7	1:52.210	
2		37.701	97.1	32.109	116.8	42.867	<u>219.1</u>	1:52.677		10	37.471	102.2	31.714	121.2	<u>42.262</u>		211.4	<u>1:51.447</u>	
3		37.388	101.2	32.049	118.6	42.803	216.4	1:52.240		11	37.478	102.2	<u>31.616</u>	116.9	42.627		212.2	1:51.721	
4		38.934	97.1	1:18.639	109.0	Pit In	210.5	2:59.550		12	37.594	100.2	31.754	120.4	42.357		211.4	1:51.705	
5	Pit Out	91.8	32.722	111.1	42.827			9:05.007		13	37.520	102.1	31.797	<u>121.8</u>	42.562		211.8	1:51.879	
6		37.923	92.8	32.030	109.5	42.999	213.0	1:52.952		14	<u>37.316</u>	<u>102.9</u>	31.963	116.8	42.554		211.8	1:51.833	
7		37.622	102.7	32.159	112.9	Pit In	212.6	2:10.376		15	37.424	100.3	31.816	121.5	42.689		210.5	1:51.929	
8	Pit Out	97.2	33.382	114.4	43.762			6:10.575		16									

73 VALENTÍN PERRONE										HONDA									
lap	Sect-1	Speed	Sect-2	Speed	Sect-3	Speed	TopSpeed	laptime	pit	lap	Sect-1	Speed	Sect-2	Speed	Sect-3	Speed	Topspeed	laptime	pit
1	Pit Out	92.4	32.447	113.8	43.326			2:00.563		10	37.553	98.5	31.641	119.5	42.780		209.7	1:51.974	
2		37.788	95.6	31.964	113.8	42.880	213.4	1:52.632		11	37.491	98.5	31.811	124.4	50.124		208.9	1:59.426	
3		37.634	98.1	31.758	122.0	42.745	213.0	1:52.137		12	37.198	104.4	31.648	123.9	42.601		219.1	1:51.447	
4		37.571	98.3	31.738	121.2	42.857	212.6	1:52.166		13	37.997	103.2	31.682	123.0	48.194		213.9	1:57.873	
5		37.530	102.0	31.777	120.5	42.637	213.4	1:51.944		14	<u>37.110</u>	97.1	31.476	124.0	<u>42.020</u>		216.4	<u>1:50.606</u>	
6		37.906	102.4	32.311	122.3	46.039	213.4	1:56.256		15	37.154	98.5	31.404	130.0	42.315		<u>220.9</u>	1:50.873	
7		37.762	97.9	31.884	118.8	Pit In	212.2	2:14.964		16	37.252	<u>120.0</u>	38.023	106.9	51.871		217.3	2:07.146	
8	Pit Out	106.5	32.137	119.3	42.821			9:03.258		17	37.490	101.7	31.446	123.6	44.993		220.0	1:53.929	



## FIM JUNIORGP WORLD CHAMPIONSHIP - PORTIMAO

Autódromo Internacional do Algarve

ETC Gr B

20 - 23 June 2024

Laps and Sector Times - Free Practice 1

Autodromo Internacional Algarve - 4592mtr.

9	37.727	95.2	<u>31.348</u>	<u>131.2</u>	43.242	210.5	1:52.317	18										
---	--------	------	---------------	--------------	--------	-------	----------	----	--	--	--	--	--	--	--	--	--	--

78 HENRI MIGNOT										HONDA									
lap	Sect-1	Speed	Sect-2	Speed	Sect-3	Speed	TopSpeed	laptime	pit	lap	Sect-1	Speed	Sect-2	Speed	Sect-3	Speed	Topspeed	laptime	pit
1	Pit Out	85.4	33.403	108.7	46.966			2:07.529		9	Pit Out	86.9	33.123	111.2	44.404			6:18.012	
2	39.449	82.1	33.059	107.1	44.339		211.4	1:56.847		10	2:40.365	87.4	32.875	113.8	43.993		202.2	3:57.233	
3	42.543	93.1	36.882	111.0	43.835		204.9	2:03.260		11	43.215	85.0	36.941	104.8	45.017		202.2	2:05.173	
4	40.240	88.2	32.650	111.9	43.647		212.2	1:56.537		12	39.014	90.9	32.455	107.0	<u>43.335</u>		203.8	<u>1:54.804</u>	
5	39.346	88.1	32.590	113.2	43.480		210.5	1:55.416		13	<u>38.962</u>	93.8	34.010	111.8	43.369		204.9	1:56.341	
6	40.285	92.9	32.476	116.8	48.739		215.1	2:01.500		14	39.128	94.0	36.265	106.2	50.062		205.7	2:05.455	
7	2:35.887	<u>95.7</u>	33.274	110.0	43.615		208.9	3:52.776		15	2:39.806	94.5	<u>32.243</u>	<u>117.0</u>	43.760		211.8	3:55.809	
8	40.813	87.9	34.867	106.0	Pit In		205.3	2:20.725		16									

82 KYLE PAYNE										HONDA									
lap	Sect-1	Speed	Sect-2	Speed	Sect-3	Speed	TopSpeed	laptime	pit	lap	Sect-1	Speed	Sect-2	Speed	Sect-3	Speed	Topspeed	laptime	pit
1	Pit Out	85.4	33.676	109.6	44.901			2:05.646		9	40.098	89.6	33.061	117.3	Pit In		207.7	2:18.739	
2	40.177	87.4	33.090	109.3	44.810		209.3	1:58.077		10	Pit Out	93.3	33.179	110.1	43.810			12:49.693	
3	40.212	93.7	33.499	112.4	46.106		211.8	1:59.817		11	38.884	97.0	32.377	112.5	43.904		212.2	1:55.165	
4	39.274	95.0	33.084	112.3	43.949		213.9	1:56.307		12	38.478	94.1	<u>32.113</u>	112.6	<u>43.239</u>		<u>218.6</u>	1:53.830	
5	38.904	96.7	32.504	112.1	43.693		213.0	1:55.101		13	<u>38.157</u>	97.8	32.193	<u>118.7</u>	43.243		217.7	<u>1:53.593</u>	
6	38.703	98.1	32.769	115.1	44.339		216.0	1:55.811		14	38.456	<u>98.9</u>	33.472	99.7	47.054		216.4	1:58.982	
7	38.841	95.0	32.618	113.1	43.455		212.2	1:54.914		15	39.716	95.1	32.332	113.3	44.004		206.9	1:56.052	
8	38.902	95.7	32.773	115.3	43.657		214.7	1:55.332		16									

90 LUCA AGOSTINELLI										HONDA									
lap	Sect-1	Speed	Sect-2	Speed	Sect-3	Speed	TopSpeed	laptime	pit	lap	Sect-1	Speed	Sect-2	Speed	Sect-3	Speed	Topspeed	laptime	pit
1	Pit Out	85.8	33.295	109.2	44.119			2:04.391		9	39.012	93.8	32.745	114.3	Pit In		211.8	2:15.693	
2	38.205	90.6	32.885	109.8	46.799		221.3	1:57.889		10	Pit Out	93.1	32.294	116.4	42.984			11:03.361	
3	38.404	92.9	32.210	118.7	42.998		219.1	1:53.612		11	41.683	99.4	32.028	118.2	43.219		218.2	1:56.930	
4	39.528	92.7	32.811	116.9	43.680		224.1	1:56.019		12	<u>37.552</u>	97.6	31.814	119.1	42.911		<u>224.5</u>	1:52.277	
5	38.043	95.8	32.217	118.7	42.798		221.8	1:53.058		13	38.396	94.6	<u>31.513</u>	<u>124.0</u>	42.621		216.9	1:52.530	
6	37.930	98.5	31.707	115.6	42.691		218.2	1:52.328		14	37.831	98.4	31.809	121.9	<u>42.547</u>		221.3	<u>1:52.187</u>	
7	37.831	99.8	32.791	116.8	43.518		218.2	1:54.140		15	38.519	<u>100.3</u>	36.509	108.2	52.054		216.4	2:07.082	
8	38.433	90.8	32.341	117.9	43.495		212.6	1:54.269		16	38.621	96.0	31.841	118.7	43.786		208.1	1:54.248	