


FIM JUNIORGP WORLD CHAMPIONSHIP - PORTIMAO

Autódromo Internacional do Algarve

ETC Gr A

20 - 23 June 2024

Laps and Sector Times - Practice

Autodromo Internacional Algarve - 4592mtr.

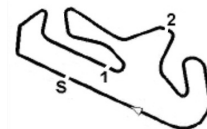
5 JOHANN EMMANUEL										HONDA										
lap	Sect-1	Speed	Sect-2	Speed	Sect-3	Speed	TopSpeed	laptime	pit	lap	Sect-1	Speed	Sect-2	Speed	Sect-3	Speed	Topspeed	laptime	pit	
1	Pit Out	81.4	37.720	91.8	49.079			2:17.434		7	Pit Out	88.5	33.645	105.8	45.465				14:51.592	
2	40.231	89.6	33.728	102.9	45.446		204.5	1:59.405		8	39.103	100.3	33.472	104.4	44.364		207.7	1:56.939		
3	39.879	94.2	33.407	103.0	Pit In		209.7	2:15.284		9	<u>38.960</u>	95.1	33.089	102.4	<u>43.792</u>		209.7	<u>1:55.841</u>		
4	Pit Out	91.5	33.234	106.3	44.811			5:31.124		10	39.125	92.2	<u>32.780</u>	108.2	44.476		208.5	1:56.381		
5	39.432	94.7	33.183	106.5	44.873		<u>210.9</u>	1:57.488		11	41.512	99.4	33.234	<u>109.3</u>	48.074		206.9	2:02.820		
6	39.467	<u>101.6</u>	34.372	98.7	Pit In		<u>210.9</u>	2:21.848		12	39.032	96.8	33.010	99.1	44.933		208.1	1:56.975		

6 BENJAMIN CAILLET										HONDA									
lap	Sect-1	Speed	Sect-2	Speed	Sect-3	Speed	TopSpeed	laptime	pit	lap	Sect-1	Speed	Sect-2	Speed	Sect-3	Speed	Topspeed	laptime	pit
1	Pit Out	88.6	32.519	109.8	43.418			2:03.956		9	38.945	91.0	32.971	117.8	Pit In		211.8	2:18.519	
2	37.878	89.5	32.229	117.4	42.858		216.9	1:52.965		10	Pit Out	92.7	32.198	118.6	43.043			12:47.027	
3	39.696	89.3	32.812	108.1	43.566		<u>224.1</u>	1:56.074		11	37.931	92.7	32.101	116.9	42.951		215.1	1:52.983	
4	37.816	93.9	<u>31.891</u>	114.6	42.707		217.3	<u>1:52.414</u>		12	37.846	95.5	32.088	118.4	42.740		213.4	1:52.674	
5	37.961	90.5	31.934	120.0	42.712		220.4	1:52.607		13	37.923	93.8	31.972	<u>120.4</u>	42.652		214.3	1:52.547	
6	41.055	91.5	32.000	119.5	43.664		213.4	1:56.719		14	<u>37.811</u>	<u>96.4</u>	32.082	118.6	42.804		214.3	1:52.697	
7	38.786	91.9	32.888	108.7	45.809		214.7	1:57.483		15	38.105	93.1	31.981	119.1	<u>42.400</u>		213.4	1:52.486	
8	38.271	94.8	32.037	117.0	42.911		210.5	1:53.219		16									

7 BEÑAT FERNÁNDEZ										HONDA									
lap	Sect-1	Speed	Sect-2	Speed	Sect-3	Speed	TopSpeed	laptime	pit	lap	Sect-1	Speed	Sect-2	Speed	Sect-3	Speed	Topspeed	laptime	pit
1	Pit Out	82.4	37.899	104.4	52.109			2:24.807		7	Pit Out	89.8	34.208	117.9	44.513			18:21.768	
2	38.944	93.7	34.068	104.3	46.105		218.6	1:59.117		8	37.590	<u>100.0</u>	31.811	120.5	42.872		216.9	<u>1:52.273</u>	
3	37.858	95.7	32.126	<u>120.8</u>	43.204		220.0	1:53.188		9	37.581	99.4	31.988	115.9	42.751		215.1	1:52.320	
4	<u>37.552</u>	99.0	32.218	110.4	<u>42.632</u>		216.0	1:52.409		10	38.813	95.3	32.358	116.4	42.859		215.1	1:54.030	
5	37.624	98.0	<u>31.804</u>	116.0	44.623		<u>222.7</u>	1:54.051		11	37.888	98.5	32.281	115.6	43.025		219.1	1:53.194	
6	38.307	94.2	32.822	98.7	Pit In		216.4	2:19.358		12									

9 ELLIOT KASSIGIAN										HONDA									
lap	Sect-1	Speed	Sect-2	Speed	Sect-3	Speed	TopSpeed	laptime	pit	lap	Sect-1	Speed	Sect-2	Speed	Sect-3	Speed	Topspeed	laptime	pit
1	Pit Out	82.1	33.911	102.2	44.977			2:06.098		9	40.908	90.9	35.315	106.3	45.125		202.6	2:01.348	
2	40.995	88.6	33.331	104.7	44.640		210.1	1:58.966		10	39.489	90.8	33.135	107.0	44.472		203.8	1:57.096	
3	39.220	89.5	33.104	105.9	44.262		208.9	1:56.586		11	40.321	91.8	33.111	107.2	44.484		204.5	1:57.916	
4	39.326	90.5	<u>32.804</u>	<u>109.8</u>	44.279		<u>212.6</u>	1:56.409		12	41.883	90.5	33.138	106.0	44.564		204.9	1:59.585	
5	39.122	90.9	32.946	106.3	44.288		208.9	1:56.356		13	39.159	89.6	32.947	105.7	44.233		206.1	1:56.339	
6	39.292	89.0	32.897	108.1	44.389		208.1	1:56.578		14	<u>39.116</u>	<u>93.3</u>	32.981	108.2	<u>44.129</u>		206.1	1:56.226	
7	40.051	91.4	33.292	104.7	Pit In		205.3	2:23.208		15	39.258	91.1	33.102	107.0	44.380		205.3	1:56.740	
8	Pit Out	83.9	33.936	104.4	45.242			10:44.855		16	39.119	91.7	32.977	108.0	44.129		205.3	<u>1:56.225</u>	

11 DAVID GONZÁLEZ										HONDA									
lap	Sect-1	Speed	Sect-2	Speed	Sect-3	Speed	TopSpeed	laptime	pit	lap	Sect-1	Speed	Sect-2	Speed	Sect-3	Speed	Topspeed	laptime	pit
1	Pit Out	96.9	32.692	113.4	42.972			2:14.101		9	37.485	98.1	31.791	120.9	42.288		213.4	1:51.564	
2	37.407	96.5	31.812	109.8	51.473		219.1	2:00.692		10	37.568	99.7	31.621	123.1	42.367		211.8	1:51.556	
3	37.204	102.8	31.367	119.1	<u>42.141</u>		219.5	<u>1:50.712</u>		11	37.767	100.5	31.713	123.1	42.581		213.4	1:52.061	
4	37.108	100.3	<u>31.264</u>	119.5	42.392		<u>220.4</u>	1:50.764		12	37.624	99.5	31.626	122.6	42.487		211.8	1:51.737	
5	<u>37.062</u>	100.6	31.352	117.5	43.090		216.9	1:51.504		13	37.535	100.5	31.690	118.6	42.327		213.0	1:51.552	
6	37.253	<u>106.9</u>	40.126	118.6	Pit In		216.4	2:21.644		14	43.455	96.9	31.946	120.1	Pit In		212.6	2:18.805	



FIM JUNIORGP WORLD CHAMPIONSHIP - PORTIMAO

Autódromo Internacional do Algarve

ETC Gr A

20 - 23 June 2024

Laps and Sector Times - Practice

Autodromo Internacional Algarve - 4592mtr.

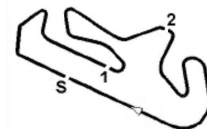
7	Pit Out	100.2	31.790	119.9	42.476		8:37.973	15	Pit Out	100.6	33.562	118.2	42.779		2:59.918	
8		37.320	102.2	31.669	<u>123.7</u>	42.380	211.8	1:51.369	16	37.663	99.7	31.750	122.7	42.408	212.2	1:51.821

15 MARTIM MARCO										HONDA									
lap	Sect-1	Speed	Sect-2	Speed	Sect-3	Speed	TopSpeed	laptime	pit	lap	Sect-1	Speed	Sect-2	Speed	Sect-3	Speed	Topspeed	laptime	pit
1	Pit Out	78.6	34.081	105.1	44.788			2:06.677		8	39.093	91.8	32.661	109.9	44.217		201.9	1:55.971	
2		39.473	87.4	32.965	113.0	43.590	207.7	1:56.028		9	42.905	95.5	33.045	115.1	44.082		200.7	2:00.032	
3		39.245	87.2	32.952	107.9	45.700	<u>208.9</u>	1:57.897		10	38.921	95.3	32.657	<u>115.4</u>	43.717		200.7	1:55.295	
4		<u>38.588</u>	91.4	32.461	109.1	43.648	207.7	1:54.697		11	38.862	93.6	32.776	113.9	44.118		200.4	1:55.756	
5		38.651	94.2	<u>32.358</u>	112.7	<u>43.419</u>	203.8	<u>1:54.428</u>		12	41.013	87.0	36.125	109.8	Pit In		199.6	<u>2:26.974</u>	
6		49.176	<u>105.0</u>	44.338	108.0	Pit In	204.5	2:44.077		13	Pit Out	83.3	36.876	108.0	45.227			2:30.627	
7	Pit Out	87.9	35.986	105.9	44.540			14:33.001		14									

19 LÁSZLÓ LŐRINC										HONDA									
lap	Sect-1	Speed	Sect-2	Speed	Sect-3	Speed	TopSpeed	laptime	pit	lap	Sect-1	Speed	Sect-2	Speed	Sect-3	Speed	Topspeed	laptime	pit
1	Pit Out	92.2	33.395	112.9	44.908			2:04.120		9	38.070	97.2	32.301	116.5	Pit In		211.8	2:14.927	
2		39.035	91.7	32.988	116.1	44.669	207.7	1:56.692		10	Pit Out	94.7	34.142	116.3	45.859			12:26.085	
3		38.904	92.6	32.549	112.6	43.840	209.7	1:55.293		11	39.385	97.8	33.531	110.4	50.557		204.9	2:03.473	
4		38.684	95.9	32.565	118.6	44.226	210.5	1:55.475		12	39.689	96.3	32.845	117.5	43.792		206.9	1:56.326	
5		38.830	93.6	32.286	121.2	<u>43.571</u>	211.4	1:54.687		13	38.359	96.7	32.359	120.9	43.835		210.9	<u>1:54.553</u>	
6		39.127	89.0	<u>32.183</u>	118.4	43.770	212.2	1:55.080		14	<u>38.020</u>	96.8	34.235	122.3	43.592		<u>218.2</u>	1:55.847	
7		38.625	87.9	33.246	115.8	46.049	215.6	1:57.920		15	38.139	96.9	32.305	116.6	44.121		214.3	1:54.565	
8		38.358	<u>99.0</u>	32.387	<u>125.4</u>	44.148	210.9	1:54.893		16									

26 PAU ALSINA										HONDA									
lap	Sect-1	Speed	Sect-2	Speed	Sect-3	Speed	TopSpeed	laptime	pit	lap	Sect-1	Speed	Sect-2	Speed	Sect-3	Speed	Topspeed	laptime	pit
1	Pit Out	89.1	33.231	108.8	45.251			2:03.248		9	Pit Out	98.0	32.513	111.7	43.206			13:00.088	
2		37.943	93.7	32.572	108.7	44.071	213.0	1:54.586		10	37.883	96.6	32.175	113.7	43.255		208.5	1:53.313	
3		37.712	96.8	31.769	109.5	42.638	<u>216.4</u>	1:52.119		11	39.536	92.9	32.163	111.9	42.996		208.9	1:54.695	
4		37.412	<u>100.4</u>	31.760	109.6	42.829	213.0	1:52.001		12	37.673	99.1	31.897	111.3	42.838		210.5	1:52.408	
5		37.672	97.7	31.758	112.7	43.509	210.5	1:52.939		13	37.661	97.8	31.796	<u>116.5</u>	42.836		211.4	1:52.293	
6		37.754	96.0	<u>31.731</u>	112.0	42.763	208.9	1:52.248		14	<u>37.372</u>	99.6	31.785	115.5	42.679		215.6	<u>1:51.836</u>	
7		37.635	97.2	31.902	111.6	42.773	208.5	1:52.310		15	37.735	99.2	31.827	115.1	<u>42.391</u>		214.7	1:51.953	
8		39.251	96.8	32.938	112.5	Pit In	208.5	2:15.540		16									

27 KERMAN TINÉZ										HONDA									
lap	Sect-1	Speed	Sect-2	Speed	Sect-3	Speed	TopSpeed	laptime	pit	lap	Sect-1	Speed	Sect-2	Speed	Sect-3	Speed	Topspeed	laptime	pit
1	Pit Out	83.0	37.330	99.5	49.990			2:14.238		8	37.782	98.3	<u>31.794</u>	<u>122.3</u>	42.455		212.6	1:52.031	
2		38.604	89.0	32.547	112.9	43.256	214.3	1:54.407		9	37.587	100.2	32.100	119.7	42.763		214.3	1:52.450	
3		37.531	98.7	31.959	117.8	42.508	<u>217.7</u>	<u>1:51.998</u>		10	38.227	97.6	32.378	118.2	43.155		210.9	1:53.760	
4		40.048	93.7	32.563	111.5	<u>42.452</u>	214.7	1:55.063		11	37.730	99.4	31.992	116.8	42.991		209.3	1:52.713	
5		37.999	99.9	31.998	120.4	Pit In	215.1	2:11.738		12	<u>37.438</u>	<u>111.1</u>	33.880	119.1	42.715		209.7	1:54.033	
6	Pit Out	94.9	32.940	115.6	43.387			14:45.160		13	37.522	99.8	31.984	118.7	42.523		212.2	1:52.029	
7		37.448	103.3	32.274	119.1	42.486	210.9	1:52.208		14									



FIM JUNIORGP WORLD CHAMPIONSHIP - PORTIMAO

Autódromo Internacional do Algarve

ETC Gr A

20 - 23 June 2024

Laps and Sector Times - Practice

Autodromo Internacional Algarve - 4592mtr.

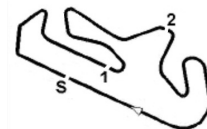
30 MATTHIAS ROSTAGNI										HONDA									
lap	Sect-1	Speed	Sect-2	Speed	Sect-3	Speed	TopSpeed	laptime	pit	lap	Sect-1	Speed	Sect-2	Speed	Sect-3	Speed	Topspeed	laptime	pit
1	Pit Out	86.9	33.042	108.5	44.101			2:02.676		8	Pit Out	84.4	32.793	113.7	43.432			16:26.783	
2	39.176	87.2	32.480	111.0	44.147		213.9	1:55.803		9	39.048	86.9	32.484	112.3	43.261		216.0	1:54.793	
3	38.750	92.4	32.484	110.1	43.599		216.0	1:54.833		10	38.366	91.3	32.406	113.8	<u>43.062</u>		216.0	<u>1:53.834</u>	
4	38.930	<u>94.7</u>	32.770	113.7	44.483		212.2	1:56.183		11	42.712	88.7	33.203	108.7	44.420		215.6	2:00.335	
5	38.301	93.7	<u>32.244</u>	<u>116.4</u>	43.419		<u>222.7</u>	1:53.964		12	39.457	88.0	32.885	112.5	43.901		210.9	1:56.243	
6	40.079	91.4	32.251	114.3	47.231		210.9	1:59.561		13	38.669	91.1	32.554	112.6	43.358		209.3	1:54.581	
7	<u>38.217</u>	92.2	32.435	113.0	Pit In		215.1	2:19.909		14									

31 GIULIO PUGLIESE										HONDA									
lap	Sect-1	Speed	Sect-2	Speed	Sect-3	Speed	TopSpeed	laptime	pit	lap	Sect-1	Speed	Sect-2	Speed	Sect-3	Speed	Topspeed	laptime	pit
1	Pit Out	76.8	38.297	101.3	47.798			2:21.416		7	Pit Out	95.6	32.146	122.0	42.964			18:21.914	
2	41.759	84.4	33.444	112.0	51.803		216.0	2:07.006		8	37.442	97.2	31.794	<u>124.7</u>	42.938		218.2	1:52.174	
3	37.861	96.9	<u>31.566</u>	122.4	42.646		220.0	1:52.073		9	37.555	97.5	33.131	121.1	42.353		219.5	1:53.039	
4	37.376	93.6	31.700	119.5	42.550		219.1	1:51.626		10	37.635	95.2	31.778	117.3	42.331		<u>224.5</u>	1:51.744	
5	<u>37.052</u>	<u>99.4</u>	31.621	120.8	<u>42.082</u>		220.0	<u>1:50.755</u>		11	37.498	97.2	32.392	118.2	43.232		222.2	1:53.122	
6	37.528	97.9	31.594	116.8	Pit In		217.7	2:18.080		12									

36 EVAN BOXBERGER										HONDA									
lap	Sect-1	Speed	Sect-2	Speed	Sect-3	Speed	TopSpeed	laptime	pit	lap	Sect-1	Speed	Sect-2	Speed	Sect-3	Speed	Topspeed	laptime	pit
1	Pit Out	88.9	33.085	105.8	44.435			2:05.576		9	38.345	96.6	32.320	111.6	Pit In		208.9	2:14.142	
2	38.192	95.1	32.731	107.8	43.375		216.9	1:54.298		10	Pit Out	97.7	32.767	109.9	43.822			12:54.222	
3	38.513	90.6	32.719	102.5	45.421		<u>217.7</u>	1:56.653		11	39.669	94.2	34.127	100.9	44.755		210.1	1:58.551	
4	38.552	94.7	32.329	108.1	<u>43.076</u>		216.4	1:53.957		12	38.776	95.9	32.629	110.2	43.569		207.7	1:54.974	
5	<u>37.733</u>	104.0	32.974	110.1	43.578		216.9	1:54.285		13	40.358	<u>111.7</u>	40.430	97.6	52.535		209.3	2:13.323	
6	38.592	94.3	<u>32.173</u>	107.7	43.108		<u>217.7</u>	<u>1:53.873</u>		14	38.487	99.1	32.620	<u>112.6</u>	43.565		208.5	1:54.672	
7	38.070	96.8	32.357	109.3	45.327		214.7	1:55.754		15	38.651	99.0	32.642	108.4	43.512		208.5	1:54.805	
8	38.139	95.7	32.604	111.3	43.262		213.4	1:54.005		16									

42 JULIUS FRELLSEN										HONDA									
lap	Sect-1	Speed	Sect-2	Speed	Sect-3	Speed	TopSpeed	laptime	pit	lap	Sect-1	Speed	Sect-2	Speed	Sect-3	Speed	Topspeed	laptime	pit
1	Pit Out	87.2	33.197	106.9	44.095			2:02.174		9	38.791	94.3	32.450	113.2	Pit In		212.6	2:11.180	
2	38.867	92.2	<u>32.139</u>	<u>118.4</u>	43.564		213.0	1:54.570		10	Pit Out	89.5	32.958	117.5	43.519			12:39.933	
3	39.952	91.8	32.607	109.5	43.808		214.7	1:56.367		11	38.586	92.0	32.552	115.9	43.537		214.3	1:54.675	
4	38.292	94.1	32.149	116.6	43.608		214.3	1:54.049		12	38.231	93.3	33.607	104.5	45.319		213.0	1:57.157	
5	38.260	96.7	32.398	107.7	43.428		<u>216.0</u>	1:54.086		13	38.480	94.7	32.353	115.8	43.672		210.1	1:54.505	
6	<u>37.973</u>	<u>101.8</u>	33.386	112.6	<u>43.205</u>		213.9	1:54.564		14	38.997	92.3	33.296	114.0	43.435		207.3	1:55.728	
7	38.197	94.4	32.779	108.5	49.423		210.1	2:00.399		15	38.634	96.0	32.448	113.7	43.533		206.1	1:54.615	
8	38.174	93.2	32.184	114.6	43.378		213.9	<u>1:53.736</u>		16									

52 JEREMI WOJCI ECHOWSKI										HONDA									
lap	Sect-1	Speed	Sect-2	Speed	Sect-3	Speed	TopSpeed	laptime	pit	lap	Sect-1	Speed	Sect-2	Speed	Sect-3	Speed	Topspeed	laptime	pit
1	Pit Out	89.9	33.193	100.4	45.095			2:01.915		8	38.310	94.2	32.224	114.4	Pit In		218.2	2:12.413	
2	38.701	93.3	<u>32.105</u>	113.1	44.105		210.5	1:54.911		9	Pit Out	90.2	35.225	107.6	44.846			14:31.361	
3	39.812	94.0	33.474	95.1	44.766		215.6	1:58.052		10	38.979	95.6	32.456	114.0	43.977		208.9	1:55.412	
4	38.403	96.8	32.209	113.0	44.089		<u>218.6</u>	1:54.701		11	38.626	95.0	32.184	115.1	43.631		214.3	1:54.441	
5	<u>38.076</u>	96.2	32.268	113.6	43.625		216.9	1:53.969		12	38.233	96.0	32.265	114.0	<u>43.319</u>		216.0	<u>1:53.817</u>	



FIM JUNIORGP WORLD CHAMPIONSHIP - PORTIMAO

Autódromo Internacional do Algarve

ETC Gr A

20 - 23 June 2024

Laps and Sector Times - Practice

Autodromo Internacional Algarve - 4592mtr.

6	38.263	<u>97.5</u>	32.251	114.4	43.373	211.8	1:53.887	13	38.292	96.3	32.290	<u>117.0</u>	43.371	212.6	1:53.953
7	38.654	96.2	32.443	108.1	48.749	212.6	1:59.846	14	38.255	93.8	32.398	113.0	45.050	211.4	1:55.703

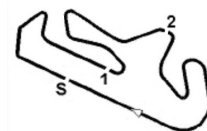
55	MI KEY LOU								HONDA											
lap	Sect-1	Speed	Sect-2	Speed	Sect-3	Speed	TopSpeed	laptime	pit	lap	Sect-1	Speed	Sect-2	Speed	Sect-3	Speed	Topspeed	laptime	pit	
1	Pit Out	93.8	38.997	90.5	56.476			<u>2:29.516</u>		2	<u>40.449</u>	<u>99.3</u>	<u>33.496</u>	<u>112.1</u>	<u>44.091</u>			214.7	<u>1:58.036</u>	

69	FERNANDO BUJOSA								HONDA											
lap	Sect-1	Speed	Sect-2	Speed	Sect-3	Speed	TopSpeed	laptime	pit	lap	Sect-1	Speed	Sect-2	Speed	Sect-3	Speed	Topspeed	laptime	pit	
1	Pit Out	93.8	32.912	107.6	43.677			<u>2:00.487</u>		7	39.510	<u>97.0</u>	33.902	103.3	Pit In			209.3	<u>2:18.964</u>	
2	38.496	92.3	32.384	<u>120.9</u>	43.445		205.3	1:54.325		8	Pit Out	93.8	33.071	113.9	45.709				<u>14:45.171</u>	
3	38.344	96.8	32.279	109.1	43.243		205.7	1:53.866		9	38.677	96.3	31.988	116.8	<u>42.720</u>			212.6	1:53.385	
4	38.898	93.1	32.131	112.9	48.719		203.0	1:59.748		10	38.941	91.4	33.476	112.1	Pit In			209.7	<u>2:09.621</u>	
5	39.740	86.5	32.568	108.1	42.785		<u>216.0</u>	1:55.093		11	Pit Out	94.8	32.603	113.4	Pit In				<u>3:18.682</u>	
6	<u>38.136</u>	94.4	<u>31.834</u>	117.1	42.748		213.9	<u>1:52.718</u>		12	Pit Out	84.9	37.053	110.4	46.264				<u>3:48.928</u>	

70	KRISTIAN DANIEL JR								HONDA											
lap	Sect-1	Speed	Sect-2	Speed	Sect-3	Speed	TopSpeed	laptime	pit	lap	Sect-1	Speed	Sect-2	Speed	Sect-3	Speed	Topspeed	laptime	pit	
1	Pit Out	87.9	32.788	114.9	42.935			<u>2:03.797</u>		6	38.684	95.9	31.927	118.6	Pit In			217.3	<u>2:12.461</u>	
2	39.597	88.5	33.145	109.1	42.772		215.6	1:55.514		7	Pit Out	87.9	32.640	117.9	45.150				<u>16:29.438</u>	
3	37.761	96.0	31.784	121.5	42.871		218.6	1:52.416		8	37.662	93.9	32.102	122.6	42.640			<u>220.9</u>	1:52.404	
4	39.361	<u>101.0</u>	34.623	100.8	49.057		210.1	2:03.041		9	37.670	97.0	<u>31.772</u>	<u>123.6</u>	42.685			215.6	1:52.127	
5	<u>37.609</u>	96.7	31.784	120.7	<u>42.632</u>		216.0	<u>1:52.025</u>		10	37.711	96.5	32.340	116.0	43.164			219.1	1:53.215	

81	MATTEO GABARRINI								HONDA											
lap	Sect-1	Speed	Sect-2	Speed	Sect-3	Speed	TopSpeed	laptime	pit	lap	Sect-1	Speed	Sect-2	Speed	Sect-3	Speed	Topspeed	laptime	pit	
1	Pit Out	87.0	33.421	102.4	45.581			<u>2:06.784</u>		9	38.139	97.3	<u>31.882</u>	114.0	43.107			210.9	1:53.128	
2	37.936	95.1	32.198	114.9	44.324		220.9	1:54.458		10	39.782	91.0	33.209	112.5	Pit In			209.3	<u>2:17.187</u>	
3	39.526	88.8	33.706	96.3	45.187		213.4	1:58.419		11	Pit Out	90.7	33.359	113.2	Pit In				<u>11:29.923</u>	
4	38.966	92.7	32.632	110.0	44.984		220.4	1:56.582		12	Pit Out	92.5	32.883	112.0	44.020				<u>2:57.153</u>	
5	<u>37.674</u>	97.8	31.905	114.5	<u>42.939</u>		218.2	<u>1:52.518</u>		13	38.229	94.6	32.229	<u>117.0</u>	42.991			205.3	1:53.449	
6	38.041	94.9	32.218	110.8	43.505		<u>222.2</u>	1:53.764		14	37.965	93.3	32.897	111.9	43.254			217.3	1:54.116	
7	38.068	96.9	32.298	110.0	48.779		218.2	1:59.145		15	37.708	<u>98.2</u>	32.104	114.8	43.406			219.1	1:53.218	
8	37.845	95.6	31.954	112.3	43.703		221.3	1:53.502		16										

95	LEONARDO ZANNI								HONDA											
lap	Sect-1	Speed	Sect-2	Speed	Sect-3	Speed	TopSpeed	laptime	pit	lap	Sect-1	Speed	Sect-2	Speed	Sect-3	Speed	Topspeed	laptime	pit	
1	Pit Out	88.9	38.158	94.7	49.263			<u>2:16.301</u>		9	37.804	98.5	32.020	117.9	42.606			210.5	1:52.430	
2	40.804	88.9	34.322	107.9	48.694		214.7	2:03.820		10	37.705	96.7	31.954	<u>124.0</u>	42.713			210.9	1:52.372	
3	39.782	95.4	31.881	119.9	42.805		213.4	1:54.468		11	39.715	89.9	32.235	121.9	43.163			209.7	1:55.113	
4	37.737	94.2	<u>31.669</u>	123.7	42.494		215.1	1:51.900		12	37.717	96.3	32.020	113.1	44.785			212.6	1:54.522	
5	<u>37.522</u>	98.7	31.738	117.8	<u>42.070</u>		211.8	<u>1:51.330</u>		13	37.735	94.2	31.742	121.9	42.284			214.3	1:51.761	
6	38.027	94.1	31.905	121.5	47.928		212.6	1:57.860		14	37.543	94.1	32.036	120.4	42.579			210.9	1:52.158	
7	38.401	96.6	31.883	122.0	Pit In		210.1	<u>2:13.003</u>		15	37.755	<u>103.3</u>	32.774	115.1	43.552			207.3	1:54.081	
8	Pit Out	96.2	34.770	101.3	43.184			<u>10:46.591</u>		16										



FIM JUNIORGP WORLD CHAMPIONSHIP - PORTIMAO

Autódromo Internacional do Algarve

ETC Gr A

20 - 23 June 2024

Laps and Sector Times - Practice

Autodromo Internacional Algarve - 4592mtr.

97 MARCO MORELLI										HONDA									
lap	Sect-1	Speed	Sect-2	Speed	Sect-3	Speed	TopSpeed	laptime	pit	lap	Sect-1	Speed	Sect-2	Speed	Sect-3	Speed	Topspeed	laptime	pit
1	Pit Out	92.8	33.007	111.7	43.724			2:02.390		9	37.939	101.4	32.205	113.2	45.062		211.4	1:55.206	
2	38.121	97.0	32.290	113.9	42.924		211.4	1:53.335		10	37.818	101.7	32.018	<u>118.2</u>	42.520		219.1	1:52.356	
3	37.742	97.6	32.032	111.8	42.716		212.2	1:52.490		11	37.296	<u>103.2</u>	31.939	116.6	42.382		213.4	1:51.617	
4	37.633	98.5	31.909	116.8	42.640		212.6	1:52.182		12	37.687	96.5	31.973	<u>118.2</u>	<u>42.301</u>		215.6	1:51.961	
5	38.481	97.8	32.545	114.9	43.252		212.2	1:54.278		13	37.529	102.0	31.863	115.6	42.306		219.5	1:51.698	
6	37.628	99.3	31.989	117.0	42.649		211.8	1:52.266		14	<u>37.221</u>	100.7	<u>31.856</u>	114.2	42.481		<u>220.4</u>	<u>1:51.558</u>	
7	38.727	95.1	32.796	114.4	Pit In		210.9	2:17.687		15	40.667	98.0	32.046	115.9	43.819		216.9	1:56.532	
8	Pit Out	99.2	32.473	112.6	42.985			11:49.707		16									

99 RÉMY SANJUAN										HONDA									
lap	Sect-1	Speed	Sect-2	Speed	Sect-3	Speed	TopSpeed	laptime	pit	lap	Sect-1	Speed	Sect-2	Speed	Sect-3	Speed	Topspeed	laptime	pit
1	Pit Out	87.3	32.649	108.3	43.581			2:00.928		9	Pit Out	89.6	33.170	110.8	45.384			12:47.802	
2	38.118	93.3	<u>31.885</u>	110.8	43.569		213.9	1:53.572		10	38.983	96.5	32.316	113.4	42.985		210.5	1:54.284	
3	38.643	93.4	32.628	105.5	46.551		213.9	1:57.822		11	37.908	94.2	32.250	112.9	42.893		217.3	1:53.051	
4	38.064	93.2	32.178	110.8	43.203		<u>217.7</u>	1:53.445		12	37.939	95.7	32.074	113.0	<u>42.794</u>		213.4	<u>1:52.807</u>	
5	<u>37.895</u>	91.4	32.204	111.1	43.414		217.3	1:53.513		13	38.250	91.9	32.230	109.9	47.429		215.1	1:57.909	
6	38.388	88.2	32.253	111.8	43.381		211.8	1:54.022		14	38.605	93.8	33.571	107.6	44.597		214.7	1:56.773	
7	38.204	90.1	32.816	101.9	48.855		214.7	1:59.875		15	38.318	92.8	32.240	<u>113.9</u>	43.039		211.8	1:53.597	
8	38.954	92.2	32.563	108.1	Pit In		213.0	2:14.861		16									