
FIM JUNIORGP WORLD CHAMPIONSHIP - PORTIMAO

Autódromo Internacional do Algarve

ETC Gr A

20 - 23 June 2024

Laps and Sector Times - Free Practice 2

Autodromo Internacional Algarve - 4592mtr.

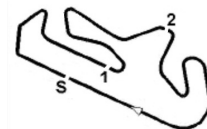
5 JOHANN EMMANUEL										HONDA									
lap	Sect-1	Speed	Sect-2	Speed	Sect-3	Speed	TopSpeed	laptime	pit	lap	Sect-1	Speed	Sect-2	Speed	Sect-3	Speed	Topspeed	laptime	pit
1	Pit Out	92.5	34.744	97.5	45.318			2:03.373		6	39.324	95.7	33.144	106.0	Pit In		199.6	2:21.661	
2	39.403	91.5	33.238	106.5	<u>44.807</u>		204.2	<u>1:57.448</u>		7	Pit Out	96.6	33.267	108.3	45.095			7:58.664	
3	40.324	91.7	33.350	106.6	45.496		203.4	1:59.170		8	39.937	96.1	33.361	109.4	45.287		201.5	1:58.585	
4	39.725	94.7	33.481	106.3	44.887		200.0	1:58.093		9	39.702	95.0	<u>32.983</u>	<u>111.3</u>	44.840		200.0	1:57.525	
5	39.458	95.9	33.088	103.2	50.432		202.6	2:02.978		10	<u>38.985</u>	93.2	33.506	108.9	51.456		<u>207.3</u>	2:03.947	

6 BENJAMIN CAILLET										HONDA									
lap	Sect-1	Speed	Sect-2	Speed	Sect-3	Speed	TopSpeed	laptime	pit	lap	Sect-1	Speed	Sect-2	Speed	Sect-3	Speed	Topspeed	laptime	pit
1	Pit Out	92.3	32.894	111.7	43.398			2:05.816		5	38.470	94.1	32.143	<u>120.5</u>	45.005		210.5	1:55.618	
2	39.078	88.1	32.584	117.3	43.343		<u>214.7</u>	1:55.005		6	<u>38.149</u>	93.2	<u>32.095</u>	117.5	43.359		211.8	<u>1:53.603</u>	
3	38.387	94.4	32.203	120.0	43.245		<u>214.7</u>	1:53.835		7	38.167	95.3	33.388	118.3	Pit In		210.9	2:17.779	
4	38.454	<u>95.7</u>	32.293	118.0	<u>43.207</u>		209.3	1:53.954		8									

7 BEÑAT FERNÁNDEZ										HONDA									
lap	Sect-1	Speed	Sect-2	Speed	Sect-3	Speed	TopSpeed	laptime	pit	lap	Sect-1	Speed	Sect-2	Speed	Sect-3	Speed	Topspeed	laptime	pit
1	Pit Out	86.5	35.442	98.9	45.374			2:06.430		7	Pit Out	94.3	34.697	100.9	46.184			11:47.824	
2	38.953	91.9	32.382	111.7	Pit In		<u>214.3</u>	2:13.978		8	38.688	93.0	32.363	109.1	44.925		205.3	1:55.976	
3	Pit Out	96.3	32.571	115.0	45.035			11:32.083		9	38.610	96.9	32.265	110.1	45.225		201.1	1:56.100	
4	38.356	<u>100.4</u>	32.358	115.9	43.565		204.2	1:54.279		10	38.466	97.8	<u>32.076</u>	113.2	<u>43.329</u>		202.2	<u>1:53.871</u>	
5	38.385	98.2	32.181	<u>117.8</u>	43.635		201.5	1:54.201		11	<u>38.198</u>	99.4	32.207	106.5	43.470		205.7	1:53.875	
6	38.511	97.0	32.243	115.6	Pit In		199.6	2:13.660		12									

9 ELLIOT KASSIGIAN										HONDA									
lap	Sect-1	Speed	Sect-2	Speed	Sect-3	Speed	TopSpeed	laptime	pit	lap	Sect-1	Speed	Sect-2	Speed	Sect-3	Speed	Topspeed	laptime	pit
1	Pit Out	84.4	34.116	102.4	45.141			2:09.967		8	Pit Out	87.9	35.092	103.4	46.527			13:40.424	
2	40.081	88.0	33.211	105.8	<u>44.645</u>		204.9	1:57.937		9	40.427	89.0	33.236	110.0	45.334		198.5	1:58.997	
3	39.799	86.7	33.204	106.6	44.978		<u>206.5</u>	1:57.981		10	39.705	89.3	<u>33.122</u>	107.0	45.091		201.1	<u>1:57.918</u>	
4	40.027	86.8	33.529	103.1	44.873		204.2	1:58.429		11	<u>39.386</u>	<u>103.5</u>	40.031	<u>110.4</u>	46.448		200.7	2:05.865	
5	40.009	87.7	33.305	105.6	45.101		204.5	1:58.415		12	39.652	90.1	33.351	108.3	45.064		200.4	1:58.067	
6	40.759	100.3	40.746	106.1	45.207		205.7	2:06.712		13	40.101	89.4	33.309	105.9	45.179		198.2	1:58.589	
7	39.960	89.6	33.294	106.4	Pit In		203.0	2:22.842		14	39.657	86.7	33.270	106.8	45.161		200.0	1:58.088	

11 DAVID GONZÁLEZ										HONDA									
lap	Sect-1	Speed	Sect-2	Speed	Sect-3	Speed	TopSpeed	laptime	pit	lap	Sect-1	Speed	Sect-2	Speed	Sect-3	Speed	Topspeed	laptime	pit
1	Pit Out	92.3	33.607	112.6	47.300			2:18.994		10	Pit Out	<u>109.4</u>	38.188	116.8	47.368			10:11.595	
2	42.033	96.7	32.600	113.3	43.215		214.7	1:57.848		11	37.958	100.5	31.804	126.5	48.419		215.1	1:58.181	
3	37.854	100.0	31.490	120.0	42.806		211.4	1:52.150		12	37.606	100.7	31.449	121.5	42.839		208.1	1:51.894	
4	37.656	103.4	31.509	<u>127.1</u>	42.864		211.4	1:52.029		13	37.891	99.1	32.035	112.1	47.201		211.4	1:57.127	
5	37.939	100.4	31.746	119.7	42.951		210.5	1:52.636		14	37.656	103.1	31.545	113.8	<u>42.225</u>		208.1	1:51.426	
6	37.660	101.5	31.872	123.1	43.142		212.2	1:52.674		15	37.684	99.2	32.533	107.0	52.069		209.3	2:02.286	
7	37.416	102.4	31.492	124.1	42.833		210.5	1:51.741		16	37.537	102.7	<u>31.415</u>	123.9	42.549		206.1	1:51.501	
8	37.485	99.5	31.431	122.2	42.812		209.7	1:51.728		17	<u>37.357</u>	104.8	31.503	114.3	42.378		<u>215.6</u>	<u>1:51.238</u>	
9	39.712	105.1	32.277	121.5	Pit In		209.3	2:14.116		18									



FIM JUNIORGP WORLD CHAMPIONSHIP - PORTIMAO

Autódromo Internacional do Algarve

ETC Gr A

20 - 23 June 2024

Laps and Sector Times - Free Practice 2

Autodromo Internacional Algarve - 4592mtr.

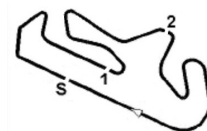
15 MARTIM MARCO										HONDA									
lap	Sect-1	Speed	Sect-2	Speed	Sect-3	Speed	TopSpeed	laptime	pit	lap	Sect-1	Speed	Sect-2	Speed	Sect-3	Speed	Topspeed	laptime	pit
1	Pit Out	88.2	33.886	107.5	Pit In			2:21.438		7	38.984	94.7	<u>32.485</u>	<u>117.5</u>	<u>44.061</u>		<u>202.6</u>	<u>1:55.530</u>	
2	Pit Out	91.7	33.419	111.0	44.938			3:03.514		8	39.425	94.4	32.596	115.3	44.346		196.0	1:56.367	
3	39.640	93.1	33.010	116.8	44.580		193.2	1:57.230		9	39.223	90.8	32.494	113.1	44.631		197.8	1:56.348	
4	39.618	92.9	32.940	114.6	44.321		191.5	1:56.879		10	<u>38.960</u>	93.3	32.585	112.4	44.107		198.5	1:55.652	
5	39.132	<u>99.4</u>	37.845	105.4	Pit In		193.9	2:24.524		11	41.739	96.1	35.305	106.6	44.887		194.9	2:01.931	
6	Pit Out	95.7	33.966	112.7	44.404			2:50.419		12									

19 LÁSZLÓ LŐRINC										HONDA									
lap	Sect-1	Speed	Sect-2	Speed	Sect-3	Speed	TopSpeed	laptime	pit	lap	Sect-1	Speed	Sect-2	Speed	Sect-3	Speed	Topspeed	laptime	pit
1	Pit Out	90.2	33.666	112.9	44.884			2:05.217		9	Pit Out	96.9	33.351	117.3	45.159			2:27.974	
2	39.570	88.5	33.033	118.8	44.059		<u>210.1</u>	1:56.662		10	39.085	98.6	<u>32.506</u>	<u>125.9</u>	44.645		195.3	1:56.236	
3	40.065	94.1	34.420	118.4	44.688		205.3	1:59.173		11	39.619	95.2	33.237	116.8	44.832		197.1	1:57.688	
4	39.392	91.7	33.301	117.0	44.523		200.4	1:57.216		12	38.945	95.1	32.595	117.6	44.459		207.3	1:55.999	
5	42.253	91.7	33.563	119.3	Pit In		196.4	2:23.560		13	38.581	96.9	32.597	110.7	44.166		203.0	<u>1:55.344</u>	
6	Pit Out	80.4	36.404	116.0	45.323			11:06.199		14	39.211	100.6	32.631	117.6	<u>43.813</u>		203.0	1:55.655	
7	39.244	100.5	32.943	117.4	44.713		196.4	1:56.900		15	<u>38.471</u>	<u>104.5</u>	32.846	119.7	44.268		208.9	1:55.585	
8	39.361	97.0	33.089	121.8	Pit In		196.4	2:17.057		16									

26 PAU ALSINA										HONDA									
lap	Sect-1	Speed	Sect-2	Speed	Sect-3	Speed	TopSpeed	laptime	pit	lap	Sect-1	Speed	Sect-2	Speed	Sect-3	Speed	Topspeed	laptime	pit
1	Pit Out	90.5	34.760	106.6	45.479			2:08.184		9	Pit Out	94.5	35.074	106.2	51.569			11:36.756	
2	38.435	96.9	32.916	106.4	44.547		<u>206.5</u>	1:55.898		10	38.654	<u>101.2</u>	32.112	<u>115.0</u>	48.833		201.5	1:59.599	
3	38.385	95.8	32.164	108.8	<u>43.069</u>		205.3	1:53.618		11	38.075	99.9	32.077	111.0	43.456		203.8	1:53.608	
4	38.391	97.3	32.254	112.4	43.089		203.8	1:53.734		12	38.243	97.9	32.149	111.8	49.496		201.5	1:59.888	
5	38.345	96.3	32.158	111.0	43.478		<u>206.5</u>	1:53.981		13	39.998	95.7	39.038	109.3	45.376		<u>206.5</u>	2:04.412	
6	40.928	92.8	33.387	111.0	44.102		204.9	1:58.417		14	38.321	100.0	<u>32.072</u>	111.0	46.486		<u>203.8</u>	1:56.879	
7	38.024	97.7	32.108	114.9	43.408		204.9	<u>1:53.540</u>		15	38.009	96.3	32.142	112.0	43.557		202.2	1:53.708	
8	<u>37.896</u>	99.8	32.535	110.9	Pit In		204.2	2:11.786		16									

27 KERMAN TINEZ										HONDA									
lap	Sect-1	Speed	Sect-2	Speed	Sect-3	Speed	TopSpeed	laptime	pit	lap	Sect-1	Speed	Sect-2	Speed	Sect-3	Speed	Topspeed	laptime	pit
1	Pit Out	117.0	39.530	116.3	46.946			2:24.740		9	37.674	103.6	32.114	124.3	43.282		208.9	1:53.070	
2	38.124	97.1	32.098	116.5	<u>42.418</u>		212.2	<u>1:52.640</u>		10	37.701	100.7	<u>31.783</u>	122.3	43.636		211.4	1:53.120	
3	42.804	93.9	32.878	120.8	43.335		209.3	1:59.017		11	37.904	99.0	31.844	<u>124.9</u>	43.719		203.8	1:53.467	
4	37.917	100.6	32.181	120.4	42.632		206.5	1:52.730		12	37.865	100.7	32.063	113.2	50.464		206.9	2:00.392	
5	38.755	97.8	32.455	118.4	43.449		212.2	1:54.659		13	37.914	103.5	31.865	117.6	43.588		209.3	1:53.367	
6	<u>37.671</u>	96.9	32.168	120.3	42.846		<u>214.3</u>	1:52.685		14	37.790	100.4	31.941	109.1	49.343		206.1	1:59.074	
7	39.188	95.9	33.225	110.7	Pit In		208.9	2:18.230		15	37.919	101.2	32.003	118.9	42.724		205.3	1:52.646	
8	Pit Out	<u>117.3</u>	37.322	119.1	48.029			13:45.997		16									

30 MATTHIAS ROSTAGNI										HONDA									
lap	Sect-1	Speed	Sect-2	Speed	Sect-3	Speed	TopSpeed	laptime	pit	lap	Sect-1	Speed	Sect-2	Speed	Sect-3	Speed	Topspeed	laptime	pit
1	Pit Out	87.0	34.099	99.2	43.991			2:05.218		9	Pit Out	90.6	33.307	108.0	44.989			12:10.308	
2	39.284	89.1	32.467	110.1	<u>43.317</u>		213.0	1:55.068		10	38.815	91.7	32.524	115.4	44.802		202.6	1:56.141	
3	39.314	91.4	<u>32.237</u>	<u>117.3</u>	44.343		<u>215.1</u>	1:55.894		11	38.956	94.0	32.483	112.6	43.976		200.7	1:55.415	
4	38.924	91.9	33.410	115.0	43.891		209.3	1:56.225		12	38.786	90.9	32.367	114.6	44.137		203.8	1:55.290	



FIM JUNIORGP WORLD CHAMPIONSHIP - PORTIMAO

Autódromo Internacional do Algarve

ETC Gr A

20 - 23 June 2024

Laps and Sector Times - Free Practice 2

Autodromo Internacional Algarve - 4592mtr.

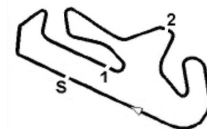
5	38.848	88.3	32.506	112.0	44.138	211.8	1:55.492	13	39.138	90.4	32.814	110.0	44.731	206.1	1:56.683
6	38.336	94.0	32.611	112.7	43.968	211.4	1:54.915	14	40.172	90.1	33.053	108.4	46.968	204.9	2:00.193
7	39.520	90.8	32.413	107.5	43.691	210.1	1:55.624	15	39.001	90.8	32.247	115.4	43.592	<u>215.1</u>	<u>1:54.840</u>
8	<u>38.268</u>	91.9	35.638	105.3	Pit In	212.6	2:18.174	16	39.211	<u>97.0</u>	32.278	111.6	43.590	212.6	1:55.079

31 GIULIO PUGLIESE									HONDA											
lap	Sect-1	Speed	Sect-2	Speed	Sect-3	Speed	TopSpeed	laptime	pit	lap	Sect-1	Speed	Sect-2	Speed	Sect-3	Speed	Topspeed	laptime	pit	
1	Pit Out	90.2	33.578	114.5	44.465			2:05.921		9	Pit Out	93.3	32.994	114.5	43.686				11:34.410	
2	38.430	98.3	32.024	118.7	42.831		211.4	1:53.285		10	37.764	<u>102.3</u>	31.636	<u>124.7</u>	43.035		205.7	1:52.435		
3	37.890	99.2	31.844	116.5	42.808		210.9	1:52.542		11	37.688	98.5	<u>31.519</u>	123.0	42.976		206.9	1:52.183		
4	38.024	98.9	31.879	119.7	<u>42.703</u>		208.9	1:52.606		12	37.493	99.6	31.586	120.7	43.072		207.3	1:52.151		
5	38.103	98.2	31.829	120.4	43.417		211.4	1:53.349		13	<u>37.447</u>	100.0	31.522	124.1	43.080		208.5	1:52.049		
6	37.763	98.7	31.967	119.3	43.431		<u>211.8</u>	1:53.161		14	39.021	92.5	32.074	121.9	43.415		206.5	1:54.510		
7	37.680	98.7	31.964	118.3	43.275		211.4	1:52.919		15	37.821	99.3	31.561	123.4	43.257		206.9	1:52.639		
8	37.541	100.7	33.089	120.9	Pit In		208.5	2:16.372		16	37.491	99.3	31.611	121.9	42.905		208.9	<u>1:52.007</u>		

36 EVAN BOXBERGER									HONDA											
lap	Sect-1	Speed	Sect-2	Speed	Sect-3	Speed	TopSpeed	laptime	pit	lap	Sect-1	Speed	Sect-2	Speed	Sect-3	Speed	Topspeed	laptime	pit	
1	Pit Out	89.5	34.175	101.9	44.415			2:05.461		8	Pit Out	98.0	37.570	103.0	46.452				8:25.384	
2	39.437	89.8	33.196	108.9	Pit In		<u>212.6</u>	2:19.371		9	39.518	101.0	33.197	113.9	44.367		200.4	1:57.082		
3	Pit Out	89.9	33.198	108.7	44.244			7:13.334		10	38.823	99.0	33.052	112.9	44.307		202.6	1:56.182		
4	38.522	96.1	33.030	107.6	44.284		<u>212.6</u>	1:55.836		11	39.086	94.8	32.537	114.9	48.233		200.7	1:59.856		
5	38.514	98.1	32.632	113.1	44.092		207.7	1:55.238		12	39.068	94.2	33.781	109.8	51.077		204.9	2:03.926		
6	<u>38.391</u>	100.2	32.569	111.5	<u>44.017</u>		206.9	<u>1:54.977</u>		13	39.382	97.1	<u>32.529</u>	<u>115.0</u>	44.361		197.8	1:56.272		
7	38.577	<u>104.0</u>	37.257	109.1	Pit In		203.4	2:24.402		14	38.882	95.9	32.590	111.2	44.163		199.3	1:55.635		

42 JULIUS FRELLSEN									HONDA											
lap	Sect-1	Speed	Sect-2	Speed	Sect-3	Speed	TopSpeed	laptime	pit	lap	Sect-1	Speed	Sect-2	Speed	Sect-3	Speed	Topspeed	laptime	pit	
1	Pit Out	88.7	33.561	104.1	44.260			2:04.401		10	Pit Out	99.5	32.925	115.1	44.130				10:33.847	
2	38.857	96.3	32.459	115.5	43.547		211.4	1:54.863		11	38.461	<u>100.0</u>	32.235	<u>120.3</u>	43.905		211.4	1:54.601		
3	39.435	94.7	32.208	116.1	<u>43.389</u>		207.7	1:55.032		12	38.489	95.9	32.185	115.8	43.920		209.7	1:54.594		
4	38.758	96.4	32.373	114.9	43.416		207.3	1:54.547		13	38.315	97.0	32.195	116.9	44.284		206.9	1:54.794		
5	38.758	93.3	32.315	114.3	43.687		208.5	1:54.760		14	38.331	98.0	32.257	113.6	43.858		205.3	1:54.446		
6	38.378	95.2	32.259	114.2	43.722		<u>212.2</u>	<u>1:54.359</u>		15	38.508	97.3	<u>32.044</u>	110.7	44.535		201.9	1:55.087		
7	<u>38.283</u>	95.6	32.594	111.7	43.929		210.9	1:54.806		16	38.717	96.5	32.506	109.1	49.895		201.9	2:01.118		
8	38.670	97.9	32.353	113.1	43.952		204.9	1:54.975		17	38.434	97.6		113.6	43.883		204.5	1:54.651		
9	38.590	95.0	32.503	112.7	Pit In		205.7	2:12.180		18										

52 JEREMI WOJCI ECHOWSKI									HONDA											
lap	Sect-1	Speed	Sect-2	Speed	Sect-3	Speed	TopSpeed	laptime	pit	lap	Sect-1	Speed	Sect-2	Speed	Sect-3	Speed	Topspeed	laptime	pit	
1	Pit Out	90.2	33.477	109.4	44.822			2:04.913		7	Pit Out	79.5	36.398	102.6	46.609				15:07.239	
2	39.491	90.7	32.767	106.2	<u>44.061</u>		<u>211.4</u>	1:56.319		8	40.405	96.2	33.708	106.2	Pit In		194.9	2:15.882		
3	39.024	92.0	32.513	<u>116.6</u>	52.107		209.3	2:03.644		9	Pit Out	93.9	33.437	109.0	45.199				3:55.846	
4	43.372	93.1	35.331	107.5	Pit In		201.1	2:19.883		10	40.611	95.2	33.156	107.0	46.469		203.0	2:00.236		
5	Pit Out	92.1	32.950	108.8	44.607			3:44.098		11	39.611	<u>98.9</u>	33.333	111.2	46.512		204.9	1:59.456		
6	39.005	96.3	32.923	98.5	Pit In		207.7	2:19.536		12	<u>38.979</u>	97.2	<u>32.311</u>	113.4	44.072		206.1	<u>1:55.362</u>		


FIM JUNIORGP WORLD CHAMPIONSHIP - PORTIMAO

Autódromo Internacional do Algarve

ETC Gr A

20 - 23 June 2024

Laps and Sector Times - Free Practice 2

Autodromo Internacional Algarve - 4592mtr.

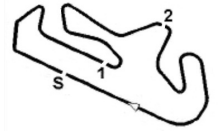
55 MIKEY LOU										HONDA									
lap	Sect-1	Speed	Sect-2	Speed	Sect-3	Speed	TopSpeed	laptime	pit	lap	Sect-1	Speed	Sect-2	Speed	Sect-3	Speed	Topspeed	laptime	pit
1	Pit Out	85.9	40.786	97.8	1:04.555			2:31.239		9	38.225	105.4	32.626	112.5	44.135		206.1	1:54.986	
2		38.871	100.2	32.925	114.0	44.218	209.7	1:56.014		10	42.087	<u>115.0</u>	42.064	111.2	Pit In		204.9	2:29.389	
3		39.537	96.4	33.379	116.1	<u>43.300</u>	210.9	1:56.216		11	Pit Out	96.4	32.640	118.9	44.804			2:21.535	
4		38.078	101.8	32.551	<u>121.2</u>	43.596	213.9	1:54.225		12	38.143	99.8	32.297	119.2	43.353		208.5	<u>1:53.793</u>	
5		38.621	98.5	32.396	118.3	43.734	215.6	1:54.751		13	<u>38.037</u>	104.3	32.422	120.3	43.878		216.0	1:54.337	
6		38.257	95.9	32.433	116.8	43.427	216.9	1:54.117		14	38.049	99.5	<u>32.188</u>	<u>121.2</u>	43.605		211.4	1:53.842	
7		39.418	90.5	33.107	115.8	Pit In	<u>219.5</u>	2:18.088		15	38.183	98.8			43.866		208.9	1:54.237	
8	Pit Out	108.9	52.788	103.7	46.570			12:44.881		16									

69 FERNANDO BUJOSA										HONDA									
lap	Sect-1	Speed	Sect-2	Speed	Sect-3	Speed	TopSpeed	laptime	pit	lap	Sect-1	Speed	Sect-2	Speed	Sect-3	Speed	Topspeed	laptime	pit
1	Pit Out	92.9	34.853	105.5	44.513			2:07.375		7	38.602	97.4	<u>32.256</u>	<u>118.8</u>	48.215		<u>207.3</u>	1:59.073	
2		39.112	<u>101.8</u>	32.925	113.2	43.672	200.4	1:55.709		8	<u>38.154</u>	99.7	32.281	115.4	<u>43.625</u>		204.5	<u>1:54.060</u>	
3		39.132	97.8	32.703	113.0	43.640	197.8	1:55.475		9	38.877	96.8	33.565	109.1	46.785		199.3	1:59.227	
4		38.530	100.7	32.606	115.0	43.662	201.9	1:54.798		10	39.881	96.6	36.633	99.7	47.843		203.0	2:04.357	
5		40.236	91.8	34.200	105.6	Pit In	197.8	2:17.323		11	38.813	100.9	32.594	112.7	45.577		200.4	1:56.984	
6	Pit Out	93.2	34.448	107.1	53.246			17:16.377		12	38.497	100.5	32.453	114.2	43.735		197.1	1:54.685	

70 KRISTIAN DANIEL JR										HONDA									
lap	Sect-1	Speed	Sect-2	Speed	Sect-3	Speed	TopSpeed	laptime	pit	lap	Sect-1	Speed	Sect-2	Speed	Sect-3	Speed	Topspeed	laptime	pit
1	Pit Out	83.9	35.564	108.5	47.656			2:18.899		9	37.895	96.5	<u>31.817</u>	120.1	43.092		210.1	<u>1:52.804</u>	
2		39.294	91.8	33.361	116.4	42.946	213.9	1:55.601		10	38.073	97.5	31.963	116.5	43.272		205.3	1:53.308	
3		38.334	94.7	32.198	109.2	43.476	<u>217.3</u>	1:54.008		11	41.081	88.1	33.947	119.1	44.377		206.1	1:59.405	
4		38.341	96.6	32.229	117.6	43.185	208.5	1:53.755		12	38.025	<u>98.5</u>	31.978	113.7	43.329		208.5	1:53.332	
5		39.362	91.9	32.473	116.3	45.962	209.7	1:57.797		13	40.965	95.2	32.550	103.1	48.021		203.8	2:01.536	
6		37.871	94.3	32.397	113.1	43.308	216.9	1:53.576		14	38.032	97.8	31.997	120.0	<u>42.895</u>		215.6	1:52.924	
7		38.849	93.3	32.708	110.5	Pit In	215.6	2:15.700		15	<u>37.825</u>	97.8			43.551		210.5	1:53.333	
8	Pit Out	91.1	35.559	117.1	44.635			13:41.714		16									

81 MATTEO GABARRINI										HONDA									
lap	Sect-1	Speed	Sect-2	Speed	Sect-3	Speed	TopSpeed	laptime	pit	lap	Sect-1	Speed	Sect-2	Speed	Sect-3	Speed	Topspeed	laptime	pit
1	Pit Out	78.2	39.474	102.1	47.239			2:19.431		7	38.401	97.2	33.199	94.8	46.521		208.1	1:58.121	
2		39.381	95.3	32.875	103.5	44.944	206.1	1:57.200		8	38.548	95.3	32.560	112.4	44.353		208.5	1:55.461	
3		38.896	95.5	32.493	106.9	43.957	212.2	1:55.346		9	40.302	93.6	33.491	112.4	Pit In		207.7	2:20.753	
4		38.475	94.0	32.293	107.0	43.477	212.2	1:54.245		10	Pit Out	96.6	33.224	102.7	48.080			19:25.269	
5		38.438	95.1	32.173	<u>118.8</u>	<u>43.393</u>	<u>217.3</u>	<u>1:54.004</u>		11	38.363	95.7	32.381	117.6	43.587		216.4	1:54.331	
6		38.197	94.6	<u>32.159</u>	111.9	44.040	212.2	1:54.396		12	<u>38.157</u>	<u>100.3</u>	32.386	109.5	43.461		210.9	1:54.004	

95 LEONARDO ZANNI										HONDA									
lap	Sect-1	Speed	Sect-2	Speed	Sect-3	Speed	TopSpeed	laptime	pit	lap	Sect-1	Speed	Sect-2	Speed	Sect-3	Speed	Topspeed	laptime	pit
1	Pit Out	88.7	33.647	112.7	47.386			2:24.129		9	37.950	99.7	31.666	121.9	42.804		206.1	1:52.420	
2		38.890	97.1	33.494	116.8	<u>42.746</u>	<u>215.1</u>	1:55.130		10	37.776	96.6	<u>31.526</u>	119.3	42.840		204.2	1:52.142	
3		39.293	99.3	33.115	118.3	42.864	211.8	1:55.272		11	37.601	97.2	31.568	118.2	43.018		203.4	1:52.187	
4		38.317	95.1	32.047	118.4	43.102	213.0	1:53.466		12	<u>37.575</u>	98.1	31.549	121.6	42.917		205.7	<u>1:52.041</u>	
5		38.298	96.0	32.304	120.5	43.657	213.0	1:54.259		13	38.157	96.5	31.853	<u>122.9</u>	43.006		204.2	1:53.016	
6		39.978	96.3	33.089	113.6	43.299	206.9	1:56.366		14	38.197	98.8	31.813	121.2	43.195		204.2	1:53.205	



FIM JUNIORGP WORLD CHAMPIONSHIP - PORTIMAO

Autódromo Internacional do Algarve

ETC Gr A

20 - 23 June 2024

Laps and Sector Times - Free Practice 2

Autodromo Internacional Algarve - 4592mtr.

7	39.150	89.0	33.011	113.1	Pit In	214.7	2:16.819	15	37.669	<u>106.4</u>	32.544	119.3	42.769	204.9	1:52.982
8	Pit Out	94.0	32.986	112.1	43.655		12:44.067	16							

97 MARCO MORELLI										HONDA									
lap	Sect-1	Speed	Sect-2	Speed	Sect-3	Speed	TopSpeed	laptime	pit	lap	Sect-1	Speed	Sect-2	Speed	Sect-3	Speed	Topspeed	laptime	pit
1	Pit Out	95.7	32.698	112.1	43.318			2:01.656		9	Pit Out	103.0	32.974	112.4	43.727			9:10.431	
2	38.036	100.6	32.220	115.0	42.944		210.1	1:53.200		10	37.963	<u>104.7</u>	32.975	<u>124.1</u>	44.102		203.4	1:55.040	
3	37.967	101.0	32.125	116.5	<u>42.801</u>		208.5	<u>1:52.893</u>		11	37.657	101.2	<u>31.927</u>	117.0	43.324		209.7	1:52.908	
4	37.934	101.1	32.344	116.8	43.165		208.9	1:53.443		12	<u>37.650</u>	103.6	32.044	114.6	43.545		205.7	1:53.239	
5	37.822	96.5	32.258	115.6	43.402		210.5	1:53.482		13	42.600	92.2	41.692	107.7	46.054		201.5	2:10.346	
6	39.037	96.3	32.944	112.6	44.131		<u>210.9</u>	1:56.112		14	39.897	98.6	39.079	109.4	45.517		204.5	2:04.493	
7	37.784	100.7	32.194	116.8	43.412		209.7	1:53.390		15	38.169	102.1	<u>32.224</u>	115.3	Pit In		205.7	2:18.435	
8	39.420	95.5	33.087	113.4	Pit In		208.5	2:18.527		16									

99 RÉMY SANJUAN										HONDA									
lap	Sect-1	Speed	Sect-2	Speed	Sect-3	Speed	TopSpeed	laptime	pit	lap	Sect-1	Speed	Sect-2	Speed	Sect-3	Speed	Topspeed	laptime	pit
1	Pit Out	87.2	33.173	113.4	44.163			2:02.714		8	38.843	97.6	32.527	113.6	Pit In		202.6	2:11.911	
2	2:34.266	94.8	32.624	110.8	<u>43.340</u>		211.4	3:50.230		9	Pit Out	<u>97.8</u>	33.002	<u>119.1</u>	Pit In			3:00.633	
3	2:34.051	89.2	32.634	107.9	44.605		209.7	3:51.290		10	Pit Out	86.7	34.594	103.3	45.468			3:00.138	
4	38.545	89.7	32.594	109.5	43.624		<u>213.0</u>	1:54.763		11	39.205	89.5	32.453	108.3	43.906		203.4	1:55.564	
5	<u>38.334</u>	92.5	32.364	112.3	43.722		212.2	<u>1:54.420</u>		12	38.880	92.6	32.620	110.8	43.926		201.9	1:55.426	
6	38.461	93.6	32.410	111.7	Pit In		209.3	2:16.415		13	38.665	90.5	<u>32.288</u>	113.2	43.712		203.8	1:54.665	
7	Pit Out	95.8	34.278	111.0	44.112			9:34.478		14	38.627	89.3	32.335	112.5	43.549		205.3	1:54.511	