



FIM JUNIORGP WORLD CHAMPIONSHIP - PORTIMAO

Autódromo Internacional do Algarve

ETC Gr A

20 - 23 June 2024

Laps and Sector Times - Free Practice 1

Autodromo Internacional Algarve - 4592mtr.

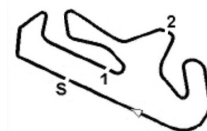
6 BENJAMIN CAILLET									HONDA										
lap	Sect-1	Speed	Sect-2	Speed	Sect-3	Speed	TopSpeed	laptime	pit	lap	Sect-1	Speed	Sect-2	Speed	Sect-3	Speed	Topspeed	laptime	pit
1	Pit Out	86.1	33.324	105.4	43.904			2:02.948		7	38.852	90.7	32.117	114.5	43.395		215.1	1:54.364	
2		39.194	90.2	32.708	112.5	43.789	213.0	1:55.691		8	38.116	<u>95.5</u>	32.223	<u>119.9</u>	<u>42.764</u>		217.3	<u>1:53.103</u>	
3		38.503	93.8	32.790	114.8	43.334	213.4	1:54.627		9	<u>38.047</u>	94.0	36.291	99.5	44.874		214.7	1:59.212	
4		38.691	90.8	32.348	118.2	43.336	213.4	1:54.375		10	38.309	93.2	<u>32.021</u>	118.2	43.132		218.6	1:53.462	
5		38.589	92.9	32.735	114.3	Pit In	213.0	2:14.831		11	38.108	94.4	34.999	116.5	43.731		216.4	1:56.838	
6	Pit Out	92.9	32.751	109.3	43.225			20:04.554		12									

7 BEÑAT FERNÁNDEZ									HONDA										
lap	Sect-1	Speed	Sect-2	Speed	Sect-3	Speed	TopSpeed	laptime	pit	lap	Sect-1	Speed	Sect-2	Speed	Sect-3	Speed	Topspeed	laptime	pit
1	Pit Out	87.8	33.431	108.4	44.385			2:04.348		9	Pit Out	89.2	36.469	105.7	58.453			9:59.435	
2		38.907	95.0	32.590	112.0	43.511	208.1	1:55.008		10	38.485	98.1	33.281	100.3	48.906		211.8	2:00.672	
3		38.700	96.4	32.374	111.6	43.183	209.3	1:54.257		11	38.876	91.9	34.733	113.0	46.302		213.0	1:59.911	
4		38.387	97.7	32.160	114.2	43.185	210.5	1:53.732		12	38.055	<u>101.7</u>	32.050	115.4	43.108		213.4	1:53.213	
5		38.245	98.8	32.111	111.5	42.912	210.1	1:53.268		13	38.025	100.5	31.976	115.3	42.744		212.2	1:52.745	
6		38.077	96.9	32.479	114.8	43.379	212.6	1:53.935		14	38.027	98.4	31.888	117.3	<u>42.384</u>		211.4	1:52.299	
7		38.607	97.2	32.174	115.3	43.165	208.1	1:53.946		15	38.664	99.2	34.350	<u>119.1</u>	42.580		<u>218.2</u>	1:55.594	
8		38.611	98.3	32.706	114.6	Pit In	208.5	2:16.091		16	<u>37.666</u>	99.6	<u>31.751</u>	116.3	42.480		216.9	<u>1:51.897</u>	

9 ELLIOT KASSIGIAN									HONDA										
lap	Sect-1	Speed	Sect-2	Speed	Sect-3	Speed	TopSpeed	laptime	pit	lap	Sect-1	Speed	Sect-2	Speed	Sect-3	Speed	Topspeed	laptime	pit
1	Pit Out	80.7	34.766	100.6	46.051			2:10.113		9	41.237	86.0	33.694	101.8	Pit In		206.1	2:23.504	
2		42.683	79.8	34.260	98.6	45.676	207.3	2:02.619		10	Pit Out	87.8	35.655	104.7	45.817			11:46.600	
3		41.228	84.1	33.722	102.7	45.216	207.3	2:00.166		11	39.692	87.7	33.334	104.8	44.672		206.1	1:57.698	
4		40.026	85.0	34.000	105.0	45.619	206.9	1:59.645		12	40.255	87.4	33.309	105.9	44.543		209.7	1:58.107	
5		41.497	85.7	33.445	103.8	44.762	208.9	1:59.704		13	<u>39.458</u>	<u>89.6</u>	<u>33.172</u>	104.3	<u>44.187</u>		209.7	<u>1:56.817</u>	
6		39.721	89.3	33.458	105.7	44.659	208.1	1:57.838		14	39.536	84.7	33.363	105.6	44.427		208.9	1:57.326	
7		40.493	86.6	33.284	103.7	44.698	208.9	1:58.475		15	39.781	87.4	33.343	<u>106.3</u>	44.221		<u>210.1</u>	1:57.345	
8		39.809	88.4	33.334	104.5	44.693	208.5	1:57.836		16									

11 DAVID GONZÁLEZ									HONDA										
lap	Sect-1	Speed	Sect-2	Speed	Sect-3	Speed	TopSpeed	laptime	pit	lap	Sect-1	Speed	Sect-2	Speed	Sect-3	Speed	Topspeed	laptime	pit
1	Pit Out	98.5	32.699	114.9	42.795			2:06.905		8	37.480	100.0	31.569	114.2	42.702		212.2	1:51.751	
2		37.999	100.4	31.649	117.0	42.419	213.0	1:52.067		9	37.669	<u>101.8</u>	<u>31.409</u>	121.5	42.170		213.9	1:51.248	
3		38.946	98.4	31.628	117.5	42.390	216.9	1:52.964		10	37.538	98.8	31.727	118.3	42.526		215.6	1:51.791	
4		41.005	101.2	31.832	120.7	42.545	212.2	1:55.382		11	40.463	99.8	31.818	120.8	42.905		<u>217.7</u>	1:55.186	
5		37.657	100.5	31.495	119.7	42.324	211.8	1:51.476		12	37.578	100.6	31.513	118.3	42.287		216.0	1:51.378	
6		37.808	101.2	31.809	121.6	Pit In	212.6	2:12.464		13	<u>37.440</u>	101.5	31.426	121.3	<u>41.860</u>		216.9	<u>1:50.726</u>	
7	Pit Out	100.6	31.816	<u>122.2</u>	42.174			7:50.060		14									

15 MARTIM MARCO									HONDA										
lap	Sect-1	Speed	Sect-2	Speed	Sect-3	Speed	TopSpeed	laptime	pit	lap	Sect-1	Speed	Sect-2	Speed	Sect-3	Speed	Topspeed	laptime	pit
1	Pit Out	75.6	45.077	88.9	55.674			2:39.464		7	40.684	96.9	34.102	115.6	Pit In		194.2	2:19.968	
2		49.248	87.6	40.610	105.5	50.772	139.7	2:20.630		8	Pit Out	90.2	33.297	116.0	44.440			6:49.313	
3		48.936	85.9	38.811	113.2	49.564	142.1	2:17.311		9	43.579	77.8	34.559	101.2	48.502		199.3	2:06.640	
4		43.431	91.0	35.592	111.2	47.655	168.0	2:06.678		10	39.430	94.2	32.767	<u>126.2</u>	44.001		204.9	1:56.198	
5		42.359	91.3	35.371	115.5	46.401	170.3	2:04.131		11	38.973	94.1	32.722	117.1	43.758		<u>207.3</u>	1:55.453	



FIM JUNIORGP WORLD CHAMPIONSHIP - PORTIMAO

Autódromo Internacional do Algarve

ETC Gr A

20 - 23 June 2024

Laps and Sector Times - Free Practice 1

Autodromo Internacional Algarve - 4592mtr.

6	41.174	95.1	34.089	112.4	46.614	180.6	2:01.877	12	<u>38.955</u>	95.0	<u>32.587</u>	122.0	<u>43.681</u>	205.3	<u>1:55.223</u>
---	--------	------	--------	-------	--------	-------	----------	----	---------------	------	---------------	-------	---------------	-------	-----------------

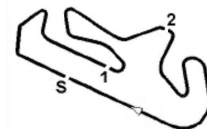
19 LÁSZLÓ LÖRINC									HONDA										
lap	Sect-1	Speed	Sect-2	Speed	Sect-3	Speed	TopSpeed	laptime	pit	lap	Sect-1	Speed	Sect-2	Speed	Sect-3	Speed	Topspeed	laptime	pit
1	Pit Out	83.9	33.623	113.7	45.745			2:06.130		9	41.945	<u>98.1</u>	35.647	103.1	Pit In		206.9	2:24.000	
2	40.871	84.2	33.183	116.4	44.619		208.9	1:58.673		10	Pit Out	92.1	41.754	107.4	44.593			10:54.136	
3	40.154	91.8	33.060	118.6	44.468		<u>213.0</u>	1:57.682		11	39.285	93.9	33.091	115.8	44.318		203.8	1:56.694	
4	41.855	88.8	33.426	116.1	44.371		209.3	1:59.652		12	39.314	93.8	32.613	118.2	43.827		208.1	1:55.754	
5	39.176	94.1	32.752	120.5	44.277		209.7	1:56.205		13	38.883	93.7	32.715	119.3	43.698		211.4	1:55.296	
6	39.764	94.3	32.513	116.9	44.303		208.1	1:56.580		14	<u>38.799</u>	96.1	32.857	97.5	44.224		210.1	1:55.880	
7	40.282	96.7	32.646	120.5	44.008		207.3	1:56.936		15	38.847	92.1	<u>32.338</u>	121.5	44.076		204.9	1:55.261	
8	38.957	95.6	32.814	119.6	44.094		207.3	1:55.865		16	39.293	95.7	32.375	<u>122.4</u>	<u>43.433</u>		210.5	<u>1:55.101</u>	

26 PAU ALSINA									HONDA										
lap	Sect-1	Speed	Sect-2	Speed	Sect-3	Speed	TopSpeed	laptime	pit	lap	Sect-1	Speed	Sect-2	Speed	Sect-3	Speed	Topspeed	laptime	pit
1	Pit Out	91.0	33.451	106.4	47.228			2:06.822		10	39.265	96.2	33.267	106.7	43.968		206.9	1:56.500	
2	38.982	93.7	32.574	104.5	43.639		203.8	1:55.195		11	38.268	96.4	<u>32.071</u>	113.2	<u>42.804</u>		204.5	1:53.143	
3	38.561	95.4	32.759	107.7	43.536		203.8	1:54.856		12	38.392	94.8	32.490	109.3	43.963		207.7	1:54.845	
4	38.591	94.0	32.542	107.4	43.556		205.3	1:54.689		13	<u>38.057</u>	99.0	32.114	113.0	42.995		207.3	1:53.166	
5	38.709	94.2	32.466	112.9	45.697		<u>208.5</u>	1:56.872		14	38.261	95.7	32.075	113.3	42.830		206.1	1:53.166	
6	38.750	96.5	32.601	109.8	44.659		206.1	1:56.010		15	38.213	89.6	32.157	<u>113.6</u>	42.896		207.7	1:53.266	
7	38.562	95.6	32.615	108.2	43.769		207.3	1:54.946		16	38.105	96.9	32.118	110.1	42.858		204.5	<u>1:53.081</u>	
8	39.042	<u>99.4</u>	33.895	113.2	Pit In		204.9	2:15.667		17	38.263	98.0			42.905		204.2	1:53.342	
9	Pit Out	93.6	34.312	102.8	48.427			9:44.480		18									

27 KERMAN TINÉZ									HONDA										
lap	Sect-1	Speed	Sect-2	Speed	Sect-3	Speed	TopSpeed	laptime	pit	lap	Sect-1	Speed	Sect-2	Speed	Sect-3	Speed	Topspeed	laptime	pit
1	Pit Out	87.2	33.622	111.7	44.239			2:05.082		8	38.000	92.5	32.167	113.7	44.786		<u>215.1</u>	1:54.953	
2	38.679	90.2	32.503	115.1	43.304		209.7	1:54.486		9	38.015	99.3	31.669	112.7	43.047		212.2	1:52.731	
3	38.249	92.5	32.110	118.7	42.919		211.4	1:53.278		10	37.714	99.9	31.808	118.8	42.411		211.4	1:51.933	
4	38.115	96.8	31.794	<u>121.1</u>	42.535		212.6	1:52.444		11	37.754	96.9	<u>31.610</u>	117.6	<u>42.225</u>		211.4	<u>1:51.589</u>	
5	37.681	97.4	31.613	114.6	42.371		212.2	1:51.665		12	45.051	<u>118.7</u>	40.271	109.0	46.711		210.9	2:12.033	
6	38.731	97.4	32.763	117.8	Pit In		211.8	2:17.835		13	<u>37.623</u>	98.5	31.760	120.8	42.237		213.0	1:51.620	
7	Pit Out	93.3	33.717	105.2	54.662			13:04.257		14	38.107	98.3	32.030	119.9	42.967		213.4	1:53.104	

30 MATTHIAS ROSTAGNI									HONDA										
lap	Sect-1	Speed	Sect-2	Speed	Sect-3	Speed	TopSpeed	laptime	pit	lap	Sect-1	Speed	Sect-2	Speed	Sect-3	Speed	Topspeed	laptime	pit
1	Pit Out	76.7	34.870	102.8	Pit In			2:29.971		7	39.047	90.0	32.609	107.9	43.903		211.8	1:55.559	
2	Pit Out	79.9	35.744	98.0	Pit In			11:38.356		8	39.028	89.0	33.026	110.0	43.532		213.9	1:55.586	
3	Pit Out	80.5	33.371	105.0	45.014			9:06.027		9	<u>38.396</u>	91.4	<u>32.245</u>	113.6	43.562		<u>220.0</u>	<u>1:54.203</u>	
4	40.035	83.4	33.188	108.7	44.574		207.3	1:57.797		10	39.011	87.0	32.443	<u>114.8</u>	<u>43.493</u>		213.4	1:54.947	
5	39.362	87.0	33.109	109.1	44.257		208.5	1:56.728		11	38.733	<u>94.6</u>	36.236	107.8	48.242		213.0	2:03.211	
6	39.234	88.7	32.855	109.4	44.075		210.1	1:56.164		12	38.626	92.9	32.731	109.0	43.697		215.1	1:55.054	

31 GIULIO PUGLIESE									HONDA										
lap	Sect-1	Speed	Sect-2	Speed	Sect-3	Speed	TopSpeed	laptime	pit	lap	Sect-1	Speed	Sect-2	Speed	Sect-3	Speed	Topspeed	laptime	pit
1	Pit Out	87.2	33.416	113.3	43.958			2:05.341		9	38.081	98.3	31.921	119.5	42.995		213.4	1:52.997	
2	38.326	95.0	32.090	118.9	43.063		213.0	1:53.479		10	38.559	94.5	32.919	113.7	Pit In		211.4	2:17.820	



FIM JUNIORGP WORLD CHAMPIONSHIP - PORTIMAO

Autódromo Internacional do Algarve

ETC Gr A

20 - 23 June 2024

Laps and Sector Times - Free Practice 1

Autodromo Internacional Algarve - 4592mtr.

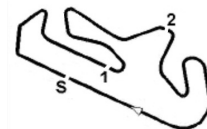
3	38.153	94.7	32.024	118.9	43.014	213.0	1:53.191	11	Pit Out	94.4	32.624	117.1	43.051	13:56.949	
4	38.151	93.2	31.985	113.6	42.809	214.7	1:52.945	12	37.835	98.1	31.751	119.9	42.514	216.9	1:52.100
5	38.063	95.5	31.740	120.8	42.845	214.7	1:52.648	13	37.619	<u>99.4</u>	31.556	118.0	<u>42.061</u>	214.3	1:51.236
6	37.870	97.6	31.840	120.5	42.802	215.1	1:52.512	14	37.338	98.2	<u>31.428</u>	<u>122.6</u>	42.373	217.3	<u>1:51.139</u>
7	37.772	99.1	31.826	120.7	42.813	214.3	1:52.411	15	<u>37.296</u>	97.6	31.940	120.9	42.363	<u>219.5</u>	1:51.599
8	37.992	98.6	31.944	116.8	43.102	213.9	1:53.038	16							

36 EVAN BOXBERGER										HONDA									
lap	Sect-1	Speed	Sect-2	Speed	Sect-3	Speed	TopSpeed	laptime	pit	lap	Sect-1	Speed	Sect-2	Speed	Sect-3	Speed	Topspeed	laptime	pit
1	Pit Out	87.4	33.585	102.7	44.774			2:04.817		9	41.479	93.1	33.882	106.3	Pit In		207.7	2:17.233	
2	39.211	95.3	32.665	106.6	44.639		213.0	1:56.515		10	Pit Out	92.9	33.790	110.7	43.976			12:16.584	
3	38.874	94.7	32.537	111.3	44.062		210.5	1:55.473		11	39.781	94.4	<u>32.330</u>	<u>116.1</u>	44.255		210.1	1:56.366	
4	38.624	96.6	32.443	113.2	43.892		210.5	1:54.959		12	39.365	89.7	32.716	112.5	43.629		<u>218.2</u>	1:55.710	
5	38.833	99.2	32.900	108.5	44.126		210.1	1:55.859		13	38.544	97.8	33.093	102.7	45.092		215.6	1:56.729	
6	38.633	<u>100.0</u>	32.728	108.2	43.859		208.5	1:55.220		14	38.459	95.1	32.866	113.3	44.056		<u>218.2</u>	1:55.381	
7	38.772	97.6	32.576	112.1	43.862		208.5	1:55.210		15	<u>38.083</u>	96.9	32.548	113.2	<u>43.324</u>		217.3	<u>1:53.955</u>	
8	38.843	98.5	32.703	112.4	43.707		207.3	1:55.253		16									

42 JULIUS FRELLSEN										HONDA									
lap	Sect-1	Speed	Sect-2	Speed	Sect-3	Speed	TopSpeed	laptime	pit	lap	Sect-1	Speed	Sect-2	Speed	Sect-3	Speed	Topspeed	laptime	pit
1	Pit Out	90.3	32.795	111.3	43.999			2:02.328		9	39.865	90.9	32.673	109.9	Pit In		207.3	2:15.030	
2	39.791	91.8	32.441	111.8	43.684		213.9	1:55.916		10	Pit Out	92.3	32.460	111.2	43.258			12:17.850	
3	38.958	92.2	32.330	116.4	43.639		208.9	1:54.927		11	39.014	88.4	32.129	104.8	46.831		214.7	1:57.974	
4	39.212	93.7	32.313	114.5	43.329		209.7	1:54.854		12	38.472	92.5	32.050	113.4	<u>43.038</u>		214.3	<u>1:53.560</u>	
5	38.657	96.3	32.399	117.0	43.867		208.5	1:54.923		13	<u>38.351</u>	95.9	32.396	110.2	43.779		<u>215.6</u>	1:54.526	
6	38.794	97.9	32.556	109.5	43.651		208.5	1:55.001		14	38.685	95.0	<u>32.031</u>	<u>122.0</u>	43.330		212.6	1:54.046	
7	39.272	93.5	32.501	109.1	47.998		206.9	1:59.771		15	38.616	93.8	32.512	113.0	43.278		212.6	1:54.406	
8	38.789	<u>98.4</u>	32.563	113.4	43.741		207.7	1:55.093		16									

52 JEREMI WOJCI ECHOWSKI										HONDA									
lap	Sect-1	Speed	Sect-2	Speed	Sect-3	Speed	TopSpeed	laptime	pit	lap	Sect-1	Speed	Sect-2	Speed	Sect-3	Speed	Topspeed	laptime	pit
1	Pit Out	87.4	35.308	105.8	45.320			2:07.911		4	<u>38.901</u>	94.7	32.601	<u>114.2</u>	43.840		<u>213.4</u>	<u>1:55.342</u>	
2	40.396	92.8	<u>32.488</u>	113.3	<u>43.805</u>		206.9	1:56.689		5	39.192	91.8	35.695	102.5	46.024		210.5	2:00.911	
3	39.229	<u>95.4</u>	32.616	107.7	43.963		211.8	1:55.808		6	39.458	89.2	34.223	91.1	Pit In		205.3	2:25.249	

55 MIKEY LOU										HONDA									
lap	Sect-1	Speed	Sect-2	Speed	Sect-3	Speed	TopSpeed	laptime	pit	lap	Sect-1	Speed	Sect-2	Speed	Sect-3	Speed	Topspeed	laptime	pit
1	Pit Out	90.4	33.459	112.3	44.873			1:56.247		9	38.571	98.1	32.440	111.9	47.502		212.6	1:58.513	
2	39.075	93.8	32.672	110.4	44.011		212.6	1:55.758		10	39.381	90.5	32.717	112.3	43.243		212.6	1:55.341	
3	38.459	96.6	32.836	115.4	43.685		<u>215.6</u>	1:54.980		11	38.488	96.8	32.119	116.9	43.177		<u>215.6</u>	1:53.784	
4	38.255	99.9	32.533	113.7	43.594		213.9	1:54.382		12	38.425	93.4	<u>32.049</u>	118.3	43.249		214.7	1:53.723	
5	38.478	100.3	32.554	110.3	43.864		214.7	1:54.896		13	37.995	99.0	32.086	118.0	43.357		211.4	1:53.438	
6	38.432	99.5	32.569	<u>119.2</u>	43.722		213.4	1:54.723		14	43.441	95.5	32.253	117.3	45.664		<u>215.6</u>	2:01.358	
7	2:02.818	89.1	34.686	110.9	Pit In		213.9	3:42.316		15	<u>37.655</u>	<u>103.3</u>	32.552	115.0	<u>43.144</u>		211.8	<u>1:53.351</u>	
8	Pit Out	81.7	36.016	108.5	57.486			8:34.834		16									



FIM JUNIORGP WORLD CHAMPIONSHIP - PORTIMAO

Autódromo Internacional do Algarve

ETC Gr A

20 - 23 June 2024

Laps and Sector Times - Free Practice 1

Autodromo Internacional Algarve - 4592mtr.

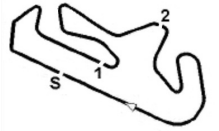
69 FERNANDO BUJOSA										HONDA									
lap	Sect-1	Speed	Sect-2	Speed	Sect-3	Speed	TopSpeed	laptime	pit	lap	Sect-1	Speed	Sect-2	Speed	Sect-3	Speed	Topspeed	laptime	pit
1	Pit Out	94.7	33.392	109.5	44.901			2:06.342		8	38.674	101.2	32.678	114.2	43.578		203.8	1:54.930	
2	39.229	99.0	32.990	108.8	44.238		201.1	1:56.457		9	39.425	99.1	32.664	112.9	43.835		201.1	1:55.924	
3	39.364	97.6	33.554	105.0	43.792		201.5	1:56.710		10	<u>38.189</u>	<u>101.5</u>	<u>32.431</u>	114.4	<u>43.164</u>		<u>210.5</u>	<u>1:53.784</u>	
4	38.657	99.8	32.849	110.1	43.849		204.5	1:55.355		11	40.166	96.3	43.223	92.4	Pit In		203.4	2:37.149	
5	40.229	96.7	33.774	110.7	Pit In		199.3	2:20.117		12	Pit Out	92.9	33.328	114.8	44.434			2:54.679	
6	Pit Out	96.1	34.251	106.3	47.304			15:25.229		13	38.303	100.3	32.451	<u>115.8</u>	43.275		208.5	1:54.029	
7	39.090	99.2	32.843	109.3	43.487		201.5	1:55.420		14									

70 KRISTIAN DANIEL JR										HONDA									
lap	Sect-1	Speed	Sect-2	Speed	Sect-3	Speed	TopSpeed	laptime	pit	lap	Sect-1	Speed	Sect-2	Speed	Sect-3	Speed	Topspeed	laptime	pit
1	Pit Out	83.7	33.203	115.5	44.117			2:00.130		9	Pit Out	81.6	33.576	110.9	57.569			11:21.224	
2	39.072	91.1	32.366	115.3	43.637		211.8	1:55.075		10	38.624	94.6	32.076	117.3	46.610		212.2	1:57.310	
3	38.329	94.7	32.585	112.5	43.240		213.9	1:54.154		11	38.579	91.1	<u>31.925</u>	111.9	42.908		216.4	1:53.412	
4	38.660	93.2	32.259	116.6	43.236		210.5	1:54.155		12	38.272	93.6	31.946	118.3	<u>42.467</u>		216.9	<u>1:52.685</u>	
5	38.224	<u>95.6</u>	32.265	117.9	43.434		215.1	1:53.923		13	38.118	93.4	32.071	118.3	42.593		217.7	1:52.782	
6	40.417	94.6	32.364	115.1	45.187		210.9	1:57.968		14	38.912	80.1	37.294	97.2	44.570		215.6	2:00.776	
7	38.119	93.8	32.253	109.1	43.597		213.4	1:53.969		15	<u>38.045</u>	95.1	31.962	116.5	42.865		<u>220.9</u>	1:52.872	
8	38.582	94.3	32.920	118.9	Pit In		210.9	2:13.361		16	38.883	94.9	34.705	117.9	45.519		213.9	1:59.107	

81 MATTEO GABARRINI										HONDA									
lap	Sect-1	Speed	Sect-2	Speed	Sect-3	Speed	TopSpeed	laptime	pit	lap	Sect-1	Speed	Sect-2	Speed	Sect-3	Speed	Topspeed	laptime	pit
1	Pit Out	77.3	35.206	106.6	45.224			2:03.949		10	38.724	96.0	32.468	109.5	43.822		206.9	1:55.014	
2	40.477	88.1	33.746	106.4	44.442		210.5	1:58.665		11	40.582	92.7	33.541	111.3	Pit In		208.1	2:19.895	
3	39.243	90.8	32.829	105.6	43.928		210.9	1:56.000		12	Pit Out	94.4	32.320	113.1	43.586			9:09.472	
4	38.850	93.7	33.126	109.5	43.983		211.4	1:55.959		13	39.228	91.4	32.528	104.7	44.374		211.8	1:56.130	
5	38.785	93.5	32.438	110.1	43.813		208.5	1:55.036		14	38.426	96.1	32.256	<u>119.1</u>	43.716		217.3	1:54.398	
6	38.773	95.3	32.511	109.9	43.990		208.5	1:55.274		15	38.327	97.6	32.748	110.5	45.060		<u>218.2</u>	1:56.135	
7	39.481	91.0	32.863	104.8	43.933		208.1	1:56.277		16	39.129	89.8	32.502	116.5	45.054		209.3	1:56.685	
8	39.879	94.2	<u>32.112</u>	113.8	43.586		207.7	1:55.577		17	<u>38.083</u>	<u>98.9</u>	32.356	115.4	<u>43.278</u>		216.9	<u>1:53.717</u>	
9	39.538	95.7	32.187	113.2	43.635		207.3	1:55.360		18									

95 LEONARDO ZANNI										HONDA									
lap	Sect-1	Speed	Sect-2	Speed	Sect-3	Speed	TopSpeed	laptime	pit	lap	Sect-1	Speed	Sect-2	Speed	Sect-3	Speed	Topspeed	laptime	pit
1	Pit Out	91.8	32.881	118.6	43.442			2:02.197		9	38.348	96.4	32.090	118.7	46.574		210.5	1:57.012	
2	38.569	93.8	32.284	119.2	43.216		205.7	1:54.069		10	38.598	93.9	<u>31.758</u>	<u>122.4</u>	42.702		<u>218.6</u>	1:53.058	
3	38.426	94.3	32.059	117.0	43.000		207.3	1:53.485		11	38.259	97.2	32.021	114.9	42.725		218.2	1:53.005	
4	38.058	96.1	31.919	119.3	42.920		206.5	1:52.897		12	38.189	96.5	32.011	117.6	42.663		209.3	1:52.863	
5	38.100	94.7	32.010	118.7	42.962		208.9	1:53.072		13	40.349	94.2	35.422	97.0	47.922		208.5	2:03.693	
6	38.235	94.5	32.088	115.0	42.768		206.9	1:53.091		14	38.015	94.4	31.987	118.3	<u>42.619</u>		215.6	1:52.621	
7	39.314	91.3	32.881	116.1	Pit In		206.5	2:16.486		15	<u>37.878</u>	96.7	31.903	118.0	42.625		214.3	<u>1:52.406</u>	
8	Pit Out	<u>97.5</u>	33.847	108.4	54.566			9:56.980		16									

97 MARCO MORELLI										HONDA									
lap	Sect-1	Speed	Sect-2	Speed	Sect-3	Speed	TopSpeed	laptime	pit	lap	Sect-1	Speed	Sect-2	Speed	Sect-3	Speed	Topspeed	laptime	pit
1	Pit Out	87.2	34.543	106.5	44.251			2:05.760		9	Pit Out	97.2	32.685	111.9	43.166			10:14.775	
2	38.841	93.3	32.641	111.6	43.489		211.4	1:54.971		10	37.834	93.3	32.935	111.5	45.058		218.2	1:55.827	



FIM JUNIORGP WORLD CHAMPIONSHIP - PORTIMAO

Autódromo Internacional do Algarve

ETC Gr A

20 - 23 June 2024

Laps and Sector Times - Free Practice 1

Autodromo Internacional Algarve - 4592mtr.

3	38.320	96.7	32.286	113.9	43.664	213.4	1:54.270	11	41.861	88.4	33.906	114.6	44.632	213.4	2:00.399
4	38.328	95.8	32.322	115.3	43.130	213.0	1:53.780	12	37.600	101.4	31.935	<u>116.3</u>	42.672	215.1	1:52.207
5	38.046	99.4	32.149	115.3	43.111	212.6	1:53.306	13	37.542	100.7	<u>31.706</u>	111.8	<u>42.392</u>	217.7	<u>1:51.640</u>
6	37.993	99.4	32.133	113.8	42.935	212.6	1:53.061	14	37.763	100.7	32.680	94.1	44.421	213.4	1:54.864
7	37.875	100.0	32.047	115.4	42.797	212.6	1:52.719	15	<u>37.458</u>	101.9	31.886	113.9	42.469	<u>218.6</u>	1:51.813
8	39.195	96.5	33.153	110.7	Pit In	212.6	<u>2:18.491</u>	16	40.075	<u>104.0</u>	40.077	113.7	42.684	213.0	2:02.836

99 RÉMY SANJUAN										HONDA									
lap	Sect-1	Speed	Sect-2	Speed	Sect-3	Speed	TopSpeed	laptime	pit	lap	Sect-1	Speed	Sect-2	Speed	Sect-3	Speed	Topspeed	laptime	pit
1	Pit Out	82.8	33.293	109.2	46.649			2:06.332		9	39.105	90.1	32.596	108.1	43.929		210.5	1:55.630	
2	40.430	88.2	<u>32.553</u>	<u>113.7</u>	43.737		210.9	1:56.720		10	39.388	89.6	32.807	108.1	Pit In		209.3	2:18.932	
3	39.253	88.3	32.611	113.4	43.663		<u>215.1</u>	1:55.527		11	Pit Out	83.8	36.236	102.3	59.843			3:08.490	
4	39.279	92.2	1:05.429	102.8	Pit In		210.9	2:45.941		12	39.070	95.7	33.453	107.9	43.960		210.5	1:56.483	
5	Pit Out	81.1	34.408	107.5	46.579			5:17.087		13	<u>38.968</u>	94.9	32.721	111.0	<u>43.566</u>		211.8	<u>1:55.255</u>	
6	39.644	86.0	32.798	111.6	44.009		210.5	1:56.451		14	39.656	93.8	32.634	112.0	43.887		212.6	1:56.177	
7	39.233	88.0	32.894	108.2	44.112		210.9	1:56.239		15	40.028	<u>96.8</u>	33.331	111.3	Pit In		214.3	2:20.140	
8	39.284	88.5	32.840	106.2	43.864		209.7	1:55.988		16									