
**FIM JUNIORGP WORLD CHAMPIONSHIP - PORTIMAO**

Autódromo Internacional do Algarve

ETC

20 - 23 June 2024

Laps and Sector Times - RACE - 14 LAPS

Autodromo Internacional Algarve - 4592mtr.

4										GABRIEL TESINI										HONDA									
lap	Sect-1	Speed	Sect-2	Speed	Sect-3	Speed	TopSpeed	laptime	pit	lap	Sect-1	Speed	Sect-2	Speed	Sect-3	Speed	Topspeed	laptime	pit	lap	Sect-1	Speed	Sect-2	Speed	Sect-3	Speed	Topspeed	laptime	pit
1		94.3	32.700	109.6	43.067		142.3	1:56.721		8	37.709	99.4	31.982	<u>119.3</u>	43.086		211.8	1:52.777		9	<u>37.597</u>	<u>100.2</u>	32.026	119.2	43.147		213.0	1:52.770	
2	37.903	90.8	32.205	116.0	<u>42.977</u>		219.1	1:53.085		10	37.743	100.0	32.061	117.6	43.161		213.0	1:52.965		11	37.642	99.7	32.072	117.3	43.063		213.4	1:52.777	
3	37.803	95.9	<u>31.847</u>	111.9	45.229		<u>220.0</u>	1:54.879		12	37.780	98.4	32.081	116.8	43.226		212.6	1:53.087		13	37.819	96.8	31.964	114.4	43.151		213.4	1:52.934	
4	37.883	98.0	32.063	117.4	43.157		213.4	1:53.103		14	37.639	99.2	32.067	110.2	43.443		210.9	1:53.149											
5	37.635	99.7	31.915	117.1	43.013		213.0	<u>1:52.563</u>																					
6	37.618	95.1	31.939	116.9	43.140		217.3	1:52.697																					
7	37.934	98.7	32.004	112.7	43.245		208.1	1:53.183																					

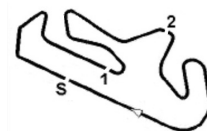
6										BENJAMIN CAILLET										HONDA									
lap	Sect-1	Speed	Sect-2	Speed	Sect-3	Speed	TopSpeed	laptime	pit	lap	Sect-1	Speed	Sect-2	Speed	Sect-3	Speed	Topspeed	laptime	pit	lap	Sect-1	Speed	Sect-2	Speed	Sect-3	Speed	Topspeed	laptime	pit
1		90.4	33.537	115.1	43.754		147.7	1:58.732		3	<u>37.889</u>	<u>95.2</u>	32.321	<u>120.1</u>	43.247		<u>217.3</u>	<u>1:53.457</u>		4									
2	38.565	92.9	<u>32.032</u>	106.7	<u>43.141</u>		216.9	1:53.738																					

7										BEÑAT FERNÁNDEZ										HONDA									
lap	Sect-1	Speed	Sect-2	Speed	Sect-3	Speed	TopSpeed	laptime	pit	lap	Sect-1	Speed	Sect-2	Speed	Sect-3	Speed	Topspeed	laptime	pit	lap	Sect-1	Speed	Sect-2	Speed	Sect-3	Speed	Topspeed	laptime	pit
1		101.5	31.957	118.3	42.674		142.5	1:54.349		8	38.126	97.1	31.856	121.2	42.873		211.8	1:52.855		9	37.486	95.8	31.863	119.3	43.066		210.9	1:52.415	
2	37.708	98.9	<u>31.647</u>	118.3	42.479		212.2	<u>1:51.834</u>		10	37.512	100.0	31.855	116.4	42.880		216.0	1:52.247		11	37.620	98.3	32.233	114.9	43.120		213.0	1:52.973	
3	37.717	100.4	31.650	118.9	42.739		<u>216.4</u>	1:52.106		12	38.012	<u>102.8</u>	32.002	<u>122.9</u>	42.930		212.6	1:52.944		13	38.035	97.6	31.846	118.3	42.961		215.6	1:52.842	
4	37.912	96.3	32.040	116.4	42.761		215.1	1:52.713		14	<u>37.401</u>	101.9	32.071	121.8	43.186		213.4	1:52.658											
5	37.788	100.0	31.728	117.4	42.691		213.4	1:52.207																					
6	37.657	100.7	31.874	117.9	<u>42.386</u>		208.9	1:51.917																					
7	37.741	102.4	31.976	118.3	42.892		213.9	1:52.609																					

8										EDOARDO BERTOLA										HONDA									
lap	Sect-1	Speed	Sect-2	Speed	Sect-3	Speed	TopSpeed	laptime	pit	lap	Sect-1	Speed	Sect-2	Speed	Sect-3	Speed	Topspeed	laptime	pit	lap	Sect-1	Speed	Sect-2	Speed	Sect-3	Speed	Topspeed	laptime	pit
1		94.2	33.040	113.2	43.571		148.4	1:58.538		8	38.197	99.0	32.212	114.4	43.270		206.9	1:53.679		9	38.264	98.9	32.434	110.1	43.164		206.5	1:53.862	
2	38.856	90.8	32.209	107.6	43.535		<u>218.2</u>	1:54.600		10	38.321	95.5	32.197	117.1	43.582		206.9	1:54.100		11	38.386	97.3	32.455	110.2	43.709		206.9	1:54.550	
3	38.065	94.2	32.938	117.4	43.543		213.9	1:54.546		12	38.487	97.4	32.527	110.4	43.952		203.8	1:54.966		13	38.467	96.6	32.241	109.4	43.726		204.5	1:54.434	
4	38.345	96.9	32.287	<u>118.8</u>	43.800		213.0	1:54.432		14	38.530	94.3	32.281	117.4	44.056		205.3	1:54.867											
5	38.063	100.5	<u>32.105</u>	114.0	<u>43.051</u>		208.9	<u>1:53.219</u>																					
6	<u>38.000</u>	98.9	32.322	111.1	43.583		210.9	1:53.905																					
7	38.137	<u>101.5</u>	32.401	113.9	43.540		205.3	1:54.078																					

10										AFONSO ALMEIDA										HONDA									
lap	Sect-1	Speed	Sect-2	Speed	Sect-3	Speed	TopSpeed	laptime	pit	lap	Sect-1	Speed	Sect-2	Speed	Sect-3	Speed	Topspeed	laptime	pit	lap	Sect-1	Speed	Sect-2	Speed	Sect-3	Speed	Topspeed	laptime	pit
1		95.1	33.289	107.8	43.712		147.7	1:59.750		8	38.585	96.7	32.743	107.7	43.663		211.4	1:54.991		9	38.327	<u>100.5</u>	32.685	111.0	43.909		212.2	1:54.921	
2	38.365	97.4	<u>32.324</u>	108.2	43.271		212.6	<u>1:53.960</u>		10	38.458	97.4	32.678	112.7	43.983		210.9	1:55.119		11	38.510	97.6	32.511	<u>113.8</u>	43.940		207.3	1:54.961	
3	38.328	97.8	32.435	113.2	43.537		<u>214.3</u>	1:54.300		12	38.555	98.6	32.558	113.0	44.237		208.5	1:55.350		13	39.256	94.2	32.424	112.4	43.754		207.7	1:55.434	
4	38.468	94.8	32.455	110.0	43.818		209.3	1:54.741		14	38.513	98.2	32.698	112.5	44.626		206.1	1:55.837											
5	<u>38.264</u>	97.2	32.399	107.2	43.769		210.9	1:54.432																					
6	38.499	94.6	32.693	107.8	<u>43.207</u>		208.5	1:54.399																					
7	38.362	94.3	32.546	107.2	43.404		213.0	1:54.312																					

11										DAVID GONZÁLEZ										HONDA									
lap	Sect-1	Speed	Sect-2	Speed	Sect-3	Speed	TopSpeed	laptime	pit	lap	Sect-1	Speed	Sect-2	Speed	Sect-3	Speed	Topspeed	laptime	pit	lap	Sect-1	Speed	Sect-2	Speed	Sect-3	Speed	Topspeed	laptime	pit
1		97.7	32.050	115.6	43.033		132.8	1:54.187		8	37.595	102.4	31.681	117.3	<u>42.462</u>		<u>218.2</u>	1:51.738											



## FIM JUNIORGP WORLD CHAMPIONSHIP - PORTIMAO

Autódromo Internacional do Algarve

ETC

20 - 23 June 2024

Laps and Sector Times - RACE - 14 LAPS

Autodromo Internacional Algarve - 4592mtr.

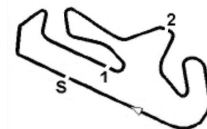
2	37.432	100.0	31.451	115.5	42.670	211.8	1:51.553	9	37.745	101.6	31.772	107.6	43.003	215.1	1:52.520
3	37.470	100.7	31.638	114.9	43.168	211.8	1:52.276	10	37.738	98.3	31.760	120.8	42.670	216.9	1:52.168
4	37.822	98.4	31.936	117.4	42.823	210.1	1:52.581	11	37.918	99.9	32.107	115.1	43.317	215.1	1:53.342
5	37.811	99.9	31.691	115.5	42.647	211.4	1:52.149	12	37.696	98.8	31.865	113.2	43.259	213.9	1:52.820
6	37.476	<u>103.5</u>	31.614	119.1	42.862	211.8	1:51.952	13	37.522	99.8	31.674	116.3	43.156	217.7	1:52.352
7	38.139	102.3	31.993	111.6	43.205	207.7	1:53.337	14	<u>37.092</u>	102.9	<u>31.290</u>	<u>124.7</u>	43.051	216.0	<u>1:51.433</u>

13 MATTÉO ROMAN									HONDA										
lap	Sect-1	Speed	Sect-2	Speed	Sect-3	Speed	TopSpeed	laptime	pit	lap	Sect-1	Speed	Sect-2	Speed	Sect-3	Speed	Topspeed	laptime	pit
1		92.3	32.910	111.5	43.283	147.9	1:58.989	8		38.436	93.8	32.750	109.1	43.572	215.1	1:54.758			
2	38.900	92.6	<u>32.216</u>	113.1	<u>43.136</u>	211.8	1:54.252	9		38.567	92.2	32.456	<u>117.9</u>	43.779	212.6	1:54.802			
3	<u>38.358</u>	<u>95.4</u>	32.454	114.9	43.400	<u>217.3</u>	<u>1:54.212</u>	10		38.906	95.1	32.503	111.9	43.895	205.7	1:55.304			
4	38.363	95.1	32.425	115.4	43.890	210.1	1:54.678	11		38.629	93.3	32.444	113.9	43.700	207.7	1:54.773			
5	38.414	95.2	32.380	112.7	43.612	207.3	1:54.406	12		38.854	92.6	32.500	111.8	44.017	203.8	1:55.371			
6	38.693	94.0	32.505	114.4	43.796	202.6	1:54.994	13		39.080	93.5	32.416	113.3	43.983	203.8	1:55.479			
7	38.825	94.9	32.334	109.6	43.477	210.1	1:54.636	14		38.717	92.9	32.623	110.3	43.952	205.3	1:55.292			

14 EDU GUTIÉRREZ									HONDA										
lap	Sect-1	Speed	Sect-2	Speed	Sect-3	Speed	TopSpeed	laptime	pit	lap	Sect-1	Speed	Sect-2	Speed	Sect-3	Speed	Topspeed	laptime	pit
1		95.0	32.583	116.8	42.871	153.2	1:57.065	8		37.785	96.4	32.165	114.4	43.212	212.6	1:53.162			
2	<u>37.450</u>	96.9	32.421	114.0	<u>42.771</u>	220.4	<u>1:52.642</u>	9		38.421	94.5	32.261	<u>117.3</u>	43.807	210.1	1:54.489			
3	37.507	<u>98.2</u>	<u>32.044</u>	113.8	43.315	<u>221.3</u>	1:52.866	10		38.642	95.6	32.644	108.3	43.796	209.3	1:55.082			
4	37.886	95.0	32.059	115.0	43.337	216.9	1:53.282	11		38.418	97.1	32.560	112.4	43.874	210.5	1:54.852			
5	37.886	97.8	32.095	116.3	43.855	214.3	1:53.836	12		38.671	95.6	32.415	108.4	43.970	208.1	1:55.056			
6	38.155	96.9	32.326	115.0	43.235	206.5	1:53.716	13		38.150	95.2	32.342	110.8	43.765	213.0	1:54.257			
7	37.993	96.2	32.183	112.1	43.110	209.7	1:53.286	14		38.109	96.2	32.093	114.3	43.455	210.9	1:53.657			

18 MATHIAS TAMBURINI									HONDA										
lap	Sect-1	Speed	Sect-2	Speed	Sect-3	Speed	TopSpeed	laptime	pit	lap	Sect-1	Speed	Sect-2	Speed	Sect-3	Speed	Topspeed	laptime	pit
1		89.0	33.155	111.9	43.740	145.9	1:58.472	8		38.255	91.9	32.271	111.8	43.630	209.7	1:54.156			
2	38.523	92.8	32.245	103.3	43.799	<u>219.1</u>	1:54.567	9		38.159	92.0	32.456	107.9	43.882	211.4	1:54.497			
3	37.948	91.8	32.694	113.8	<u>43.393</u>	217.7	1:54.035	10		38.843	91.4	32.451	110.3	44.047	202.2	1:55.341			
4	<u>37.889</u>	93.1	<u>32.058</u>	112.4	43.833	215.6	<u>1:53.780</u>	11		38.561	92.4	32.377	105.6	43.442	209.7	1:54.380			
5	38.131	<u>97.5</u>	32.333	<u>115.4</u>	43.605	212.2	1:54.069	12		38.528	89.6	32.382	110.8	43.905	212.2	1:54.815			
6	38.131	93.8	32.903	112.3	43.574	208.9	1:54.608	13		38.543	88.4	32.580	103.7	43.823	208.9	1:54.946			
7	38.165	95.1	32.756	109.8	43.813	212.2	1:54.734	14		38.587	91.2	32.533	108.7	47.389	211.8	1:58.509			

25 GONZALO PÉREZ									HONDA										
lap	Sect-1	Speed	Sect-2	Speed	Sect-3	Speed	TopSpeed	laptime	pit	lap	Sect-1	Speed	Sect-2	Speed	Sect-3	Speed	Topspeed	laptime	pit
1		96.6	32.657	117.6	42.699	134.7	1:55.065	8		37.995	91.5	31.795	118.8	42.747	211.8	1:52.537			
2	37.604	93.2	31.694	117.4	42.632	213.0	1:51.930	9		37.678	94.5	31.838	114.8	42.784	209.7	1:52.300			
3	<u>37.555</u>	94.8	<u>31.690</u>	117.9	42.517	<u>214.7</u>	<u>1:51.762</u>	10		37.756	95.4	31.931	118.9	42.482	213.4	1:52.169			
4	37.774	95.4	31.879	115.9	42.639	<u>214.7</u>	1:52.292	11		37.750	93.5	32.193	115.3	42.846	<u>214.7</u>	1:52.789			
5	37.901	92.3	31.695	113.8	42.585	212.6	1:52.181	12		37.969	94.6	32.023	114.2	42.984	210.9	1:52.976			
6	37.870	95.2	31.772	113.1	<u>42.477</u>	212.2	1:52.119	13		38.003	94.8	31.769	118.0	42.700	213.0	1:52.472			
7	38.270	95.3	31.820	113.6	42.741	198.5	1:52.831	14		37.767	<u>96.9</u>	31.997	<u>123.4</u>	43.012	210.5	1:52.776			



## FIM JUNIORGP WORLD CHAMPIONSHIP - PORTIMAO

Autódromo Internacional do Algarve

ETC

20 - 23 June 2024

Laps and Sector Times - RACE - 14 LAPS

Autodromo Internacional Algarve - 4592mtr.

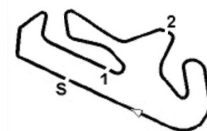
26 PAU ALSINA										HONDA									
lap	Sect-1	Speed	Sect-2	Speed	Sect-3	Speed	TopSpeed	laptime	pit	lap	Sect-1	Speed	Sect-2	Speed	Sect-3	Speed	Topspeed	laptime	pit
1		96.3	32.479	115.9	42.712		143.2	1:56.275		8	37.931	101.7	31.747	115.5	42.609		208.5	1:52.287	
2	37.438	98.4	31.712	114.9	<u>42.568</u>		217.3	1:51.718		9	37.552	100.1	31.799	107.5	42.939		215.6	1:52.290	
3	37.325	100.2	31.581	115.1	42.820		217.3	1:51.726		10	37.674	99.4	31.880	114.9	42.622		218.2	1:52.176	
4	37.815	98.3	31.750	111.9	42.749		213.4	1:52.314		11	37.603	101.5	32.172	113.9	43.452		218.6	1:53.227	
5	37.554	99.4	<u>31.549</u>	110.5	42.579		218.6	<u>1:51.682</u>		12	37.921	98.8	31.859	112.9	43.094		212.6	1:52.874	
6	37.512	96.8	31.811	112.0	42.581		214.3	1:51.904		13	37.813	100.7	31.650	<u>117.9</u>	42.875		211.4	1:52.338	
7	37.547	97.6	31.871	116.6	42.794		216.9	1:52.212		14	<u>37.286</u>	<u>102.8</u>	31.753	114.6	42.918		<u>219.1</u>	1:51.957	

27 KERMAN TINIZ										HONDA									
lap	Sect-1	Speed	Sect-2	Speed	Sect-3	Speed	TopSpeed	laptime	pit	lap	Sect-1	Speed	Sect-2	Speed	Sect-3	Speed	Topspeed	laptime	pit
1		98.5	32.569	120.0	42.771		131.1	1:54.571		7	37.503	100.7	32.236	114.2	42.952		213.9	1:52.691	
2	<u>37.352</u>	99.5	31.604	<u>121.6</u>	<u>42.389</u>		214.3	<u>1:51.345</u>		8	37.475	<u>104.0</u>	31.916	118.9	42.592		213.4	1:51.983	
3	37.662	101.1	<u>31.571</u>	118.3	42.933		214.3	1:52.166		9	38.221	96.5	32.005	112.7	42.910		208.5	1:53.136	
4	37.772	99.6	32.074	118.6	42.847		212.6	1:52.693		10	37.550	99.5	31.775	116.0	42.558		214.7	1:51.883	
5	37.355	100.7	31.903	119.7	42.675		214.3	1:51.933		11	37.905	98.0	32.148	117.0	43.228		212.2	1:53.281	
6	37.933	99.4	31.673	115.8	42.664		203.8	1:52.270		12	37.877	100.9	31.914	112.3	42.921		213.9	1:52.712	

31 GIULIO PUGLIESE										HONDA									
lap	Sect-1	Speed	Sect-2	Speed	Sect-3	Speed	TopSpeed	laptime	pit	lap	Sect-1	Speed	Sect-2	Speed	Sect-3	Speed	Topspeed	laptime	pit
1		97.8	32.047	120.0	42.746		135.3	1:54.266		8	37.525	100.3	31.749	119.1	42.507		215.6	1:51.781	
2	37.511	99.4	31.626	121.9	<u>42.367</u>		212.6	<u>1:51.504</u>		9	38.063	96.6	31.838	113.7	42.749		213.4	1:52.650	
3	37.607	99.9	31.656	116.5	43.107		211.4	1:52.370		10	37.413	100.1	31.682	120.3	42.939		214.3	1:52.034	
4	37.508	98.5	32.042	120.0	42.967		212.2	1:52.517		11	38.248	95.4	32.282	115.0	43.034		213.0	1:53.564	
5	37.476	102.5	31.793	117.5	42.705		<u>217.3</u>	1:51.974		12	37.388	100.1	31.724	116.6	43.393		214.3	1:52.505	
6	38.075	95.7	31.830	117.8	42.671		208.9	1:52.576		13	37.433	<u>102.7</u>	31.918	120.3	42.697		213.0	1:52.048	
7	37.882	97.3	31.903	114.8	42.911		215.1	1:52.696		14	<u>37.227</u>	100.1	<u>31.526</u>	<u>122.4</u>	43.040		216.9	1:51.793	

33 ENZO BELLON										HONDA									
lap	Sect-1	Speed	Sect-2	Speed	Sect-3	Speed	TopSpeed	laptime	pit	lap	Sect-1	Speed	Sect-2	Speed	Sect-3	Speed	Topspeed	laptime	pit
1		93.0	32.463	117.3	43.047		131.7	1:56.481		8	<u>37.674</u>	<u>103.3</u>	32.492	118.3	43.058		210.5	1:53.224	
2	37.996	95.5	32.051	121.9	42.850		215.6	1:52.897		9	38.123	96.7	32.005	115.9	42.853		212.2	1:52.981	
3	38.064	96.8	31.935	115.9	42.862		214.7	1:52.861		10	37.855	97.9	31.844	115.1	42.955		213.0	1:52.654	
4	37.688	95.2	31.885	<u>128.0</u>	<u>42.724</u>		<u>218.2</u>	<u>1:52.297</u>		11	37.850	98.1	31.929	116.3	42.973		210.5	1:52.752	
5	37.719	96.0	<u>31.745</u>	119.1	42.855		212.2	1:52.319		12	37.833	96.1	32.098	116.1	43.155		210.1	1:53.086	
6	37.692	100.9	32.034	119.6	42.963		209.7	1:52.689		13	37.742	95.3	32.088	116.5	42.911		210.1	1:52.741	
7	38.173	97.6	31.999	119.2	42.887		207.3	1:53.059		14	37.699	96.9	31.785	116.0	42.834		208.9	1:52.318	

36 EVAN BOXBERGER										HONDA									
lap	Sect-1	Speed	Sect-2	Speed	Sect-3	Speed	TopSpeed	laptime	pit	lap	Sect-1	Speed	Sect-2	Speed	Sect-3	Speed	Topspeed	laptime	pit
1		95.5	33.805	107.0	43.876		150.8	2:00.178		8	38.540	97.3	32.813	108.5	44.037		206.5	1:55.390	
2	38.577	97.2	32.625	110.0	<u>43.813</u>		<u>217.7</u>	<u>1:55.015</u>		9	39.262	97.4	32.801	110.2	44.282		206.1	1:56.345	
3	39.129	96.6	<u>32.577</u>	<u>111.7</u>	44.209		207.7	1:55.915		10	38.619	97.3	32.616	109.3	44.176		205.3	1:55.411	
4	38.728	94.7	32.827	105.9	44.126		209.3	1:55.681		11	38.763	98.2	32.774	109.2	44.159		204.2	1:55.696	
5	38.684	97.4	32.770	107.7	43.970		206.9	1:55.424		12	38.981	97.2	32.660	109.8	44.222		203.4	1:55.863	
6	38.693	97.8	33.293	104.2	46.475		204.2	1:58.461		13	<u>38.513</u>	<u>98.7</u>	33.003	102.9	44.373		206.9	1:55.889	
7	38.829	98.4	32.799	<u>111.7</u>	44.124		204.2	1:55.752		14	38.723	95.7	32.752	110.2	44.652		201.5	1:56.127	



## FIM JUNIORGP WORLD CHAMPIONSHIP - PORTIMAO

Autódromo Internacional do Algarve

ETC

20 - 23 June 2024

Laps and Sector Times - RACE - 14 LAPS

Autodromo Internacional Algarve - 4592mtr.

37 MARIANOS NIKOLIS										HONDA									
lap	Sect-1	Speed	Sect-2	Speed	Sect-3	Speed	TopSpeed	laptime	pit	lap	Sect-1	Speed	Sect-2	Speed	Sect-3	Speed	Topspeed	laptime	pit
1		<u>102.0</u>	32.450	117.6	42.930		139.5	1:56.112		8	37.442	98.3	31.759	115.8	42.780		217.7	1:51.981	
2	37.857	95.8	31.704	115.4	42.731		217.7	1:52.292		9	37.563	95.0	31.844	114.6	<u>42.579</u>		<u>220.4</u>	1:51.986	
3	37.561	97.6	31.795	114.5	42.670		216.9	1:52.026		10	37.596	96.3	31.900	116.4	42.850		218.6	1:52.346	
4	37.685	95.2	31.602	116.4	42.738		216.0	1:52.025		11	37.883	95.9	31.955	111.2	42.993		218.6	1:52.831	
5	37.525	97.2	<u>31.588</u>	<u>118.0</u>	42.791		218.2	<u>1:51.904</u>		12	37.936	98.2	32.365	115.8	42.967		<u>220.4</u>	1:53.268	
6	<u>37.429</u>	100.7	32.032	114.6	42.875		214.7	1:52.336		13	37.743	95.9	31.823	117.9	42.854		219.5	1:52.420	
7	37.895	96.8	31.935	111.7	42.960		213.0	1:52.790		14	38.026	97.6	32.121	117.0	43.254		214.7	1:53.401	

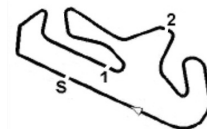
42 JULIUS FRELLSEN										HONDA									
lap	Sect-1	Speed	Sect-2	Speed	Sect-3	Speed	TopSpeed	laptime	pit	lap	Sect-1	Speed	Sect-2	Speed	Sect-3	Speed	Topspeed	laptime	pit
1		<u>96.4</u>	<u>33.312</u>	<u>111.1</u>	<u>43.729</u>		141.2	1:59.689		2									

43 AMANUEL BRINTON										HONDA									
lap	Sect-1	Speed	Sect-2	Speed	Sect-3	Speed	TopSpeed	laptime	pit	lap	Sect-1	Speed	Sect-2	Speed	Sect-3	Speed	Topspeed	laptime	pit
1		94.8	33.152	<u>111.5</u>	43.640		144.2	1:58.766		8	38.403	92.9	32.281	110.2	43.545		209.7	1:54.229	
2	38.327	90.5	<u>32.094</u>	110.7	<u>43.221</u>		<u>217.3</u>	1:53.642		9	38.228	93.7	32.547	105.0	43.631		214.7	1:54.406	
3	38.210	96.7	32.643	106.7	43.412		215.1	1:54.265		10	39.033	89.1	32.608	102.3	43.767		203.4	1:55.408	
4	<u>37.978</u>	94.1	32.266	110.9	43.384		212.2	<u>1:53.628</u>		11	38.237	91.3	32.562	106.6	43.714		213.4	1:54.513	
5	38.148	97.2	32.469	110.0	43.269		208.9	1:53.886		12	38.467	88.7	32.415	103.9	43.803		213.9	1:54.685	
6	38.165	<u>98.6</u>	32.921	108.5	43.998		207.7	1:55.084		13	38.609	87.0	32.612	103.2	43.764		213.0	1:54.985	
7	38.634	92.4	32.786	107.5	43.598		206.1	1:55.018		14	38.652	90.6	32.485	102.9	43.714		212.2	1:54.851	

45 ALEX LONGARELA										HONDA									
lap	Sect-1	Speed	Sect-2	Speed	Sect-3	Speed	TopSpeed	laptime	pit	lap	Sect-1	Speed	Sect-2	Speed	Sect-3	Speed	Topspeed	laptime	pit
1		99.8	32.289	115.1	42.840		136.2	1:55.557		8	38.530	97.3	31.855	<u>119.6</u>	<u>42.391</u>		206.9	1:52.776	
2	37.402	93.3	31.974	117.5	42.442		218.6	1:51.818		9	37.630	93.5	31.878	110.8	43.003		215.6	1:52.511	
3	37.426	98.0	31.564	115.8	42.464		216.0	<u>1:51.454</u>		10	37.505	96.2	31.801	112.3	42.656		217.3	1:51.962	
4	37.305	96.9	31.931	114.8	42.525		<u>220.4</u>	1:51.761		11	37.760	96.2	32.581	114.6	42.907		216.4	1:53.248	
5	37.918	97.2	31.787	115.5	42.553		210.5	1:52.258		12	38.103	97.3	31.772	115.0	43.035		214.7	1:52.910	
6	37.497	<u>102.4</u>	31.725	115.3	42.698		216.9	1:51.920		13	37.604	98.2	31.872	114.6	42.692		218.2	1:52.168	
7	37.437	101.2	32.256	113.6	43.010		210.1	1:52.703		14	<u>37.291</u>	101.6	<u>31.521</u>	118.0	43.081		215.1	1:51.893	

53 KIYANO VEIJER										HONDA									
lap	Sect-1	Speed	Sect-2	Speed	Sect-3	Speed	TopSpeed	laptime	pit	lap	Sect-1	Speed	Sect-2	Speed	Sect-3	Speed	Topspeed	laptime	pit
1		<u>101.6</u>	33.076	111.8	43.393		148.6	1:58.940		8	38.538	95.1	32.485	<u>118.6</u>	43.713		212.6	1:54.736	
2	38.543	95.7	32.387	114.4	<u>43.214</u>		213.9	<u>1:54.144</u>		9	38.837	92.6	32.797	113.3	43.542		206.1	1:55.176	
3	38.294	93.7	32.550	115.0	43.698		<u>217.7</u>	1:54.542		10	38.656	95.7	<u>32.345</u>	113.6	44.584		213.4	1:55.585	
4	38.588	94.5	32.498	114.9	44.103		211.8	1:55.189		11	38.950	92.4	33.111	110.3	44.395		206.9	1:56.456	
5	38.435	97.0	32.410	114.4	43.483		211.8	1:54.328		12	39.031	93.4	32.996	113.2	44.378		203.4	1:56.405	
6	38.392	92.6	32.616	112.5	43.642		209.7	1:54.650		13	39.225	90.2	32.905	114.5	44.590		203.4	1:56.720	
7	<u>38.289</u>	92.9	32.577	108.3	43.476		214.7	1:54.342		14	39.410	92.5	32.921	113.8	44.534		199.6	1:56.865	

55 MI KEY LOU										HONDA									
lap	Sect-1	Speed	Sect-2	Speed	Sect-3	Speed	TopSpeed	laptime	pit	lap	Sect-1	Speed	Sect-2	Speed	Sect-3	Speed	Topspeed	laptime	pit
1		94.0	33.256	118.0	44.001		149.8	1:58.652		8	38.074	99.4	32.159	<u>123.9</u>	43.548		212.6	1:53.781	



## FIM JUNIORGP WORLD CHAMPIONSHIP - PORTIMAO

Autódromo Internacional do Algarve

ETC

20 - 23 June 2024

Laps and Sector Times - RACE - 14 LAPS

Autodromo Internacional Algarve - 4592mtr.

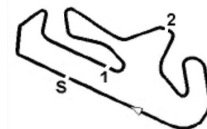
2	37.852	98.0	32.242	114.6	43.323	<u>220.0</u>	1:53.417	9	38.076	100.3	32.154	120.1	43.533	212.2	1:53.763
3	38.398	93.7	32.303	112.4	43.471	213.4	1:54.172	10	38.004	100.2	32.150	116.9	43.546	212.6	1:53.700
4	37.807	96.8	32.153	117.3	43.651	219.1	1:53.611	11	37.880	101.8	32.361	117.1	<u>43.198</u>	213.4	1:53.439
5	37.823	102.2	32.247	116.8	43.555	212.6	1:53.625	12	<u>37.684</u>	100.8	<u>32.147</u>	114.9	43.257	215.1	<u>1:53.088</u>
6	38.002	101.9	32.428	110.9	43.430	210.9	1:53.860	13	37.786	99.2	32.343	111.9	43.430	212.6	1:53.559
7	38.615	99.7	32.251	118.6	43.329	210.5	1:54.195	14	37.784	<u>107.9</u>	32.483	117.5	43.445	210.1	1:53.712

69 FERNANDO BUJOSA										HONDA									
lap	Sect-1	Speed	Sect-2	Speed	Sect-3	Speed	TopSpeed	laptime	pit	lap	Sect-1	Speed	Sect-2	Speed	Sect-3	Speed	Topspeed	laptime	pit
1		98.7	32.711	<u>121.1</u>	43.005		150.0	1:57.215		8	37.860	97.4	32.126	114.0	43.250		212.6	1:53.236	
2	<u>37.546</u>	96.3	32.392	116.6	<u>42.869</u>		<u>216.9</u>	1:52.807		9	38.049	100.1	32.636	112.1	43.701		209.7	1:54.386	
3	37.740	100.0	<u>31.895</u>	113.1	43.017		214.3	<u>1:52.652</u>		10	38.314	99.3	32.636	111.7	43.953		208.5	1:54.903	
4	37.655	99.4	32.098	119.6	43.195		215.6	1:52.948		11	38.671	97.6	32.655	111.7	43.760		202.2	1:55.086	
5	38.325	100.2	32.147	116.6	43.732		205.3	1:54.204		12	38.354	<u>100.8</u>	32.609	109.4	44.086		208.9	1:55.049	
6	38.261	97.5	32.197	114.8	43.283		205.7	1:53.741		13	38.243	98.2	32.387	110.4	43.459		203.4	1:54.089	
7	37.977	97.7	32.200	112.7	43.023		208.5	1:53.200		14	38.261	98.8	32.218	114.6	43.572		206.9	1:54.051	

70 KRISTIAN DANIEL JR										HONDA									
lap	Sect-1	Speed	Sect-2	Speed	Sect-3	Speed	TopSpeed	laptime	pit	lap	Sect-1	Speed	Sect-2	Speed	Sect-3	Speed	Topspeed	laptime	pit
1		96.1	32.158	120.4	43.119		139.4	1:56.128		8	37.978	97.4	32.168	120.3	43.607		213.4	1:53.753	
2	38.061	96.0	31.863	<u>122.3</u>	42.748		209.3	1:52.672		9	38.092	98.9	32.231	120.1	43.580		209.3	1:53.903	
3	37.589	97.6	31.860	117.1	42.805		<u>214.7</u>	1:52.254		10	38.090	<u>100.7</u>	32.404	119.3	43.528		207.3	1:54.022	
4	37.711	96.3	31.770	118.9	42.786		212.2	1:52.267		11	37.845	98.6	32.055	119.1	43.225		209.7	1:53.125	
5	<u>37.438</u>	97.4	<u>31.670</u>	118.6	<u>42.548</u>		<u>214.7</u>	<u>1:51.656</u>		12	37.806	99.3	32.165	118.0	43.498		212.2	1:53.469	
6	37.731	98.0	32.029	117.1	42.665		214.3	1:52.425		13	37.947	97.6	32.214	119.1	43.651		214.3	1:53.812	
7	37.616	97.5	31.867	116.3	43.309		213.4	1:52.792		14	38.574	97.5	32.346	118.8	43.614		204.5	1:54.534	

71 CARLOS CANO										HONDA									
lap	Sect-1	Speed	Sect-2	Speed	Sect-3	Speed	TopSpeed	laptime	pit	lap	Sect-1	Speed	Sect-2	Speed	Sect-3	Speed	Topspeed	laptime	pit
1		98.5	32.100	119.7	43.095		132.0	1:54.143		8	37.344	101.2	31.931	119.3	42.819		212.6	1:52.094	
2	<u>37.010</u>	102.6	31.778	117.9	42.744		214.3	<u>1:51.532</u>		9	37.431	101.0	32.267	106.1	42.947		213.9	1:52.645	
3	37.161	100.9	31.855	118.3	43.499		213.4	1:52.515		10	37.608	100.1	<u>31.651</u>	121.2	42.860		214.3	1:52.119	
4	37.187	98.4	31.807	<u>122.9</u>	43.150		214.7	1:52.144		11	37.951	97.4	32.266	116.3	43.238		212.2	1:53.455	
5	37.503	100.5	31.874	117.6	42.908		207.7	1:52.285		12	37.241	<u>106.9</u>	32.142	118.7	43.179		<u>215.1</u>	1:52.562	
6	37.841	99.6	31.715	116.0	<u>42.656</u>		207.3	1:52.212		13	37.179	103.3	31.848	117.1	42.886		212.2	1:51.913	
7	37.233	99.1	32.533	115.8	42.941		212.6	1:52.707		14	37.199	106.1	31.802	116.9	42.909		212.2	1:51.910	

73 VALENTÍN PERRONE										HONDA									
lap	Sect-1	Speed	Sect-2	Speed	Sect-3	Speed	TopSpeed	laptime	pit	lap	Sect-1	Speed	Sect-2	Speed	Sect-3	Speed	Topspeed	laptime	pit
1		95.0	32.107	<u>128.0</u>	42.760		139.2	1:54.808		8	37.276	97.8	31.640	125.9	42.650		216.4	1:51.566	
2	37.380	96.4	31.636	120.4	<u>42.359</u>		<u>216.9</u>	<u>1:51.375</u>		9	37.436	93.1	31.954	118.6	42.785		213.9	1:52.175	
3	37.443	97.8	31.648	118.8	45.791		214.3	1:54.882		10	37.668	98.8	31.996	118.6	43.520		216.0	1:53.184	
4	37.515	96.6	31.665	121.9	42.922		214.3	1:52.102		11	37.340	101.9	31.989	116.8	42.906		214.7	1:52.235	
5	37.349	97.9	31.643	122.2	42.576		213.9	1:51.568		12	37.974	98.7	31.804	122.6	42.669		215.1	1:52.447	
6	<u>36.941</u>	<u>110.5</u>	32.711	122.7	42.764		213.9	1:52.416		13	37.988	97.0	31.821	118.8	42.893		208.5	1:52.702	
7	37.549	95.7	31.769	117.9	42.626		211.8	1:51.944		14	37.186	100.8	<u>31.587</u>	122.7	42.740		213.0	1:51.513	



## FIM JUNIORGP WORLD CHAMPIONSHIP - PORTIMAO

Autódromo Internacional do Algarve

ETC

20 - 23 June 2024

Laps and Sector Times - RACE - 14 LAPS

Autodromo Internacional Algarve - 4592mtr.

81		MATTEO GABARRINI								HONDA										
lap	Sect-1	Speed	Sect-2	Speed	Sect-3	Speed	TopSpeed	laptime	pit	lap	Sect-1	Speed	Sect-2	Speed	Sect-3	Speed	Topspeed	laptime	pit	
1		<u>96.9</u>	<u>33.388</u>	<u>107.7</u>	<u>44.194</u>		148.6	2:00.039		2										

90		LUCA AGOSTINELLI								HONDA									
lap	Sect-1	Speed	Sect-2	Speed	Sect-3	Speed	TopSpeed	laptime	pit	lap	Sect-1	Speed	Sect-2	Speed	Sect-3	Speed	Topspeed	laptime	pit
1		91.1	32.603	117.0	<u>42.771</u>		146.1	1:56.533		8	37.771	99.5	32.123	118.4	43.146		213.4	1:53.040	
2	37.733	98.1	32.432	118.0	42.852		<u>224.5</u>	1:53.017		9	37.926	99.1	32.111	117.1	43.156		215.6	1:53.193	
3	<u>37.469</u>	<u>101.2</u>	31.995	119.1	42.968		220.0	1:52.432		10	37.774	94.8	32.034	<u>120.1</u>	43.007		217.7	1:52.815	
4	37.791	97.9	32.039	119.7	43.120		217.3	1:52.950		11	37.964	95.7	32.148	116.6	43.020		216.0	1:53.132	
5	37.617	98.9	<u>31.844</u>	120.0	42.873		219.5	1:52.334		12	37.713	100.7	32.209	118.3	43.501		213.9	1:53.423	
6	37.638	100.1	31.875	118.7	42.813		216.9	<u>1:52.326</u>		13	38.371	98.5	32.303	117.8	43.316		213.4	1:53.990	
7	38.196	96.9	32.157	118.4	42.830		211.4	1:53.183		14	38.335	99.2	32.402	119.7	43.583		209.7	1:54.320	

95		LEONARDO ZANNI								HONDA										
lap	Sect-1	Speed	Sect-2	Speed	Sect-3	Speed	TopSpeed	laptime	pit	lap	Sect-1	Speed	Sect-2	Speed	Sect-3	Speed	Topspeed	laptime	pit	
1		<u>94.9</u>	32.049	<u>121.6</u>	<u>42.842</u>		134.7	1:54.660		2										

97		MARCO MORELLI								HONDA									
lap	Sect-1	Speed	Sect-2	Speed	Sect-3	Speed	TopSpeed	laptime	pit	lap	Sect-1	Speed	Sect-2	Speed	Sect-3	Speed	Topspeed	laptime	pit
1		94.6	32.607	115.5	42.758		136.9	1:55.353		8	37.709	98.8	31.862	119.6	42.858		214.3	1:52.429	
2	37.478	96.7	32.035	115.6	42.921		218.6	1:52.434		9	37.402	97.2	31.853	115.9	42.923		218.2	1:52.178	
3	37.705	102.1	31.762	117.6	42.754		213.9	1:52.221		10	37.797	99.3	31.887	116.5	42.750		219.1	1:52.434	
4	37.360	101.9	31.760	116.0	42.688		216.9	1:51.808		11	37.278	97.6	32.072	116.8	43.201		<u>222.2</u>	1:52.551	
5	37.508	99.8	31.619	113.2	42.779		212.2	1:51.906		12	37.938	98.9	32.324	117.1	42.559		219.5	1:52.821	
6	37.684	100.7	31.858	113.1	42.556		217.3	1:52.098		13	37.804	96.9	31.911	113.8	42.711		<u>222.2</u>	1:52.426	
7	37.568	97.7	31.939	111.7	43.533		218.2	1:53.040		14	<u>37.225</u>	<u>102.9</u>	<u>31.604</u>	<u>119.9</u>	<u>42.505</u>		217.7	<u>1:51.334</u>	

99		RÉMY SANJUAN								HONDA									
lap	Sect-1	Speed	Sect-2	Speed	Sect-3	Speed	TopSpeed	laptime	pit	lap	Sect-1	Speed	Sect-2	Speed	Sect-3	Speed	Topspeed	laptime	pit
1		95.1	33.213	<u>116.1</u>	43.661		145.6	1:58.144		8	38.254	92.1	32.500	105.0	43.262		211.8	1:54.016	
2	38.500	96.1	32.380	108.3	<u>43.166</u>		215.1	1:54.046		9	38.440	95.1	32.424	105.0	43.197		210.1	1:54.061	
3	38.256	92.7	32.576	109.6	45.841		<u>216.4</u>	1:56.673		10	38.514	89.6	32.374	105.8	43.778		215.6	1:54.666	
4	38.172	94.2	<u>32.115</u>	114.4	43.669		214.7	<u>1:53.956</u>		11	<u>38.127</u>	95.3	32.458	107.0	43.633		211.4	1:54.218	
5	38.247	<u>98.5</u>	32.797	104.4	43.233		214.7	1:54.277		12	38.551	93.8	32.428	105.5	44.100		209.7	1:55.079	
6	38.224	97.5	32.507	109.0	43.539		213.0	1:54.270		13	38.276	91.5	32.582	104.5	43.942		212.2	1:54.800	
7	38.334	90.8	32.471	106.1	43.285		211.8	1:54.090		14	38.497	94.4	32.471	109.0	43.895		208.1	1:54.863	