



Caterham Racing Weekend

Autódromo Internacional do Algarve

Group 1 + MINI

4 - 7 April 2024

Laps and Sector Times - RACE 2

Autodromo Internacional Algarve - 4652mtr.

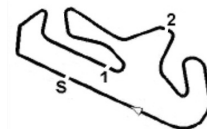
7 PEREIRA-SANTOS										Mini Cooper									
lap	Sect-1	Speed	Sect-2	Speed	Sect-3	Speed	TopSpeed	laptime	pit	lap	Sect-1	Speed	Sect-2	Speed	Sect-3	Speed	Topspeed	laptime	pit
1		124.1	51.377	92.9	56.658		136.4	2:42.961		9	52.319	122.9	51.114	91.8	56.995	126.3	143.4	2:40.428	
2	52.899	129.7	51.926	101.4	56.796	<u>129.5</u>	<u>144.4</u>	2:41.621		10	52.024	132.4	51.545	89.4	58.040	125.9	142.7	2:41.609	
3	51.525	<u>134.0</u>	51.843	98.8	56.601	125.0	141.7	2:39.969		11	51.210	133.3	51.451	90.6	56.954	125.9	143.0	2:39.615	
4	52.278	124.0	51.897	91.1	<u>56.447</u>	125.4	142.7	2:40.622		12	53.051	132.7	51.745	90.1	57.183	126.3	141.9	2:41.979	
5	51.568	129.8	<u>50.438</u>	<u>104.0</u>	57.058	124.6	141.0	2:39.064		13	51.298	127.8	52.907	94.0	57.144	126.3	142.1	2:41.349	
6	51.236	129.2	51.084	98.1	56.626	127.2	144.2	<u>2:38.946</u>		14	51.684	123.1	52.648	87.8	56.833	127.7	143.4	2:41.165	
7	52.424	124.4	53.655	97.1	Pit In	126.8	143.6	2:48.188		15	<u>50.966</u>	125.3	52.026	98.9	57.072	126.3	141.4	2:40.064	
8	Pit Out	130.8	50.628	95.3	56.825			4:01.329		16									

55 VELUDO-KNUDSEN										Mini Cooper									
lap	Sect-1	Speed	Sect-2	Speed	Sect-3	Speed	TopSpeed	laptime	pit	lap	Sect-1	Speed	Sect-2	Speed	Sect-3	Speed	Topspeed	laptime	pit
1	Pit Out		50.896		56.369			2:36.024		9	52.994		53.850		58.221	126.3	143.2	2:45.065	
2	50.594		50.628		55.885	127.2		2:37.107		10	53.191		51.800		57.684	126.3	144.4	2:42.675	
3	50.655		51.406		<u>55.456</u>	129.0	<u>145.7</u>	2:37.517		11	51.686		50.967		57.579	125.4	142.7	2:40.232	
4	<u>49.717</u>		51.049		55.656	<u>130.4</u>		<u>2:36.422</u>		12	51.371		51.395		56.346	125.9		2:39.112	
5	50.612		50.637		56.746	128.6	145.4	2:37.995		13	51.782		50.687		56.490	126.8	142.5	2:38.959	
6	52.039		<u>50.086</u>		Pit In	129.0		2:45.035		14	52.324		50.484		56.219	126.8	143.4	2:39.027	
7	Pit Out		52.957		57.894			4:39.777		15	51.420		51.820		57.189	126.8	143.0	2:40.429	
8	52.720		52.395		58.275	125.4	142.9	2:43.390		16									

500 PARDALEJO-RUAO										VW Sirocco									
lap	Sect-1	Speed	Sect-2	Speed	Sect-3	Speed	TopSpeed	laptime	pit	lap	Sect-1	Speed	Sect-2	Speed	Sect-3	Speed	Topspeed	laptime	pit
1		126.0	46.849	87.8	52.668		155.6	2:26.053		10	47.231	145.4	46.600	100.3	Pit In	138.5	157.7	2:32.152	
2	46.138	143.6	45.280	98.6	<u>50.630</u>	150.6	177.3	2:22.048		11	Pit Out	118.3	48.662	87.4	55.233			3:56.965	
3	<u>44.685</u>	<u>155.4</u>	<u>44.674</u>	94.9	51.117	<u>153.8</u>	<u>179.1</u>	<u>2:20.476</u>		12	48.535	141.2	49.408	89.9	55.408	136.4	156.7	2:33.351	
4	45.076	139.9	44.775	95.5	50.654	152.5	175.9	2:20.505		13	49.786	129.5	49.098	86.8	54.702	135.8	155.6	2:33.586	
5	44.861	149.2	45.108	99.5	51.345	150.0	173.9	2:21.314		14	49.077	130.0	48.394	89.1	56.717	135.8	157.7	2:34.188	
6	45.108	151.7	44.711	100.5	52.223	149.4	172.8	2:22.042		15	49.752	134.2	49.608	86.5	55.480	133.3	152.8	2:34.840	
7	46.490	151.0	45.397	<u>101.9</u>	52.353	145.2	166.4	2:24.240		16	49.617	138.8	50.524	86.8	55.622	131.9	151.5	2:35.763	
8	47.269	145.0	46.309	94.4	52.754	141.2	161.2	2:26.332		17	50.901	132.2	48.348	84.2	54.270	131.9	151.3	2:33.519	
9	47.384	145.9	46.493	98.0	52.642	137.4	157.0	2:26.519		18									

501 Ricardo PEREIRA										Ford Escort RS2000									
lap	Sect-1	Speed	Sect-2	Speed	Sect-3	Speed	TopSpeed	laptime	pit	lap	Sect-1	Speed	Sect-2	Speed	Sect-3	Speed	Topspeed	laptime	pit
1		142.3	42.370	96.4	48.343		164.6	2:08.502		10	42.536	144.6	42.312	103.1	48.492	157.2	191.2	2:13.340	
2	42.256	145.6	42.359	99.0	<u>48.160</u>	163.6	194.9	2:12.775		11	42.862	139.2	42.533	96.4	48.230	164.4	195.7	2:13.625	
3	42.304	145.6	<u>42.140</u>	96.0	48.336	164.4	194.6	2:12.780		12	43.000	144.6	42.643	103.7	48.931	163.6	194.6	2:14.574	
4	42.174	146.5	42.293	97.6	48.280	163.6	194.9	2:12.747		13	<u>41.942</u>	146.3	42.657	94.2	48.399	<u>165.9</u>	<u>196.4</u>	2:12.998	
5	42.064	139.9	42.382	103.2	48.766	165.1	196.0	2:13.212		14	42.674	140.6	43.305	94.2	48.460	164.4	194.2	2:14.439	
6	42.448	141.7	43.058	98.5	48.420	162.9	194.6	2:13.926		15	42.208	144.4	42.314	95.7	48.326	164.4	194.6	2:12.848	
7	41.975	<u>148.4</u>	42.167	97.5	48.477	164.4	194.2	<u>2:12.619</u>		16	42.501	140.8	42.983	95.9	48.429	164.4	195.7	2:13.913	
8	42.587	140.8	42.321	96.2	Pit In	163.6	193.5	2:18.372		17	42.892	140.4	42.570	96.3	48.410	164.4	194.9	2:13.872	
9	Pit Out	140.3	43.017	102.1	49.773			3:40.485		18	43.987	142.1	42.629	<u>105.4</u>	49.211	164.4	196.0	2:15.827	

508 Paulo VIEIRA										Ford Escort RS2000									
lap	Sect-1	Speed	Sect-2	Speed	Sect-3	Speed	TopSpeed	laptime	pit	lap	Sect-1	Speed	Sect-2	Speed	Sect-3	Speed	Topspeed	laptime	pit
1		145.0	42.363	94.6	<u>48.203</u>		161.4	2:08.840		10	42.484	150.4	43.354	89.3	Pit In	162.9	194.9	2:22.279	
2	42.850	138.8	42.895	90.8	48.497	<u>168.2</u>	<u>201.1</u>	2:14.242		11	Pit Out	147.3	42.701	96.4	48.513			3:37.316	
3	<u>41.603</u>	148.8	42.515	90.9	48.288	165.9	198.9	<u>2:12.406</u>		12	42.117	153.8	42.997	95.6	49.792	165.1	197.4	2:14.906	
4	41.703	153.2	42.405	93.4	48.565	165.1	198.5	2:12.673		13	41.910	150.2	42.760	91.1	48.839	162.9	195.7	2:13.509	



Caterham Racing Weekend

Autódromo Internacional do Algarve

Group 1 + MINI

4 - 7 April 2024

Laps and Sector Times - RACE 2

Autodromo Internacional Algarve - 4652mtr.

5	42.295	149.4	42.535	96.8	49.084	165.1	199.3	2:13.914	14	41.972	145.2	42.614	101.2	49.409	165.1	196.0	2:13.995
6	41.755	153.0	42.658	<u>103.3</u>	48.957	162.9	197.4	2:13.370	15	41.974	153.6	42.487	91.1	49.365	163.6	196.0	2:13.826
7	41.860	150.4	42.317	96.4	48.675	163.6	197.1	2:12.852	16	42.131	139.7	42.936	89.8	49.135	162.9	196.7	2:14.202
8	42.121	150.2	42.326	95.9	48.653	163.6	197.1	2:13.100	17	41.975	146.7	<u>42.241</u>	96.5	49.204	162.2	195.3	2:13.420
9	42.647	154.1	42.451	96.9	48.897	163.6	195.3	2:13.995	18	43.110	<u>154.3</u>	<u>42.319</u>	99.8	49.639	165.1	198.2	2:15.068

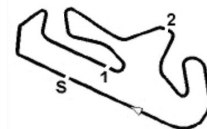
509 CAVACO-ALMEI DA										Porsche 928										
lap	Sect-1	Speed	Sect-2	Speed	Sect-3	Speed	TopSpeed	laptime	pit	lap	Sect-1	Speed	Sect-2	Speed	Sect-3	Speed	Topspeed	laptime	pit	
1			43.304	91.2	48.977		171.4	2:12.234		10	Pit Out		44.089	93.0	49.154				3:37.920	
2	42.158		42.926	89.9	49.122	170.6	205.7	2:14.206		11	43.218		44.018	91.1	49.244	173.1	206.9	2:16.480		
3	41.872		<u>42.453</u>	<u>96.4</u>	49.593	172.2	209.7	<u>2:13.918</u>		12	43.295		44.613	90.2	50.215	169.0	200.4	2:18.123		
4	<u>41.729</u>					172.2	210.5	2:15.844		13	44.617		44.629		49.705	172.2	212.2	2:18.951		
5	42.139		43.553	84.4	49.527	173.1	210.1	2:15.219		14	45.322		46.957	89.0	<u>48.602</u>	169.8	208.1	2:20.881		
6	42.357		43.120		49.582	<u>174.8</u>	211.4	2:15.059		15	42.963		44.190	91.9	Pit In	172.2	199.6	2:24.523		
7	43.087		42.918		49.419	172.2	<u>213.4</u>	2:15.424		16	Pit Out		44.278	95.1	49.203			2:43.275		
8	42.722		44.758	91.4	50.608	173.9	208.1	2:18.088		17	43.159		44.557	91.6	48.825	171.4	203.4	2:16.541		
9	42.306		44.452	84.0	Pit In	173.1	206.9	<u>2:24.314</u>		18	42.744		45.062	85.2	49.888	173.1	207.3	2:17.694		

515 Veiga LOPES										Ford Escort RS2000									
lap	Sect-1	Speed	Sect-2	Speed	Sect-3	Speed	TopSpeed	laptime	pit	lap	Sect-1	Speed	Sect-2	Speed	Sect-3	Speed	Topspeed	laptime	pit
1		128.7	48.212	93.3	53.214		160.0	2:27.439		3	46.347	132.5	46.417	99.8	53.710	145.7	180.6	2:26.474	
2	<u>46.044</u>	<u>137.8</u>	<u>46.365</u>	<u>100.6</u>	<u>53.101</u>	<u>149.4</u>	<u>182.4</u>	<u>2:25.510</u>		4									

522 VENTURA-CUNHA										Datsun 1200										
lap	Sect-1	Speed	Sect-2	Speed	Sect-3	Speed	TopSpeed	laptime	pit	lap	Sect-1	Speed	Sect-2	Speed	Sect-3	Speed	Topspeed	laptime	pit	
1			52.883	103.6	<u>56.394</u>		135.8	2:43.670		9	Pit Out		52.717	94.4	57.285				4:03.417	
2	51.905		50.858	<u>106.4</u>	57.013	<u>130.4</u>	<u>151.9</u>	2:39.776		10	52.567		51.944	90.2	57.654	125.4	143.8	2:42.165		
3	<u>51.379</u>		1:00.140	103.8	58.116	126.8	146.9	2:49.635		11	52.266		52.129	92.6	57.109	124.1	142.3	2:41.504		
4	51.687		51.754	97.3	56.664	125.9	145.0	2:40.105		12	53.111		51.656	91.5	57.001	122.4	140.3	2:41.768		
5	52.370		<u>50.667</u>	95.5	57.453	125.4	143.6	2:40.490		13	52.032		51.130	95.6	56.820	122.9	141.7	2:39.982		
6	52.029		50.740	105.8	57.882	125.4	143.2	2:40.651		14	51.752		50.876	96.9	56.511	125.0	142.5	<u>2:39.139</u>		
7	51.939		51.362	98.7	57.445	122.9	141.4	2:40.746		15	52.598		50.975	89.3	58.010	122.9	140.8	2:41.583		
8	52.148		52.686	95.8	Pit In	124.6	143.8	<u>2:47.884</u>		16										

523 GOMES-PI MENTA										Ford Escort RS2000									
lap	Sect-1	Speed	Sect-2	Speed	Sect-3	Speed	TopSpeed	laptime	pit	lap	Sect-1	Speed	Sect-2	Speed	Sect-3	Speed	Topspeed	laptime	pit
1			45.700	93.6	51.474		163.1	2:18.687		10	44.839		43.469	91.1	<u>49.468</u>	158.6	189.8	2:17.776	
2	43.592		45.653	91.9	51.491	<u>161.4</u>	<u>192.9</u>	2:20.736		11	42.867	<u>145.6</u>	43.138	97.9	50.307	160.0	190.1	2:16.312	
3	43.594		44.398	92.9	50.510	158.6	191.5	2:18.502		12	43.652		<u>43.048</u>	95.9	49.737	160.0	190.8	2:16.437	
4	44.089	134.5	43.821	94.5	50.376	157.2	189.8	2:18.286		13	43.511		43.466	90.7	49.923	158.6	188.8	2:16.900	
5	43.411		43.886	91.1	49.955	158.6	188.5	2:17.252		14	43.558		43.267	91.1	49.911	160.7	191.8	2:16.736	
6	43.562		44.406	96.9	50.273	157.9	188.5	2:18.241		15	<u>42.782</u>		43.897	<u>98.0</u>	51.390	159.3	189.8	2:18.069	
7	44.732		1:11.031	68.7	Pit In	159.3	188.8	<u>3:20.317</u>		16	43.259		43.508	94.7	49.526	160.7	189.1	<u>2:16.293</u>	
8	Pit Out		43.782	90.0	51.084		188.8	<u>4:56.314</u>		17	43.241		43.805	95.4	49.570	160.0	189.8	2:16.616	
9	43.075		43.273	89.6	50.016	159.3	189.8	2:16.364		18									

524 Rui CARVALHO										Porsche 924									
lap	Sect-1	Speed	Sect-2	Speed	Sect-3	Speed	TopSpeed	laptime	pit	lap	Sect-1	Speed	Sect-2	Speed	Sect-3	Speed	Topspeed	laptime	pit
1		126.0	48.031	90.1	52.243		149.6	2:29.566		10	46.544	140.3	47.577	86.6	52.905	145.7	174.2	2:27.026	
2	<u>45.913</u>	122.2	46.942	92.6	<u>51.768</u>	<u>151.3</u>	<u>183.1</u>	<u>2:24.623</u>		11	47.096	128.0	47.666	90.2	52.471	145.7	172.0	2:27.233	
3	46.975	126.8	<u>46.792</u>	<u>93.3</u>	52.742	<u>151.3</u>	181.5	2:26.509		12	46.128	137.6	47.980	92.2	52.776	148.8	177.6	2:26.884	
4	46.647	139.9	47.358	87.4	52.627	148.8	178.8	2:26.632		13	47.258	132.5	48.225	90.3	52.376	142.3	170.6	2:27.859	



Caterham Racing Weekend

Autódromo Internacional do Algarve

Group 1 + MINI
4 - 7 April 2024
Laps and Sector Times - RACE 2
Autodromo Internacional Algarve - 4652mtr.

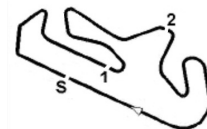
5	47.721	137.1	47.422	83.8	52.590	146.9	175.0	2:27.733	14	46.647	139.9	47.611	88.7	52.336	145.7	172.0	2:26.594
6	46.790	<u>144.6</u>	48.273	88.6	52.823	144.6	172.5	2:27.886	15	47.774	132.7	48.153	84.5	53.039	144.6	170.9	2:28.966
7	46.843	134.2	48.000	88.6	Pit In	144.0	171.2	2:38.871	16	46.824	139.4	48.106	85.8	53.143	144.0	172.5	2:28.073
8	Pit Out	135.7	47.704	87.2	52.898			3:51.155	17	47.445	141.9	47.599	83.2	52.876	144.0	171.2	2:27.920
9	47.217	136.0	47.619	88.8	52.698	144.6	170.9	2:27.534	18								

525 GRACA-MELO										VW Golf GTI									
lap	Sect-1	Speed	Sect-2	Speed	Sect-3	Speed	TopSpeed	laptime	pit	lap	Sect-1	Speed	Sect-2	Speed	Sect-3	Speed	Topspeed	laptime	pit
1			46.377	90.2	51.574		156.5	2:23.803		10	47.686		47.129	93.3	52.740	143.4	166.7	2:27.555	
2	45.134		45.769	100.9	51.556	<u>153.8</u>	<u>182.4</u>	2:22.459		11	47.607		46.883	93.5	52.952	142.9	168.0	2:27.442	
3	45.361		45.175	103.1	51.645	150.0	174.5	<u>2:22.181</u>		12	46.137		46.573	101.2	53.371	144.0	166.9	2:26.081	
4	<u>44.933</u>		46.331	101.9	<u>51.130</u>	150.0	174.2	2:22.394		13	46.607		46.139	97.0	51.967	141.2	165.1	2:24.713	
5	45.445		45.378	96.1	51.604	150.0	173.6	2:22.427		14	46.661		46.403	99.2	51.725	146.3	168.5	2:24.789	
6	45.856		45.877	<u>106.7</u>	52.542	146.3	169.5	2:24.275		15	46.038		46.228	92.3	51.989	146.9	169.0	2:24.255	
7	45.828		<u>45.078</u>	106.5	52.110	144.6	168.2	2:23.016		16	47.147		46.702	91.3	51.956	142.9	165.9	2:25.805	
8	46.316		45.830	106.2	Pit In	146.9	169.5	2:30.341		17	46.738		46.661	94.5	52.401	144.6	168.0	2:25.800	
9	Pit Out		47.390	95.7	53.642			4:00.127		18									

533 Rui RIBEIRO										Ford Escort RS2000									
lap	Sect-1	Speed	Sect-2	Speed	Sect-3	Speed	TopSpeed	laptime	pit	lap	Sect-1	Speed	Sect-2	Speed	Sect-3	Speed	Topspeed	laptime	pit
1			43.252	105.0	48.692		165.1	2:11.090		10	Pit Out		43.374	94.0	48.606			3:38.606	
2	42.381		<u>42.516</u>	95.2	<u>48.366</u>	162.2	193.2	<u>2:13.263</u>		11	42.779		43.314	88.2	49.270	162.9	193.2	2:15.363	
3	42.135		42.603	96.9	48.578	<u>165.1</u>	<u>195.7</u>	2:13.316		12	42.748		43.201	100.1	49.422	160.7	191.8	2:15.371	
4	42.126		42.906	92.5	48.510	<u>163.6</u>	194.2	2:13.542		13	42.667		43.885	97.1	49.335	162.9	193.2	2:15.887	
5	<u>41.960</u>		42.777	96.1	48.528	163.6	194.6	2:13.265		14	42.549		44.013	88.5	49.250	164.4	193.5	2:15.812	
6	42.187		42.956	<u>107.1</u>	49.312	164.4	194.9	2:14.455		15	42.638		43.165	93.0	49.259	162.9	192.2	2:15.062	
7	42.349		43.226	96.7	49.324	164.4	193.9	2:14.899		16	42.625		43.394	90.9	50.010	163.6	193.5	2:16.029	
8	43.254	138.1	43.507	100.1	48.926	160.7	192.2	2:15.687		17	43.613	<u>140.6</u>	43.571	98.7	49.065	162.2	192.2	2:16.249	
9	42.574		43.310	98.1	Pit In	161.4	192.9	2:21.689		18	43.040		43.975	97.0	49.108	164.4	194.6	2:16.123	

539 SARDO-PAULO										Porsche 924									
lap	Sect-1	Speed	Sect-2	Speed	Sect-3	Speed	TopSpeed	laptime	pit	lap	Sect-1	Speed	Sect-2	Speed	Sect-3	Speed	Topspeed	laptime	pit
1			49.025		53.875		158.1	2:31.543		9	48.023		50.302		56.332	142.3	170.3	2:34.657	
2	47.399		48.041		53.034	146.3		<u>2:28.474</u>		10	49.846		50.306		54.900	140.6		2:35.052	
3	48.041		48.146		53.239	<u>148.1</u>		2:29.426		11	49.086		49.259		55.835	142.9	169.0	2:34.180	
4	47.742		48.321		<u>52.995</u>	145.2	<u>174.5</u>	2:29.058		12	48.698		49.959		54.660	141.2		2:33.317	
5	<u>47.203</u>		48.174		53.114	145.7	173.1	2:28.491		13	48.052		48.611		54.879	142.9		2:31.542	
6	47.929		48.428		53.070	145.7		2:29.427		14	48.235		48.966		54.110	140.1		2:31.311	
7	47.515		<u>47.959</u>		Pit In	144.0		2:36.984		15	47.516		49.188		54.922	146.3	171.7	2:31.626	
8	Pit Out		50.932		54.665			4:14.720		16	47.978		49.522		55.398	143.4		2:32.898	

542 IMPARATO-IMPARATO										BMW 325 i (E30)									
lap	Sect-1	Speed	Sect-2	Speed	Sect-3	Speed	TopSpeed	laptime	pit	lap	Sect-1	Speed	Sect-2	Speed	Sect-3	Speed	Topspeed	laptime	pit
1	<u>40.562</u>		48.267	86.3	52.335		161.2	2:27.964		10	45.404		46.559	97.5	52.665	149.4	180.0	2:24.628	
2	45.764		46.598	91.7	51.754	155.8	<u>188.8</u>	2:24.116		11	46.235		45.960	94.8	51.433	148.8	178.8	2:23.628	
3	44.618		45.604	87.2	51.392	156.5	188.5	2:21.614		12	45.630		45.927	100.3	51.242	150.6	180.6	2:22.799	
4	45.281		45.843	87.8	51.418	<u>157.2</u>	<u>188.8</u>	2:22.542		13	46.105		46.751	96.6	51.845	150.6	180.6	2:24.701	
5	44.602		45.937	87.4	<u>50.867</u>	155.8	185.9	<u>2:21.406</u>		14	44.794		<u>45.558</u>	99.4	51.634	152.5	183.7	2:21.986	
6	44.520		46.493	87.2	51.621	155.8	186.2	2:22.634		15	45.392		46.063	94.5	52.124	151.9	180.9	2:23.579	
7	44.120		46.681	87.0	Pit In	<u>157.2</u>	185.6	2:28.195		16	44.887		45.719	93.2	50.981	154.5	183.7	2:21.587	
8	Pit Out	<u>132.8</u>	46.499	97.2	51.692			3:51.141		17	45.207		46.670	<u>100.4</u>	53.242	149.4	183.7	2:25.119	



Caterham Racing Weekend

Autódromo Internacional do Algarve

Group 1 + MINI

4 - 7 April 2024

Laps and Sector Times - RACE 2

Autodromo Internacional Algarve - 4652mtr.

9	45.916	46.416	97.5	51.465	148.8	179.1	2:23.797	18											
---	--------	--------	------	--------	-------	-------	----------	----	--	--	--	--	--	--	--	--	--	--	--

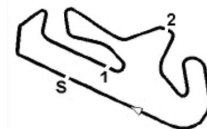
549 GOMES-AFOITO										Ford Escort RS2000									
lap	Sect-1	Speed	Sect-2	Speed	Sect-3	Speed	TopSpeed	laptime	pit	lap	Sect-1	Speed	Sect-2	Speed	Sect-3	Speed	Topspeed	laptime	pit
1			46.224	92.5	51.811		160.0	2:20.686		10	44.418		<u>43.156</u>	98.5	<u>49.274</u>	158.6	187.8	<u>2:16.848</u>	
2	45.096		45.876	88.2	52.223	159.3	190.1	2:23.195		11	43.497		44.241	100.6	50.227	<u>164.4</u>	<u>191.2</u>	2:17.965	
3	45.801		45.118	90.6	51.237	157.9	188.5	2:22.156		12	43.779		44.017	95.1	50.138	160.0	189.5	2:17.934	
4	44.166		45.371	92.5	51.352	160.7	190.5	2:20.889		13	43.685		44.633	93.5	49.855	160.0	188.5	2:18.173	
5	44.609		45.009	96.1	51.483	158.6	189.5	2:21.101		14	44.867		44.391	94.7	50.395	161.4	185.9	2:19.653	
6	44.482		45.914	96.3	50.995	157.2	185.6	2:21.391		15	43.625		43.715	<u>101.1</u>	49.860	161.4	185.6	2:17.200	
7	44.411		44.940	96.3	52.613	156.5	186.2	2:21.964		16	44.152		43.549	93.5	50.285	160.7	190.5	2:17.986	
8	44.586		45.030	89.3	Pit In	156.5	185.2	<u>2:28.523</u>		17	43.435		43.471	93.3	50.135	160.0	189.5	2:17.041	
9	Pit Out		44.519	94.7	50.591			<u>3:48.847</u>		18	<u>43.091</u>		43.671	94.6	50.456	160.0	186.9	2:17.218	

551 Mário NETO										Ford Escort RS2000									
lap	Sect-1	Speed	Sect-2	Speed	Sect-3	Speed	TopSpeed	laptime	pit	lap	Sect-1	Speed	Sect-2	Speed	Sect-3	Speed	Topspeed	laptime	pit
1		132.5	46.515	86.6	50.825		167.7	2:21.144		10	44.015	131.4	44.209	91.6	51.054	161.4	194.2	2:19.278	
2	43.816	133.0	45.005	86.6	50.726	<u>165.9</u>	<u>201.5</u>	2:19.547		11	43.541	136.9	43.925	93.6	Pit In	161.4	195.3	<u>2:28.743</u>	
3	43.581	132.8	45.353	83.9	50.684	164.4	198.2	2:19.618		12	Pit Out	124.9	44.923	96.4	51.136			<u>3:48.402</u>	
4	43.509	131.7	44.582	91.3	50.674	161.4	198.5	2:18.765		13	44.071	133.8	44.042	93.1	51.785	162.9	195.3	2:19.898	
5	43.628	131.7	44.363	92.5	<u>50.200</u>	162.2	195.3	2:18.191		14	43.713	134.8	44.701	98.5	50.639	159.3	192.9	2:19.053	
6	44.149	136.0	44.025	<u>109.0</u>	51.459	162.9	195.7	2:19.633		15	43.893	<u>138.3</u>	44.251	90.1	51.397	161.4	193.2	2:19.541	
7	44.835	130.1	44.542	90.6	50.684	165.1	193.5	2:20.061		16	44.559	131.9	45.833	97.0	51.412	162.9	194.6	2:21.804	
8	43.767	133.3	45.544	88.6	50.720	162.9	194.9	2:20.031		17	45.418	133.2	43.823	99.9	Pit In	160.0	182.4	<u>2:31.603</u>	
9	<u>43.466</u>	135.0	<u>43.756</u>	92.0	50.912	161.4	193.9	<u>2:18.134</u>		18									

552 João FEDOROWICZ										Porsche 928									
lap	Sect-1	Speed	Sect-2	Speed	Sect-3	Speed	TopSpeed	laptime	pit	lap	Sect-1	Speed	Sect-2	Speed	Sect-3	Speed	Topspeed	laptime	pit
1		133.2	45.270	90.1	51.471		168.2	2:17.848		6	Pit Out	131.9	47.137	90.7	53.199			<u>4:22.934</u>	
2	44.383	134.8	<u>44.961</u>	96.4	52.060	166.7	203.8	2:21.404		7	47.194	134.8	48.326	<u>99.2</u>	Pit In	148.1	173.1	2:42.448	
3	<u>43.658</u>	<u>138.6</u>	45.751	90.1	<u>51.374</u>	<u>170.6</u>	<u>204.9</u>	<u>2:20.783</u>		8	Pit Out	134.3	48.142	87.1	Pit In			7:06.997	
4	44.757	<u>138.6</u>	46.196	89.9	51.626	158.6	193.2	2:22.579		9	Pit Out	138.1	48.588	82.9	Pit In			8:27.388	
5	45.602	135.0	46.736	96.4	Pit In	153.2	182.7	<u>2:34.676</u>		10									

553 RI BEIRO-CORREIA										Porsche 924									
lap	Sect-1	Speed	Sect-2	Speed	Sect-3	Speed	TopSpeed	laptime	pit	lap	Sect-1	Speed	Sect-2	Speed	Sect-3	Speed	Topspeed	laptime	pit
1		131.7	48.259	87.0	54.009		157.2	2:32.611		10	<u>46.550</u>	<u>138.3</u>	47.377	96.3	53.022	149.4	179.1	<u>2:26.949</u>	
2	48.113	134.7	48.008	90.3	53.294	149.4	<u>179.4</u>	2:29.415		11	46.908	131.7	47.088	96.7	53.130	149.4	177.0	2:27.126	
3	47.795	131.1	48.048	89.9	53.182	<u>151.3</u>	177.9	2:29.025		12	47.605	132.7	47.186	93.4	53.005	148.1	175.9	2:27.796	
4	48.028	132.0	48.077	90.6	53.254	150.6	177.3	2:29.359		13	47.021	136.4	<u>46.805</u>	92.2	54.377	148.1	176.2	2:28.203	
5	47.739	<u>138.3</u>	47.943	92.9	53.938	<u>151.3</u>	174.5	2:29.620		14	47.084	129.8	47.931	95.1	53.018	148.1	176.2	2:28.033	
6	47.759	134.7	47.633	90.8	53.447	146.9	174.8	2:28.839		15	47.583	133.5	47.201	95.7	53.274	148.8	174.2	2:28.058	
7	48.687	135.3	47.761	92.6	53.292	150.0	174.8	2:29.740		16	47.658	132.7	49.038	<u>97.2</u>	53.406	148.8	177.3	2:30.102	
8	48.343	135.0	48.133	86.2	Pit In	148.1	174.2	<u>2:38.376</u>		17	48.310	130.9	48.497	95.3	53.728	148.8	176.2	2:30.535	
9	Pit Out	133.7	48.823	91.3	<u>52.844</u>			<u>3:55.622</u>		18									

565 SANTA-BARBARA-MATOS										Datsun 1200									
lap	Sect-1	Speed	Sect-2	Speed	Sect-3	Speed	TopSpeed	laptime	pit	lap	Sect-1	Speed	Sect-2	Speed	Sect-3	Speed	Topspeed	laptime	pit
1		124.6	51.524	84.4	57.273		135.2	2:44.480		9	52.417	125.9	51.438	94.9	58.111	124.1	141.0	2:41.966	
2	52.683	128.0	51.544	82.9	57.640	<u>128.6</u>	<u>146.9</u>	2:41.867		10	52.066	127.1	51.614	98.8	57.737	125.9	144.0	2:41.417	
3	52.061	124.3	52.636	85.0	57.384	127.7	146.5	2:42.081		11	52.660	122.0	51.887	94.2	58.152	122.9	139.5	2:42.699	
4	<u>51.447</u>	126.2	<u>51.171</u>	86.5	<u>56.704</u>	126.3	144.8	<u>2:39.322</u>		12	52.828	121.8	51.957	89.9	57.695	123.7	141.2	2:42.480	



Caterham Racing Weekend

Autódromo Internacional do Algarve

Group 1 + MINI

4 - 7 April 2024

Laps and Sector Times - RACE 2

Autodromo Internacional Algarve - 4652mtr.

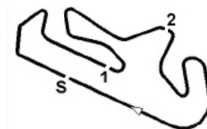
5	52.174	<u>131.1</u>	51.714	92.3	56.835	125.0	142.5	2:40.723	13	53.209	123.3	52.382	92.5	57.226	122.9	138.5	2:42.817
6	51.769	130.9	51.609	97.7	Pit In	127.2	143.2	2:45.012	14	52.780	<u>131.1</u>	51.357	<u>100.0</u>	58.100	123.3	140.4	2:42.237
7	Pit Out	127.8	51.357	90.9	57.678			4:02.308	15	54.144	124.7	51.851	94.3	57.528	121.6	142.9	2:43.523
8	52.787	124.7	51.804	94.3	57.085	121.6	138.3	2:41.676	16								

567 Alberto XAVIER										Datsun 1200									
lap	Sect-1	Speed	Sect-2	Speed	Sect-3	Speed	TopSpeed	laptime	pit	lap	Sect-1	Speed	Sect-2	Speed	Sect-3	Speed	Topspeed	laptime	pit
1			52.960		57.251		137.9	2:42.734		9	<u>51.947</u>		51.843		Pit In	<u>126.8</u>	<u>144.2</u>	2:45.863	
2	54.963		51.874		Pit In	125.4	143.2	2:50.614		10	Pit Out		51.349		57.993			4:12.577	
3	Pit Out		51.853		57.272			3:08.738		11	52.775		51.228		56.967	125.0	143.0	2:40.970	
4	52.818		52.513		56.843	125.9	143.0	2:42.174		12	52.585		51.605		<u>56.668</u>	125.9	143.6	2:40.858	
5	52.588		53.161		57.034	125.9	142.5	2:42.783		13	52.254		51.797	95.1	57.671	125.0	141.5	2:41.722	
6	54.248		52.894		57.437	125.0	141.9	2:44.579		14	52.009		52.774	<u>101.9</u>	58.152	<u>126.8</u>	142.5	2:42.935	
7	52.082		<u>51.030</u>		57.594	126.3	142.3	<u>2:40.706</u>		15	52.859		59.548		57.672	114.6	137.6	2:50.079	
8	52.686		51.122		57.231	124.6	141.5	2:41.039		16									

569 Francisco MARRAO										Datsun 1200									
lap	Sect-1	Speed	Sect-2	Speed	Sect-3	Speed	TopSpeed	laptime	pit	lap	Sect-1	Speed	Sect-2	Speed	Sect-3	Speed	Topspeed	laptime	pit
1		130.9	53.351	99.5	57.078		138.3	2:44.824		9	Pit Out	126.3	<u>50.806</u>	<u>100.3</u>	56.841			3:59.800	
2	52.000	130.1	51.276	89.0	56.733	<u>129.5</u>	149.0	2:40.009		10	51.259	131.5	51.325	90.3	57.223	127.7	<u>150.2</u>	2:39.807	
3	<u>51.057</u>	129.5	51.609	97.6	57.469	128.6	146.3	2:40.135		11	51.793	130.8	51.429	98.5	57.300	124.6	144.2	2:40.522	
4	51.672	129.3	51.555	91.6	58.106	125.4	149.4	2:41.333		12	52.579	130.6	51.404	92.1	56.965	118.8	141.9	2:40.948	
5	52.082	131.1	51.262	95.7	56.876	113.6	138.8	2:40.220		13	52.525	129.8	52.038	96.9	57.643	118.8	141.9	2:42.206	
6	51.496	130.1	50.994	100.2	56.962	126.3	146.1	<u>2:39.452</u>		14	52.359	123.6	52.062	94.9	56.826	113.6	140.1	2:41.247	
7	51.954	129.3	51.600	93.9	<u>56.684</u>	122.0	141.4	2:40.238		15	52.191	<u>132.5</u>	51.584	97.9	57.337	111.5	135.5	2:41.112	
8	52.146	129.3	51.583	93.0	Pit In	124.1	140.8	2:47.686		16									

573 PINHEIRO-VIEIRA										Jaguar XJ-S V12									
lap	Sect-1	Speed	Sect-2	Speed	Sect-3	Speed	TopSpeed	laptime	pit	lap	Sect-1	Speed	Sect-2	Speed	Sect-3	Speed	Topspeed	laptime	pit
1		123.9	47.178	96.8	49.981		155.4	2:21.371		10	Pit Out	121.1	46.893	103.7	51.214			4:14.487	
2	44.579	120.7	46.169	89.9	50.084	<u>169.8</u>	178.8	2:20.832		11	44.075	133.3	45.033	100.9	50.830	166.7	186.5	2:19.938	
3	44.032	122.0	44.928	94.1	49.769	167.4	185.6	2:18.729		12	44.664	127.1	45.874	103.6	51.689	165.1	192.2	2:22.227	
4	44.363	120.8	44.908	94.6	49.720	169.0	179.7	2:18.991		13	44.293	136.5	45.023	<u>106.7</u>	50.444	164.4	189.5	2:19.760	
5	44.490	125.6	44.263	95.4	49.563	169.0	186.9	2:18.316		14	44.489	140.3	44.957	105.2	50.120	165.9	195.7	2:19.566	
6	43.628	127.5	44.322	99.4	50.291	168.2	189.5	2:18.241		15	44.589	137.1	45.994	100.4	50.583	168.2	187.5	2:21.166	
7	44.283	133.3	<u>44.054</u>	95.6	49.639	169.0	190.5	<u>2:17.976</u>		16	43.960	<u>140.6</u>	45.773	93.8	49.585	167.4	190.8	2:19.318	
8	43.909	126.2	45.277	95.4	<u>49.555</u>	167.4	186.9	2:18.741		17	45.363	125.7	44.503	102.5	51.664	167.4	<u>196.7</u>	2:21.530	
9	<u>43.603</u>	134.8	44.627	89.7	Pit In	167.4	183.1	2:27.392		18									

575 FINOT-TAVARES										BMW 325 i (E30)									
lap	Sect-1	Speed	Sect-2	Speed	Sect-3	Speed	TopSpeed	laptime	pit	lap	Sect-1	Speed	Sect-2	Speed	Sect-3	Speed	Topspeed	laptime	pit
1		132.8	47.436	89.7	53.002		161.2	2:26.016		10	Pit Out	123.1	46.664	94.7	51.976			4:00.874	
2	46.080	<u>150.2</u>	46.575	92.7	52.204	152.5	184.6	2:24.859		11	45.400	134.2	46.395	95.1	53.214	153.8	182.7	2:25.009	
3	45.030	139.7	45.712	86.6	52.238	156.5	186.5	2:22.980		12	45.320	137.2	45.835	<u>100.7</u>	51.688	153.8	185.2	2:22.843	
4	45.786	139.7	45.917	84.4	51.767	155.2	<u>191.2</u>	2:23.470		13	44.846	139.5	46.065	87.3	51.501	156.5	184.3	2:22.412	
5	<u>44.778</u>	135.2	45.714	84.2	51.571	<u>157.9</u>	187.2	<u>2:22.063</u>		14	45.589	129.3	46.755	86.3	51.751	155.8	183.7	2:24.095	
6	45.465	146.1	45.779	84.2	51.794	155.8	176.8	2:23.038		15	45.991	129.7	46.504	87.6	Pit In	155.2	183.1	2:32.360	
7	45.628	136.5	46.261	88.8	53.112	155.8	184.9	2:25.001		16	Pit Out	139.5	46.380	87.0	<u>51.210</u>			2:46.039	
8	45.354	143.2	46.180	85.3	52.137	151.9	181.8	2:23.671		17	45.172	145.2	<u>45.450</u>	93.2	52.025	155.2	184.0	2:22.647	
9	46.051	131.5	46.409	80.5	Pit In	153.2	181.2	2:32.882		18									



Caterham Racing Weekend

Autódromo Internacional do Algarve

Group 1 + MINI

4 - 7 April 2024

Laps and Sector Times - RACE 2

Autodromo Internacional Algarve - 4652mtr.

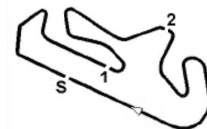
577 Vasco SAMPAIO										Datsun 1200										
lap	Sect-1	Speed	Sect-2	Speed	Sect-3	Speed	TopSpeed	laptime	pit	lap	Sect-1	Speed	Sect-2	Speed	Sect-3	Speed	Topspeed	laptime	pit	
1	57.454	118.3	54.565	<u>97.4</u>	1:00.379	97.3	126.9	2:53.241		8	Pit Out	117.0	54.443	91.8	1:00.547				4:20.678	
2	55.457	107.5	54.983	88.9	1:00.326	115.8	<u>134.0</u>	2:50.766		9	<u>55.177</u>	118.3	55.011	90.5	1:00.557	116.1	130.8	2:50.745		
3	56.449	114.8	54.457	89.9	1:00.491	113.9	129.3	2:51.397		10	57.240	116.3	54.929	84.8	1:00.219	114.3	128.9	2:52.388		
4	56.079	118.7	56.807	88.7	<u>59.656</u>	114.3	130.3	2:52.542		11	56.528	<u>120.3</u>	54.386	89.5	1:00.605	114.6	128.3	2:51.519		
5	56.305	117.3	55.046	84.8	1:00.570	115.0	130.1	2:51.921		12	55.385	118.9	54.809	89.9	1:00.224	<u>116.9</u>	130.9	2:50.418		
6	55.471	116.4	54.456	87.4	1:00.765	116.5	131.7	2:50.692		13	56.376	116.9	54.746	86.4	1:00.483	115.0	129.3	2:51.605		
7	55.828	118.4	<u>54.174</u>	90.3	Pit In	113.2	128.7	<u>2:55.220</u>		14	55.874	118.2	54.303	95.2	1:00.133	113.2	127.7	<u>2:50.310</u>		

584 Armindo FERREIRA										Datsun 1200										
lap	Sect-1	Speed	Sect-2	Speed	Sect-3	Speed	TopSpeed	laptime	pit	lap	Sect-1	Speed	Sect-2	Speed	Sect-3	Speed	Topspeed	laptime	pit	
1			53.145		57.141		139.9	2:43.142		9	<u>51.124</u>		51.144		56.707	<u>130.0</u>	148.1	2:38.975		
2	52.001		52.586		58.280	129.5	<u>149.4</u>	2:42.867		10	52.286		51.550		57.294	128.1	145.9	2:41.130		
3	51.360		52.582		57.108	126.3	145.0	2:41.050		11	51.405		52.587		56.835	127.2	144.0	2:40.827		
4	51.347		50.918	<u>89.9</u>	56.621	125.9	147.9	<u>2:38.886</u>		12	52.183		52.328		<u>56.275</u>	126.8	142.7	2:40.786		
5	51.336		51.092		56.895	126.8	145.6	2:39.323		13	51.803		53.457		57.171	128.6	143.2	2:42.431		
6	51.718		<u>50.812</u>	87.6	56.438	128.1	148.4	2:38.968		14	51.875		51.969		56.534	127.2	141.2	2:40.378		
7	51.700		52.312		Pit In	127.2	145.9	<u>2:45.622</u>		15	51.877				57.860	126.3	141.9	2:42.506		
8	Pit Out		52.478	85.2	57.193			<u>4:03.129</u>		16										

585 REIS-CARVALHOSA										Porsche 924										
lap	Sect-1	Speed	Sect-2	Speed	Sect-3	Speed	TopSpeed	laptime	pit	lap	Sect-1	Speed	Sect-2	Speed	Sect-3	Speed	Topspeed	laptime	pit	
1		130.4	48.378	84.4	52.514		150.4	2:28.825		10	Pit Out	<u>136.7</u>	47.062	92.8	51.309				4:01.341	
2	46.210	128.6	46.648	87.0	51.499	<u>152.5</u>	<u>184.3</u>	2:24.357		11	45.950	121.3	47.582	94.2	53.114	151.3	179.1	2:26.646		
3	47.176	120.8	46.565	94.5	51.908	<u>152.5</u>	179.1	2:25.649		12	45.635	124.1	46.623	95.8	51.568	149.4	176.5	2:23.826		
4	45.509	129.8	46.193	94.1	52.063	149.4	180.6	2:23.765		13	47.541	131.1	45.948	97.0	51.226	150.6	176.8	2:24.715		
5	45.523	124.3	46.807	104.2	52.866	150.0	179.4	2:25.196		14	46.343	128.1	46.024	99.1	51.187	148.8	176.8	2:23.554		
6	45.656	122.7	46.376	91.8	51.963	150.0	178.5	2:23.995		15	45.781	129.2	46.148	<u>107.1</u>	51.666	150.6	177.9	2:23.595		
7	46.138	115.9	47.069	92.2	54.505	148.1	177.6	2:27.712		16	46.654	128.0	46.179	95.5	<u>50.950</u>	150.6	177.6	2:23.783		
8	46.622	122.3	47.407	90.2	51.722	138.5	170.3	2:25.751		17	<u>45.417</u>	133.8	<u>45.444</u>	97.5	52.307	151.3	178.5	<u>2:23.168</u>		
9	46.907	122.4	48.475	84.2	Pit In	148.8	175.6	<u>2:41.079</u>		18										

587 MENEZES-MELLO BREYNER										VW Golf GTI										
lap	Sect-1	Speed	Sect-2	Speed	Sect-3	Speed	TopSpeed	laptime	pit	lap	Sect-1	Speed	Sect-2	Speed	Sect-3	Speed	Topspeed	laptime	pit	
1			46.958	86.3	51.421		161.2	2:22.238		10	Pit Out		45.316	98.5	51.020				3:46.660	
2	45.288		45.695	88.6	50.853	151.9	179.1	2:21.836		11	45.433		45.291	<u>105.9</u>	51.447	146.3	174.2	2:22.171		
3	45.041		45.984	91.9	50.614	<u>154.5</u>	<u>183.7</u>	2:21.639		12	46.106		45.258	103.3	51.154	148.1	173.6	2:22.518		
4	44.972		45.080	96.3	50.573	151.3	177.6	2:20.625		13	46.024		46.007	89.4	50.877	148.8	170.9	2:22.908		
5	45.576		44.873	102.1	51.696	152.5	177.0	2:22.145		14	45.014		45.298	98.3	51.516	148.1	172.5	2:21.828		
6	<u>44.450</u>		45.591	100.1	51.052	153.8	178.2	2:21.093		15	45.862		45.867	94.4	51.209	148.8	172.2	2:22.938		
7	44.858		<u>44.682</u>	93.8	50.916	152.5	179.1	<u>2:20.456</u>		16	45.510		45.427	88.9	50.922	149.4	172.8	2:21.859		
8	44.939		45.258	94.0	<u>50.416</u>	151.3	174.8	2:20.613		17	48.691				52.480	149.4	172.0	2:28.043		
9	45.604		45.471	90.1	Pit In	149.4	174.8	<u>2:28.008</u>		18										

588 PINTO-PEDRO										VW Golf GTI										
lap	Sect-1	Speed	Sect-2	Speed	Sect-3	Speed	TopSpeed	laptime	pit	lap	Sect-1	Speed	Sect-2	Speed	Sect-3	Speed	Topspeed	laptime	pit	
1			47.429	93.4	51.734		161.0	2:23.582		10	Pit Out		45.718	89.0	51.438				3:46.290	
2	45.574		45.990	91.8	51.249	154.5	180.0	2:22.813		11	45.762		45.811	86.9	52.705	148.8	174.5	2:24.278		
3	<u>44.534</u>		45.077	91.5	<u>51.104</u>	<u>155.8</u>	180.3	<u>2:20.715</u>		12	46.027		46.529	84.0	51.543	148.1	174.8	2:24.099		
4	44.749		45.063	91.7	51.146	153.2	<u>180.9</u>	2:20.958		13	45.769		46.119	86.7	51.630	148.8	174.5	2:23.518		
5	44.685		45.014	96.3	51.637	155.2	180.6	2:21.336		14	45.851		45.981	87.7	51.504	148.8	173.9	2:23.336		



Caterham Racing Weekend

Autódromo Internacional do Algarve

Group 1 + MINI
4 - 7 April 2024
Laps and Sector Times - RACE 2
Autodromo Internacional Algarve - 4652mtr.

6	44.986	45.528	<u>98.6</u>	51.534	151.9	180.6	2:22.048	15	46.076	46.493	87.3	51.790	148.8	176.5	2:24.359
7	45.032	<u>44.795</u>	93.3	51.263	152.5	177.0	2:21.090	16	46.002	46.572	88.0	51.925	149.4	174.2	2:24.499
8	44.896	45.045	90.5	51.460	151.3	178.2	2:21.401	17	46.412	47.222	84.4	52.580	147.5	172.8	2:26.214
9	45.226	45.281	93.8	Pit In	150.6	175.0	2:31.610	18							

589 Ricardo MARCELINO									Datsun 1200								
lap	Sect-1	Speed	Sect-2	Speed	Sect-3	Speed	TopSpeed	laptime pit	lap	Sect-1	Speed	Sect-2	Speed	Sect-3	Speed	Topspeed	laptime pit
1	56.243	117.0	52.573	<u>103.8</u>	58.633	96.5	130.8	2:47.662	9	55.421	122.7	53.381	94.3	58.539	118.0	132.2	2:47.341
2	53.617	124.7	52.989	92.7	58.303	118.4	133.7	2:44.909	10	53.843	123.7	52.596	98.6	58.742	118.4	133.5	2:45.181
3	54.086	124.1	52.650	89.1	58.457	<u>119.2</u>	134.0	2:45.193	11	53.933	123.3	<u>52.455</u>	98.5	59.576	118.0	132.5	2:45.964
4	53.959	124.4	54.099	95.5	58.800	118.4	133.7	2:46.858	12	54.108	123.1	52.894	91.1	58.252	115.8	130.3	2:45.254
5	53.883	<u>125.6</u>	52.813	94.5	59.147	118.0	134.5	2:45.843	13	<u>53.403</u>	125.0	53.074	90.9	58.201	118.4	<u>135.7</u>	<u>2:44.678</u>
6	53.955	124.7	53.355	95.2	Pit In	116.5	131.5	2:51.864	14	53.745	125.4	54.269	90.4	59.007	118.0	132.0	2:47.021
7	Pit Out	123.9	52.640	92.5	<u>58.026</u>			4:06.186	15	54.102	121.8	52.954	91.1	59.131	117.3	131.7	2:46.187
8	54.310	122.0	52.661	96.1	58.267	117.6	131.2	2:45.238	16								

590 FERREIRA-GORDO									Datsun 1200								
lap	Sect-1	Speed	Sect-2	Speed	Sect-3	Speed	TopSpeed	laptime pit	lap	Sect-1	Speed	Sect-2	Speed	Sect-3	Speed	Topspeed	laptime pit
1		122.0	52.832	85.8	57.107		135.8	2:43.406	9	51.718	122.2	51.420	91.5	56.959	125.4	141.5	2:40.097
2	51.773	126.0	50.862	84.7	56.715	<u>130.4</u>	<u>151.0</u>	2:39.350	10	51.915	128.4	51.061	88.8	56.552	125.0	141.9	2:39.528
3	51.499	124.3	51.125	81.1	56.761	124.1	140.8	2:39.385	11	<u>51.322</u>	123.0	51.038	94.6	56.763	127.7	143.8	2:39.123
4	51.761	128.9	51.287	82.2	56.863	125.0	142.7	2:39.911	12	51.787	<u>130.6</u>	<u>50.344</u>	90.7	56.538	124.1	141.0	2:38.669
5	51.640	127.4	52.201	87.5	56.647	124.1	140.8	2:40.488	13	51.651	126.6	50.861	91.1	<u>56.400</u>	124.6	142.9	2:38.912
6	52.723	130.3	50.851	84.0	56.680	128.6	147.9	2:40.254	14	51.613	129.2	50.482	<u>95.7</u>	56.517	125.0	140.6	<u>2:38.612</u>
7	52.435	124.4	50.697	88.0	Pit In	124.6	141.2	2:45.208	15	52.534	130.1	50.403	93.6	56.795	124.6	141.0	2:39.732
8	Pit Out	126.5	51.671	86.3	56.495			4:03.572	16	52.017	124.4	51.005	91.4	56.966	124.1	140.4	2:39.988

596 LI MA-LI MA									Ford Escort RS2000								
lap	Sect-1	Speed	Sect-2	Speed	Sect-3	Speed	TopSpeed	laptime pit	lap	Sect-1	Speed	Sect-2	Speed	Sect-3	Speed	Topspeed	laptime pit
1		137.8	43.908	99.9	48.659		162.4	2:11.464	10	43.224	136.5	43.829	94.3	48.636	160.7	191.8	2:15.689
2	42.423	144.8	42.711	96.9	<u>48.410</u>	162.9	194.9	<u>2:13.544</u>	11	42.859	141.9	43.874	97.0	49.078	160.0	190.8	2:15.811
3	<u>42.116</u>	141.5	<u>42.460</u>	<u>103.3</u>	49.380	<u>163.6</u>	<u>196.4</u>	2:13.956	12	42.624	138.1	43.330	91.7	48.884	159.3	191.2	2:14.838
4	42.441	136.0	43.519	97.9	48.783	162.9	194.6	2:14.743	13	42.874	136.7	43.640	99.1	48.957	157.9	190.5	2:15.471
5	42.442	<u>146.5</u>	43.908	92.7	48.994	161.4	193.9	2:15.344	14	42.601	137.9	44.048	95.8	49.088	159.3	190.1	2:15.737
6	43.567	138.1	43.490	94.0	49.504	159.3	192.5	2:16.561	15	43.974	137.1	43.927	98.6	49.322	157.2	192.2	2:17.223
7	44.979	138.8	43.343	96.6	Pit In	160.7	192.5	2:23.248	16	42.752	141.2	43.307	92.9	48.584	158.6	190.1	2:14.643
8	Pit Out	141.7	43.423	94.3	48.785			3:37.328	17	42.693	140.3	43.668	95.7	49.108	160.0	190.5	2:15.469
9	42.861	139.9	43.532	94.8	48.908	162.2	194.6	2:15.301	18	43.064	137.1	44.461	93.7	48.766	159.3	190.5	2:16.291