

## Caterham Racing Weekend

### Autódromo Internacional do Algarve

Group 1 + MINI

4 - 7 April 2024

Laps and Sector Times - QUALIFYING

Autodromo Internacional Algarve - 4652mtr.

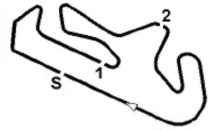
7 PEREIRA-SANTOS										Mini Cooper									
lap	Sect-1	Speed	Sect-2	Speed	Sect-3	Speed	TopSpeed	laptime	pit	lap	Sect-1	Speed	Sect-2	Speed	Sect-3	Speed	Topspeed	laptime	pit
1	Pit Out		1:00.110	76.8	1:02.468			2:55.401		10	51.795		51.479	104.7	57.958	128.1	146.5	2:41.232	
2	53.099		51.980	100.8	56.914	125.9	144.0	2:41.993		11	<u>51.223</u>		52.443	98.8	57.884	130.0	147.7	2:41.550	
3	51.968		51.216	101.0	56.945	126.8	145.0	2:40.129		12	51.579		52.110	93.5	57.857	126.3	146.5	2:41.546	
4	51.968		51.537	102.4	57.057	128.6	145.6	2:40.562		13	52.134		51.802	94.3	57.522	124.1	141.9	2:41.458	
5	52.369		<u>50.930</u>	102.9	1:08.070	127.2	145.2	2:51.369		14	51.751		51.620	98.0	57.425	125.4	143.4	2:40.796	
6	1:02.296		54.223	92.8	59.834	78.8	98.1	2:56.353		15	51.697		52.370	84.1	57.143	124.6	144.6	2:41.210	
7	53.219		52.459	93.3	<u>56.326</u>	109.4	137.1	2:42.004		16	51.760		51.261	94.0	56.797	125.9	144.0	<u>2:39.818</u>	
8	51.749		51.905	<u>107.7</u>	Pit In	<u>130.9</u>	<u>147.9</u>	2:51.257		17	51.374		52.176	88.3	57.446	126.8	145.2	2:40.996	
9	Pit Out		53.777	79.6	57.576			4:48.354		18	51.626		51.145	96.4	57.281	126.8	144.8	2:40.052	

55 VELUDO-KNUDSEN										Mini Cooper									
lap	Sect-1	Speed	Sect-2	Speed	Sect-3	Speed	TopSpeed	laptime	pit	lap	Sect-1	Speed	Sect-2	Speed	Sect-3	Speed	Topspeed	laptime	pit
1	Pit Out		52.074		56.556			2:38.941		3	52.406		<u>51.172</u>		56.187	<u>131.4</u>	148.8	<u>2:39.765</u>	
2	<u>50.984</u>		53.898		<u>55.803</u>	129.5		2:40.685		4									

500 PARDALEJO-RUAO										VW Sirocco									
lap	Sect-1	Speed	Sect-2	Speed	Sect-3	Speed	TopSpeed	laptime	pit	lap	Sect-1	Speed	Sect-2	Speed	Sect-3	Speed	Topspeed	laptime	pit
1	Pit Out		48.907	91.3	55.051			2:30.234		7	48.030		47.140	99.2	53.324	137.9	159.1	2:28.494	
2	48.916		47.243	96.5	53.770	133.8	154.7	2:29.929		8	<u>47.344</u>		<u>46.189</u>	99.2	<u>52.694</u>	139.0	160.5	<u>2:26.227</u>	
3	48.358		47.263	95.2	53.375	136.9	157.7	2:28.996		9	47.442		46.754	<u>100.8</u>	54.995	<u>140.1</u>	<u>161.2</u>	2:29.191	
4	48.287		49.564	97.9	53.481	136.9	159.1	2:31.332		10	49.980		47.249	93.2	53.328	139.0	161.0	2:30.557	
5	49.188		51.760	89.8	Pit In	136.4	158.1	2:55.217		11	48.152		46.995	99.8	Pit In	137.9	159.5	<u>2:38.327</u>	
6	Pit Out		47.666	98.9	53.582			7:00.902		12									

501 Ricardo PEREIRA										Ford Escort RS2000									
lap	Sect-1	Speed	Sect-2	Speed	Sect-3	Speed	TopSpeed	laptime	pit	lap	Sect-1	Speed	Sect-2	Speed	Sect-3	Speed	Topspeed	laptime	pit
1	Pit Out	105.4	53.230	86.1	49.896			2:29.668		11	Pit Out	107.8	47.156	83.1	52.034			6:09.904	
2	42.223		42.417	94.7	48.508	163.6	193.9	2:13.148		12	56.730		50.871	81.1	56.336	120.0	93.0	2:43.937	
3	42.115	<u>140.1</u>	42.193	92.9	<u>47.902</u>	164.4	197.1	2:12.210		13	42.954		42.945	91.5	48.096	150.0	191.5	2:13.995	
4	42.638		43.202	<u>99.8</u>	48.394	165.9	199.6	2:14.234		14	42.366		42.253	99.2	48.357	167.4	201.9	2:12.976	
5	42.233		42.186	94.9	48.573	164.4	197.4	2:12.992		15	42.049		42.033	96.2	48.110	165.9	198.9	<u>2:12.192</u>	
6	42.055		42.428	96.6	Pit In	165.9	198.9	2:24.421		16	42.429		42.880	93.8	54.453	167.4	200.4	2:19.762	
7	Pit Out		53.844	77.0	59.619			3:55.227		17	47.059		47.208	90.3	48.723	108.8	145.6	2:22.990	
8	47.655		42.557	96.6	48.285	117.3	127.2	2:18.497		18	<u>41.936</u>		<u>42.010</u>	95.2	48.300	167.4	201.5	2:12.246	
9	42.102		43.142	96.4	48.046	165.1	197.8	2:13.290		19	42.230		45.719	82.3	49.014	<u>168.2</u>	<u>203.4</u>	2:16.963	
10	42.453	<u>140.1</u>	43.304	83.3	Pit In	164.4	198.5	2:23.422		20									

508 Paulo VIEIRA										Ford Escort RS2000									
lap	Sect-1	Speed	Sect-2	Speed	Sect-3	Speed	TopSpeed	laptime	pit	lap	Sect-1	Speed	Sect-2	Speed	Sect-3	Speed	Topspeed	laptime	pit
1	Pit Out		53.200	76.6	58.862			2:45.358		10	43.124		44.936	91.1	Pit In	165.1	200.0	2:26.930	
2	49.513		52.334	83.4	50.944	141.2	167.4	2:32.791		11	Pit Out		47.839	88.5	51.551			5:28.272	
3	41.857		43.047	92.8	48.454	165.1	198.5	2:13.358		12	42.673		42.849	90.3	48.290	158.6	194.9	2:13.812	
4	42.998		43.699	88.3	49.374	167.4	201.5	2:16.071		13	49.153		44.455	88.3	49.770	166.7	201.9	2:23.378	
5	41.847		<u>42.420</u>	93.3	48.460	<u>168.2</u>	203.4	2:12.727		14	41.716		42.982	89.5	48.741	167.4	202.2	2:13.439	
6	44.335		46.959	86.3	Pit In	165.9	200.4	2:41.797		15	41.704		42.571	<u>94.1</u>	<u>48.169</u>	165.1	200.4	<u>2:12.444</u>	
7	Pit Out		43.954	94.0	49.094			6:13.673		16	42.700		46.446	92.5	49.164	167.4	203.4	2:18.310	
8	42.252		43.185	93.4	48.427	166.7	200.0	2:13.864		17	<u>41.615</u>		42.543	93.7	48.311	<u>168.2</u>	201.9	2:12.469	
9	41.733		42.760	90.8	48.692	167.4	200.7	2:13.185		18	42.050		45.445	86.0	49.446	167.4	201.9	2:16.941	



## Caterham Racing Weekend

### Autódromo Internacional do Algarve

Group 1 + MINI

4 - 7 April 2024

Laps and Sector Times - QUALIFYING

Autodromo Internacional Algarve - 4652mtr.

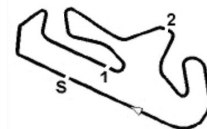
509 CAVACO-ALMEIDA								Porsche 928											
lap	Sect-1	Speed	Sect-2	Speed	Sect-3	Speed	TopSpeed	laptime	pit	lap	Sect-1	Speed	Sect-2	Speed	Sect-3	Speed	Topspeed	laptime	pit
1					48.327			2:16.408		6					49.440			2:16.254	
2					49.310	<u>170.6</u>		2:16.825		7					49.391			2:17.200	
3					<u>48.294</u>			<u>2:14.579</u>		8					50.337			2:16.598	
4					48.748			2:14.675		9					49.218			2:15.090	
5			Pit In		56.466			8:25.109		10					49.491			2:15.040	

515 Veiga LOPES								Ford Escort RS2000											
lap	Sect-1	Speed	Sect-2	Speed	Sect-3	Speed	TopSpeed	laptime	pit	lap	Sect-1	Speed	Sect-2	Speed	Sect-3	Speed	Topspeed	laptime	pit
1	Pit Out		53.530	82.9	Pit In			2:58.264		7	47.460		47.302	<u>94.4</u>	54.806	139.5	172.2	2:29.568	
2	Pit Out		50.597	77.9	Pit In			3:20.792		8	<u>46.510</u>		47.211	83.4	54.696	139.5	174.8	2:28.417	
3	Pit Out		49.651	92.2	58.707			7:50.829		9	46.935		<u>46.556</u>	90.2	<u>54.008</u>	<u>145.2</u>	177.9	<u>2:27.499</u>	
4	53.231		49.428	86.7	1:04.319	121.2	126.8	2:46.978		10	47.310		47.259	93.4	54.419	144.6	<u>178.2</u>	2:28.988	
5	54.746		49.208	86.6	55.293	97.3	129.7	2:39.247		11	47.216		51.047	88.4	Pit In	144.6	174.5	2:50.315	
6	47.741		48.344	86.8	55.411	144.6	173.9	2:31.496		12									

522 VENTURA-CUNHA								Datsun 1200											
lap	Sect-1	Speed	Sect-2	Speed	Sect-3	Speed	TopSpeed	laptime	pit	lap	Sect-1	Speed	Sect-2	Speed	Sect-3	Speed	Topspeed	laptime	pit
1	Pit Out		1:00.532	74.5	1:01.479			2:55.529		10	Pit Out		51.925	84.7	<u>55.847</u>			4:21.873	
2	51.441		50.988	101.4	56.156	127.7	148.4	<u>2:38.585</u>		11	51.250		51.491	90.5	56.426	<u>129.0</u>	148.4	2:39.167	
3	51.728		52.093	<u>105.1</u>	56.431	128.1	146.9	2:40.252		12	51.449		51.760	91.4	56.644	127.7	147.7	2:39.853	
4	52.143		50.491	93.3	56.385	126.8	147.7	2:39.019		13	51.480		51.037	99.2	56.440	126.3	145.6	2:38.957	
5	51.556		<u>50.405</u>	101.0	1:01.606	<u>129.0</u>	149.2	2:43.567		14	51.706		51.629	86.2	56.416	126.3	146.5	2:39.751	
6	59.761		54.567	89.6	59.518	116.1	97.3	2:53.846		15	51.801		58.031	93.3	56.199	125.9	146.5	2:46.031	
7	53.660		51.024	101.2	56.658	108.8	137.9	2:41.342		16	52.369		50.960	92.5	56.132	128.1	149.2	2:39.461	
8	<u>50.945</u>		53.616	104.5	57.049	126.3	147.1	2:41.610		17	51.197		51.546	87.6	56.251	<u>129.0</u>	<u>150.0</u>	2:38.994	
9	51.936		51.687	96.9	Pit In	127.7	146.7	<u>2:50.174</u>		18	51.204		50.512	94.9	1:10.506	127.2	147.3	2:52.222	

523 GOMES-PI MENTA								Ford Escort RS2000											
lap	Sect-1	Speed	Sect-2	Speed	Sect-3	Speed	TopSpeed	laptime	pit	lap	Sect-1	Speed	Sect-2	Speed	Sect-3	Speed	Topspeed	laptime	pit
1	Pit Out		52.121	75.5	56.043			2:40.566		10	43.294		44.691	99.3	49.508	163.6	194.6	2:17.493	
2	44.332		44.576	88.1	51.241	157.9	192.5	2:20.149		11	43.057		43.456	97.8	49.679	161.4	194.2	2:16.192	
3	43.457		43.940	100.3	50.476	159.3	192.5	2:17.873		12	42.653		43.294	99.3	<u>48.913</u>	162.9	193.9	2:14.860	
4	43.515		44.451	87.4	50.038	162.2	194.9	2:18.004		13	<u>42.365</u>		43.158	86.5	49.095	<u>165.1</u>	<u>197.8</u>	<u>2:14.618</u>	
5	43.029		44.409	90.3	50.651	162.2	194.6	2:18.089		14	43.267		43.388	102.5	49.251	163.6	195.7	2:15.906	
6	44.864		44.276	97.6	1:05.569	162.9	195.3	2:34.709		15	42.655		43.612	96.5	49.704	163.6	195.7	2:15.971	
7	1:02.358		53.890	84.7	Pit In	89.6	106.2	3:03.839		16	42.685		43.593	96.0	49.249	162.9	196.0	2:15.527	
8	Pit Out		46.862	93.2	50.567			3:50.633		17	43.248		<u>42.985</u>	96.2	Pit In	160.7	193.9	2:23.457	
9	43.258		45.192	<u>109.2</u>	51.381	162.2	194.6	2:19.831		18									

524 Rui CARVALHO								Porsche 924											
lap	Sect-1	Speed	Sect-2	Speed	Sect-3	Speed	TopSpeed	laptime	pit	lap	Sect-1	Speed	Sect-2	Speed	Sect-3	Speed	Topspeed	laptime	pit
1	Pit Out		54.229	78.7	55.310			2:43.418		10	55.400		58.182	76.9	1:00.133	146.3	128.6	2:53.715	
2	48.548		51.353	75.5	54.836	141.2	158.8	2:34.737		11	52.862		50.329	82.1	54.172	120.8	125.4	2:37.363	
3	46.987		49.496	89.0	52.300	146.3	177.0	2:28.783		12	46.832		47.586	86.7	52.627	141.7	171.4	2:27.045	
4	52.406		56.634	78.1	1:04.113	146.9	<u>177.6</u>	2:53.153		13	46.677		47.709	92.4	53.774	144.6	172.5	2:28.160	
5	55.674		50.555	88.2	53.400	122.9	129.8	2:39.629		14	56.353		59.942	74.7	Pit In	142.9	141.5	3:14.802	
6	59.644		56.572	72.6	1:02.594	143.4	127.2	2:58.810		15	Pit Out		48.231	87.3	53.132			4:46.253	
7	1:02.616		53.357	85.5	53.180	110.8	115.4	2:49.153		16	46.862		47.253	<u>96.7</u>	57.756	145.2	172.0	2:31.871	
8	46.943		47.772	90.6	52.723	144.6	172.2	2:27.438		17	<u>46.534</u>		<u>47.052</u>	93.5	<u>52.157</u>	145.7	175.3	<u>2:25.743</u>	
9	46.626		47.325	87.6	52.225	146.9	175.6	2:26.176		18									



## Caterham Racing Weekend

### Autódromo Internacional do Algarve

Group 1 + MINI

4 - 7 April 2024

Laps and Sector Times - QUALIFYING

Autodromo Internacional Algarve - 4652mtr.

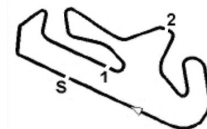
525 GRACA-MELO										VW Golf GTI											
lap	Sect-1	Speed	Sect-2	Speed	Sect-3	Speed	TopSpeed	laptime	pit	lap	Sect-1	Speed	Sect-2	Speed	Sect-3	Speed	Topspeed	laptime	pit		
1	Pit Out		53.756		58.126			2:45.386		11	Pit Out				52.855				4:57.834		
2	49.933		50.137		54.347	139.0		2:34.417		12					52.027	141.2			2:25.276		
3					53.236	144.0		2:29.267		13	46.822		<u>46.048</u>		52.100	143.4			<u>2:24.970</u>		
4	46.948		48.527		53.135	141.7		2:28.610		14	51.926		54.380		1:02.891	142.3	<u>169.0</u>		2:49.197		
5	<u>46.512</u>		47.193		52.121	<u>146.9</u>		2:25.826		15	58.195		55.362		53.905	112.9	117.0		2:47.462		
6					1:04.828	140.1		2:55.988		16	46.920		46.274		<u>51.904</u>	142.3			2:25.098		
7					52.836	120.4		2:32.905		17					52.277	145.7			2:25.672		
8	46.596		47.147		52.579	145.2		2:26.322		18					52.145	142.3	168.2		2:25.682		
9	46.969		46.391		52.234	145.2		2:25.594		19	46.934				46.830		52.749	145.7		2:26.513	
10	47.956		47.179		Pit In	144.0		2:39.543		20											

539 SARDO-PAULO										Porsche 924										
lap	Sect-1	Speed	Sect-2	Speed	Sect-3	Speed	TopSpeed	laptime	pit	lap	Sect-1	Speed	Sect-2	Speed	Sect-3	Speed	Topspeed	laptime	pit	
1	Pit Out		1:04.602		58.726			2:57.852		9	47.814		50.723		53.978	145.7	177.0		2:32.515	
2	49.424		52.085		55.263	140.6	172.0	2:36.772		10	47.307		48.943		Pit In	146.3	179.4		2:39.567	
3	49.313		1:01.148		Pit In	142.3	172.5	2:54.664		11	Pit Out		49.319		54.941				4:17.472	
4	Pit Out		50.476		56.736			3:46.406		12	49.138		49.702		53.847	146.3	178.8		2:32.687	
5	49.953		53.213		Pit In	141.2		2:53.293		13	48.169		49.592		53.537	146.3	176.8		2:31.298	
6	Pit Out		50.414		54.570			4:16.678		14	47.440		47.697		53.543	142.3	175.6		2:28.680	
7	47.907		49.382		54.283	145.7	175.3	2:31.572		15	47.207		48.603		<u>52.458</u>	149.4	180.9		2:28.268	
8	46.972		49.917		53.839	146.9	178.2	2:30.728		16	<u>46.724</u>		47.482		53.261	148.8	180.0		<u>2:27.467</u>	

542 IMPARATO-IMPARATO										BMW 325 i (E30)										
lap	Sect-1	Speed	Sect-2	Speed	Sect-3	Speed	TopSpeed	laptime	pit	lap	Sect-1	Speed	Sect-2	Speed	Sect-3	Speed	Topspeed	laptime	pit	
1	Pit Out		55.400	75.8	58.929			2:47.243		10	45.610		45.621	94.9	52.604	150.6	183.4		2:23.835	
2	46.843		51.306	79.9	55.849	149.4	182.7	2:33.998		11	55.921		46.075	93.8	51.309	151.3	184.0		2:33.305	
3	45.908		47.650	86.3	53.869	151.9	184.0	2:27.427		12	45.681		46.008	88.8	51.361	151.9	184.6		2:23.050	
4	46.597		48.415	83.0	52.901	154.5	186.9	2:27.913		13	45.422		45.747	92.3	<u>51.205</u>	151.9	184.3		2:22.374	
5	45.356		49.167	78.3	53.007	153.8	187.2	2:27.530		14	45.129		45.449	<u>103.6</u>	51.813	153.8	185.2		2:22.391	
6	45.385		50.375	85.2	57.049	155.2	186.5	2:32.809		15	45.141		<u>45.371</u>	98.8	51.347	153.2	186.5		<u>2:21.859</u>	
7	52.965		57.472	79.3	55.507	114.6	159.1	2:45.944		16	45.211		46.236	97.0	51.412	148.8	182.4		2:22.859	
8	<u>44.986</u>		47.443	98.3	Pit In	<u>155.8</u>	<u>187.5</u>	2:37.609		17	45.053		45.846	93.6	52.041	150.6	183.7		2:22.940	
9	Pit Out		46.357	89.6	51.664			5:49.969		18	45.197		45.526	96.3	51.415	153.8	185.6		2:22.138	

549 GOMES-AFOITO										Ford Escort RS2000										
lap	Sect-1	Speed	Sect-2	Speed	Sect-3	Speed	TopSpeed	laptime	pit	lap	Sect-1	Speed	Sect-2	Speed	Sect-3	Speed	Topspeed	laptime	pit	
1	Pit Out		53.127	74.4	54.922			2:40.659		9	45.743		45.175	94.3	51.713	158.6	185.9		2:22.631	
2	43.795		44.889	<u>108.1</u>	50.087	159.3	191.8	2:18.771		10	44.003		45.809	93.3	50.871	159.3	188.8		2:20.683	
3	43.647		44.023	89.0	50.072	157.2	191.8	2:17.742		11	48.399		47.792	89.3	Pit In	157.9	173.9		2:41.681	
4	42.859		43.660	88.7	Pit In	161.4	193.5	2:23.124		12	Pit Out		43.892	105.7	50.043				4:05.145	
5	Pit Out		46.832	91.1	Pit In			5:04.022		13	43.358		43.558	94.7	<u>49.892</u>	160.7	193.5		2:16.808	
6	Pit Out		50.358	85.5	54.009			3:29.350		14	<u>42.835</u>		<u>43.259</u>	97.2	49.937	<u>162.2</u>	<u>194.2</u>		<u>2:16.031</u>	
7	44.552		45.810	92.2	52.706	159.3	188.2	2:23.068		15	45.594		43.783	94.7	Pit In	147.5	175.6		2:31.690	
8	44.395		45.901	89.9	51.921	156.5	186.2	2:22.217		16	Pit Out		44.702	91.6	50.377				5:37.631	

551 Mário NETO										Ford Escort RS2000										
lap	Sect-1	Speed	Sect-2	Speed	Sect-3	Speed	TopSpeed	laptime	pit	lap	Sect-1	Speed	Sect-2	Speed	Sect-3	Speed	Topspeed	laptime	pit	
1	Pit Out		50.637	77.4	54.381			2:38.738		6	Pit Out		47.895	94.7	59.366				4:36.934	
2	49.304		48.001	78.9	53.481	155.2	150.0	2:30.786		7	54.358		48.946	86.7	54.262	97.3	122.2		2:37.566	



## Caterham Racing Weekend

### Autódromo Internacional do Algarve

Group 1 + MINI

4 - 7 April 2024

Laps and Sector Times - QUALIFYING

Autodromo Internacional Algarve - 4652mtr.

3	46.357	45.163	<u>95.1</u>	51.054	162.9	161.4	2:22.574	8	46.016	<u>44.701</u>	94.2	Pit In	156.5	<u>191.8</u>	2:35.095
4	45.854	44.969	86.7	<u>50.434</u>	<u>164.4</u>	191.2	<u>2:21.257</u>	9	Pit Out	56.960	76.1	Pit In			5:29.136
5	<u>44.618</u>	45.591	93.4	Pit In	<u>164.4</u>	189.1	2:34.596	10							

552 João FEDOROWICZ									Porsche 928										
lap	Sect-1	Speed	Sect-2	Speed	Sect-3	Speed	TopSpeed	laptime	pit	lap	Sect-1	Speed	Sect-2	Speed	Sect-3	Speed	Topspeed	laptime	pit
1	Pit Out	99.1	52.908	75.7	54.117			2:36.093		5	43.641	130.3	44.171	93.8	<u>49.209</u>	172.2	203.4	<u>2:17.021</u>	
2	49.599	128.1	46.543	98.1	50.508	162.9	143.0	2:26.650		6	<u>42.952</u>	<u>137.8</u>	50.979	85.0	Pit In	<u>173.1</u>	<u>210.5</u>	2:48.705	
3	43.121	124.9	46.281	87.0	49.802	170.6	208.5	2:19.204		7	Pit Out	111.7	49.457	86.9	55.216			8:10.246	
4	43.689	130.4	<u>44.120</u>	<u>99.0</u>	49.731	171.4	208.9	2:17.540		8	51.236	88.4	56.550	83.4	Pit In	171.4	204.9	3:00.892	

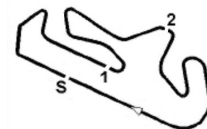
553 RIBEIRO-CORREIA									Porsche 924										
lap	Sect-1	Speed	Sect-2	Speed	Sect-3	Speed	TopSpeed	laptime	pit	lap	Sect-1	Speed	Sect-2	Speed	Sect-3	Speed	Topspeed	laptime	pit
1	Pit Out		<u>53.427</u>	<u>74.9</u>	Pit In			2:59.321		2									

565 SANTA-BARBARA-MATOS									Datsun 1200										
lap	Sect-1	Speed	Sect-2	Speed	Sect-3	Speed	TopSpeed	laptime	pit	lap	Sect-1	Speed	Sect-2	Speed	Sect-3	Speed	Topspeed	laptime	pit
1	Pit Out		53.570	93.0	57.110			2:40.320		8	52.149		52.052	88.3	56.875	<u>127.2</u>	<u>147.3</u>	2:41.076	
2	53.327	110.9	52.530	93.1	57.228	126.8	143.0	2:43.085		9	52.482		<u>51.381</u>	92.5	<u>56.756</u>	125.4	144.0	<u>2:40.619</u>	
3	52.965		51.604	<u>101.4</u>	57.506	126.3	146.7	2:42.075		10	52.232		51.400	88.7	57.205	125.9	145.2	2:40.837	
4	52.816		52.090	96.6	57.073	<u>127.2</u>	145.6	2:41.979		11	<u>51.950</u>		52.239	93.6	57.483	125.9	144.8	2:41.672	
5	52.721		52.276	95.9	57.555	126.3	145.6	2:42.552		12	52.278		51.854	89.1	56.867	125.9	144.4	2:40.999	
6	1:01.577	70.9	57.573	86.2	Pit In	109.1	102.3	3:12.554		13	52.465	<u>122.2</u>	52.506	90.5	Pit In	126.3	144.6	2:56.592	
7	Pit Out		52.462	95.4	57.720			4:10.091		14									

567 Alberto XAVIER									Datsun 1200										
lap	Sect-1	Speed	Sect-2	Speed	Sect-3	Speed	TopSpeed	laptime	pit	lap	Sect-1	Speed	Sect-2	Speed	Sect-3	Speed	Topspeed	laptime	pit
1					56.496			2:39.682		7					56.583			<u>2:38.064</u>	
2					<u>56.107</u>			2:41.320		8			Pit In		Pit In			3:15.914	
3					56.483			2:41.855		9	Pit Out				56.871			13:44.026	
4					1:01.529			2:43.867		10					56.692			2:39.441	
5					1:01.413			2:55.192		11					56.697			2:39.311	
6					56.528			2:40.550		12					1:09.410			3:06.691	

569 Francisco MARRAO									Datsun 1200										
lap	Sect-1	Speed	Sect-2	Speed	Sect-3	Speed	TopSpeed	laptime	pit	lap	Sect-1	Speed	Sect-2	Speed	Sect-3	Speed	Topspeed	laptime	pit
1	Pit Out		55.290	79.2	58.206			2:45.723		9	52.182		51.458	98.5	57.136	125.9	144.4	2:40.776	
2	51.778		52.270	85.1	57.238	124.1	144.4	2:41.286		10	53.271		51.725	101.0	Pit In	116.5	139.4	2:52.535	
3	52.219		51.394	91.6	<u>56.418</u>	126.3	<u>146.1</u>	<u>2:40.031</u>		11	Pit Out		52.176	85.9	58.013			3:55.591	
4	51.825		52.378	96.8	56.746	126.3	145.7	2:40.949		12	52.236		<u>51.310</u>	98.0	57.440	120.0	142.5	2:40.986	
5	52.005		51.585	90.0	56.929	125.4	145.0	2:40.519		13	53.699		51.577	<u>101.8</u>	Pit In	111.8	140.4	2:50.295	
6	59.910		55.849	73.0	Pit In	125.9	122.2	3:10.773		14	Pit Out		52.310	94.8	57.498			4:10.882	
7	Pit Out		52.338	90.9	57.903			4:24.747		15	53.316		52.371	99.8	57.524	110.8	137.1	2:43.211	
8	<u>51.435</u>		51.861	97.1	57.436	<u>126.8</u>	145.6	2:40.732		16	52.843		52.718	91.3	58.181	114.6	138.3	2:43.742	

573 PINHEIRO-VIEIRA									Jaguar XJ-S V12										
lap	Sect-1	Speed	Sect-2	Speed	Sect-3	Speed	TopSpeed	laptime	pit	lap	Sect-1	Speed	Sect-2	Speed	Sect-3	Speed	Topspeed	laptime	pit
1	Pit Out		53.268	72.6	59.072			2:45.381		11	42.755		43.938	94.9	49.231	171.4	210.1	2:15.924	
2	54.244		48.496	77.6	54.044	118.8	115.0	2:36.784		12	47.778		52.355	85.0	Pit In	<u>172.2</u>	200.0	2:46.653	
3	45.072		44.700	89.1	50.233	164.4	204.2	2:20.005		13	Pit Out		46.382	95.5	51.932			4:11.643	
4	43.636		44.846	90.6	49.660	167.4	204.5	2:18.142		14	46.033		47.474	102.6	51.504	156.5	178.2	2:25.011	
5	43.267		44.457	92.9	50.125	169.8	208.9	2:17.849		15	45.614		46.432	97.8	50.823	154.5	177.3	2:22.869	



## Caterham Racing Weekend

### Autódromo Internacional do Algarve

Group 1 + MINI

4 - 7 April 2024

Laps and Sector Times - QUALIFYING

Autodromo Internacional Algarve - 4652mtr.

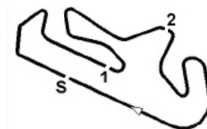
6	42.756	51.651	85.8	1:04.819	169.0	208.9	2:39.226	16	44.819	45.772	<u>107.5</u>	51.007	162.9	188.5	2:21.598
7	1:05.624	56.414	79.6	53.573	102.6	104.0	2:55.611	17	45.143	45.820	97.5	50.210	163.6	184.6	2:21.173
8	<u>42.670</u>	45.867	89.1	49.345	169.8	207.7	2:17.882	18	46.581	45.890	99.7	50.676	164.4	192.2	2:23.147
9	42.931	45.299	93.6	49.340	171.4	208.5	2:17.570	19	45.102	44.878	107.1	51.173	166.7	197.4	2:21.153
10	43.145	<u>43.868</u>	91.3	<u>48.818</u>	171.4	<u>210.9</u>	<u>2:15.831</u>	20	44.524	45.724	98.0	51.135	165.1	192.2	2:21.383

575 FINOT-TAVARES									BMW 325 i (E30)										
lap	Sect-1	Speed	Sect-2	Speed	Sect-3	Speed	TopSpeed	laptime	pit	lap	Sect-1	Speed	Sect-2	Speed	Sect-3	Speed	Topspeed	laptime	pit
1	Pit Out		50.729	76.9	55.441			2:39.693		10	45.125		47.535	86.0	50.988	157.9	188.2	2:23.648	
2	48.061		49.306	78.8	53.612	148.1	182.4	2:30.979		11	46.346		<u>45.865</u>	84.0	51.837	157.9	188.8	2:24.048	
3	46.205		47.502	87.7	52.868	152.5	185.6	2:26.575		12	45.499		46.238	85.0	51.455	158.6	188.2	2:23.192	
4	45.877		47.113	78.9	52.807	155.2	188.5	2:25.797		13	<u>44.910</u>		51.267	85.5	58.631	<u>159.3</u>	189.1	2:34.808	
5	46.249		47.433	80.5	53.378	153.8	186.2	2:27.060		14	45.057		46.219	<u>92.5</u>	50.954	157.2	187.5	2:22.230	
6	45.955		51.160	78.1	1:03.288	151.9	184.9	2:40.403		15	44.995		45.918	91.6	51.023	157.2	189.1	<u>2:21.936</u>	
7	58.059		53.858	78.7	59.793	106.5	110.8	2:51.710		16	54.390		55.286	74.5	57.340	157.9	173.9	2:47.016	
8	50.589		49.836	83.6	Pit In	136.9	153.0	<u>2:49.138</u>		17	45.119		46.106	79.8	<u>50.755</u>	155.2	186.5	2:21.980	
9	Pit Out		48.121	89.8	51.239			<u>4:55.909</u>		18	45.601		46.381	84.9	51.589	158.6	<u>190.1</u>	2:23.571	

577 Vasco SAMPAIO									Datsun 1200										
lap	Sect-1	Speed	Sect-2	Speed	Sect-3	Speed	TopSpeed	laptime	pit	lap	Sect-1	Speed	Sect-2	Speed	Sect-3	Speed	Topspeed	laptime	pit
1	Pit Out	100.7	1:02.093	78.7	1:06.051			3:02.933		8	59.132	110.4	57.015	93.8	1:00.802	115.4	131.5	2:56.949	
2	58.637		57.408	87.0	1:01.891	109.8	129.2	2:57.936		9	57.391		56.113	86.1	1:02.084	114.6	131.5	2:55.588	
3	57.153		56.699	94.7	1:01.303	112.9	128.6	2:55.155		10	56.693		56.373	89.5	1:00.554	114.6	131.2	2:53.620	
4	58.821		57.126	88.7	1:01.427	112.5	129.2	2:57.374		11	1:00.878		1:00.355	79.8	Pit In	115.0	128.9	3:29.654	
5	57.889		56.918	78.2	Pit In	114.6	131.1	<u>3:09.861</u>		12	Pit Out		56.180	88.2	<u>1:00.038</u>			<u>5:22.573</u>	
6	Pit Out		56.012	94.7	1:01.266			<u>7:13.552</u>		13	56.129		<u>55.734</u>	91.5	1:01.121	<u>116.1</u>	132.4	2:52.984	
7	57.367	<u>115.5</u>	55.942	<u>95.9</u>	1:01.421	113.6	130.3	2:54.730		14	<u>55.905</u>		55.919	90.5	1:00.115	114.6	<u>132.8</u>	<u>2:51.939</u>	

584 Armindo FERREIRA									Datsun 1200										
lap	Sect-1	Speed	Sect-2	Speed	Sect-3	Speed	TopSpeed	laptime	pit	lap	Sect-1	Speed	Sect-2	Speed	Sect-3	Speed	Topspeed	laptime	pit
1	Pit Out		1:11.930	61.5	1:08.586			3:13.746		9	Pit Out		53.722	81.9	57.787			<u>6:05.380</u>	
2	54.554		59.840	66.9	1:01.028	123.7	141.9	2:55.422		10	52.435		53.072		57.310	127.2	144.8	2:42.817	
3	52.033		52.924	77.9	57.289	128.1	147.3	2:42.246		11	<u>51.742</u>		52.407	<u>87.7</u>	57.295	126.3	146.7	2:41.444	
4	52.192		<u>52.030</u>	<u>87.7</u>	<u>56.843</u>	127.2	147.1	<u>2:41.065</u>		12	51.922		52.236		57.475	125.9	145.2	2:41.633	
5	52.660		52.887	84.0	Pit In	<u>128.6</u>	<u>147.9</u>	<u>2:54.071</u>		13	52.375		52.565	82.0	57.430	125.9	145.0	2:42.370	
6	Pit Out		53.205	78.8	57.831			<u>7:32.089</u>		14	51.854		52.231		57.178	127.2	147.1	2:41.263	
7	52.296		52.663	83.5	57.542	125.4	144.4	2:42.501		15	52.286				56.970	126.3	145.4	2:41.639	
8	52.734		52.933	83.6	Pit In	125.4	144.6	<u>2:49.388</u>		16									

585 REIS-CARVALHOSA									Porsche 924										
lap	Sect-1	Speed	Sect-2	Speed	Sect-3	Speed	TopSpeed	laptime	pit	lap	Sect-1	Speed	Sect-2	Speed	Sect-3	Speed	Topspeed	laptime	pit
1	Pit Out		52.250	76.4	56.516			2:39.493		10	46.541		47.610	84.3	52.190	148.8	180.3	2:26.341	
2	48.391		52.453	77.0	57.190	140.6	169.0	2:38.034		11	47.122		<u>46.946</u>	100.8	54.177	150.6	177.3	2:28.245	
3	48.737		52.020	81.6	54.171	136.4	162.4	2:34.928		12	45.787		47.521	87.1	52.103	150.6	180.9	2:25.411	
4	47.670		51.186	86.8	54.384	146.9	178.2	2:33.240		13	<u>45.456</u>		47.977	84.3	Pit In	151.3	182.1	<u>2:45.624</u>	
5	47.779		47.622	87.3	53.096	146.3	167.7	2:28.497		14	Pit Out		55.144	77.5	57.053			<u>6:31.673</u>	
6	54.519		57.504	71.3	Pit In	146.9	178.2	<u>3:10.882</u>		15	47.124		47.339	91.7	53.015	148.8	181.2	2:27.478	
7	Pit Out		51.129	83.1	53.427			<u>5:25.368</u>		16	45.924		47.712	<u>100.9</u>	54.044	151.3	180.9	2:27.680	
8	46.340		48.225	81.0	55.219	148.1	179.1	2:29.784		17	46.072		46.962	91.3	<u>52.101</u>	<u>153.2</u>	<u>183.7</u>	<u>2:25.135</u>	
9	47.324		47.241	87.2	1:00.772	150.0	160.0	2:35.337		18									



## Caterham Racing Weekend

### Autódromo Internacional do Algarve

Group 1 + MINI

4 - 7 April 2024

Laps and Sector Times - QUALIFYING

Autodromo Internacional Algarve - 4652mtr.

587 MENEZES-MELLO BREYNER									VW Golf GTI										
lap	Sect-1	Speed	Sect-2	Speed	Sect-3	Speed	TopSpeed	laptime	pit	lap	Sect-1	Speed	Sect-2	Speed	Sect-3	Speed	Topspeed	laptime	pit
1	Pit Out		53.965	77.4	58.484			2:46.834		8	47.687		47.412	95.0	Pit In	148.8	168.0	2:37.949	
2	52.879		54.542	72.3	57.811	130.9	146.1	2:45.232		9	Pit Out		51.211	88.2	51.727			5:39.753	
3	45.905		46.066	90.5	50.987	144.0	175.0	2:22.958		10	45.668		45.739	101.8	51.636	150.0	177.3	2:23.043	
4	44.827		46.212	88.5	50.615	<u>155.2</u>	<u>183.4</u>	2:21.654		11	46.009		45.757	95.9	50.829	150.6	178.2	2:22.595	
5	46.268		47.711	86.7	Pit In	151.3	178.2	2:45.390		12	46.266		45.346	<u>109.5</u>	51.167	149.4	176.5	2:22.779	
6	Pit Out		58.380	78.8	57.145			4:36.724		13	<u>44.813</u>		<u>44.884</u>	100.1	<u>50.424</u>	148.8	177.6	<u>2:20.121</u>	
7	45.721		46.588	88.2	51.611	147.5	177.9	2:23.920		14	46.646		50.046	94.6	Pit In	151.9	174.2	2:43.372	

588 PINTO-PEDRO									VW Golf GTI										
lap	Sect-1	Speed	Sect-2	Speed	Sect-3	Speed	TopSpeed	laptime	pit	lap	Sect-1	Speed	Sect-2	Speed	Sect-3	Speed	Topspeed	laptime	pit
1	Pit Out		51.900	83.1	53.765			2:40.164		8	45.741		46.928	86.2	51.507	150.6	177.3	2:24.176	
2	46.181		45.693	88.1	<u>50.748</u>	146.3	174.8	2:22.622		9	45.688		46.432	89.0	51.529	151.9	181.2	2:23.649	
3	45.504		47.167	84.5	53.037	151.3	177.6	2:25.708		10	45.801		<u>45.625</u>	81.9	51.609	150.6	180.9	2:23.035	
4	46.023		47.642	86.2	52.010	148.8	175.9	2:25.675		11	45.149		46.026	<u>91.8</u>	51.145	<u>153.8</u>	<u>181.5</u>	2:22.320	
5	47.437		47.636	77.1	53.727	147.5	177.0	2:28.800		12	45.233		45.680	84.8	51.156	151.9	179.1	2:22.069	
6	45.633		46.799	72.0	Pit In	150.0	178.5	2:50.454		13	45.045		45.639	83.4	51.033	151.3	178.8	<u>2:21.717</u>	
7	Pit Out		46.556	80.8	51.932			5:40.242		14	<u>44.790</u>		45.938	86.5	51.104	152.5	179.4	2:21.832	

589 Ricardo MARCELINO									Datsun 1200										
lap	Sect-1	Speed	Sect-2	Speed	Sect-3	Speed	TopSpeed	laptime	pit	lap	Sect-1	Speed	Sect-2	Speed	Sect-3	Speed	Topspeed	laptime	pit
1	Pit Out		1:15.246	65.4	Pit In			3:38.436		9	54.327		<u>52.642</u>	91.5	58.449	119.6	136.5	2:45.418	
2	Pit Out		1:04.787	70.1	Pit In			4:02.829		10	54.156		53.025	94.3	58.411	120.8	137.6	2:45.592	
3	Pit Out		55.725	74.4	1:04.703			6:09.936		11	54.156		53.535	90.6	<u>57.740</u>	119.6	136.2	2:45.431	
4	57.393		55.049	79.8	1:05.850	103.2	123.9	2:58.292		12	<u>53.215</u>		53.099	89.3	58.025	<u>122.0</u>	<u>138.6</u>	<u>2:44.339</u>	
5	55.112		54.415	86.5	59.536	116.1	132.8	2:49.063		13	58.555		56.493	88.2	1:00.611	120.8	138.5	2:55.659	
6	53.523		54.323	86.1	58.570	120.4	136.9	2:46.416		14	56.988		56.447	81.3	59.968	113.6	122.7	2:53.403	
7	55.875		57.275	90.1	59.393	118.0	135.3	2:52.543		15	53.454		53.123	<u>95.2</u>	58.230	121.6	138.1	2:44.807	
8	54.708		53.488	86.0	59.248	118.0	134.3	2:47.444		16	53.764		52.912	93.9	58.051	120.0	136.2	2:44.727	

590 FERREIRA-GORDO									Datsun 1200										
lap	Sect-1	Speed	Sect-2	Speed	Sect-3	Speed	TopSpeed	laptime	pit	lap	Sect-1	Speed	Sect-2	Speed	Sect-3	Speed	Topspeed	laptime	pit
1	Pit Out		<u>52.588</u>	<u>90.8</u>	<u>58.038</u>			2:43.027		2	<u>51.709</u>		58.260	68.6	Pit In	<u>126.3</u>	<u>144.8</u>	<u>3:07.173</u>	

596 LIMA-LIMA									Ford Escort RS2000										
lap	Sect-1	Speed	Sect-2	Speed	Sect-3	Speed	TopSpeed	laptime	pit	lap	Sect-1	Speed	Sect-2	Speed	Sect-3	Speed	Topspeed	laptime	pit
1	Pit Out	108.4	50.151	79.3	53.225			2:33.477		11	42.482	139.2	43.652	88.1	48.615	161.4	194.9	2:14.749	
2	45.184	132.4	46.138	85.0	51.395	153.2	185.2	2:22.717		12	51.490		48.505	77.0	52.075	161.4	195.7	2:32.070	
3	44.490		45.159	86.2	50.710	157.9	190.1	2:20.359		13	44.583	111.6	46.001	91.1	49.482	150.6	190.5	2:20.066	
4	44.082	137.1	45.288	76.8	50.543	158.6	191.8	2:19.913		14	42.490		43.427	<u>96.5</u>	49.338	<u>165.9</u>	<u>198.2</u>	2:15.255	
5	44.486	116.5	46.815	75.3	50.701	161.4	195.3	2:22.002		15	48.752		57.330	92.7	51.356	134.3	157.7	2:37.438	
6	45.629		45.393	82.4	57.456	161.4	194.2	2:28.478		16	42.404		43.156	89.6	48.803	163.6	197.4	<u>2:14.363</u>	
7	58.680		47.841	83.7	Pit In	108.4	131.7	2:51.850		17	43.028	141.0	43.406	94.2	48.996	163.6	197.8	2:15.430	
8	Pit Out	124.3	44.082	94.0	49.549			4:08.275		18	42.680		43.517	91.1	<u>48.580</u>	161.4	195.3	2:14.777	
9	42.597	141.4	43.527	93.7	49.086	160.7	194.2	2:15.210		19	43.021		45.281	89.8	54.398	162.9	194.9	2:22.700	
10	42.676		<u>43.004</u>	93.3	49.035	160.7	194.2	2:14.715		20	<u>42.238</u>	<u>144.8</u>	43.206	93.0	49.074	162.2	197.8	2:14.518	