



Caterham Racing Weekend

Autódromo Internacional do Algarve

GT-CET

4 - 7 April 2024

Laps and Sector Times - RACE 2

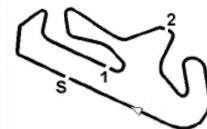
Autodromo Internacional Algarve - 4652mtr.

6 CANI ZARES-MENKES										PEUGEOT 308 RACING CUP									
lap	Sect-1	Speed	Sect-2	Speed	Sect-3	Speed	TopSpeed	laptime	pit	lap	Sect-1	Speed	Sect-2	Speed	Sect-3	Speed	Topspeed	laptime	pit
1	50.660	121.1	47.265	96.3	53.573	133.3	196.4	2:32.593		13	40.775	129.2	40.515	84.4	46.723	183.7	216.4	2:08.013	
2	46.573	124.1	45.417	92.1	53.528	174.8	211.8	2:25.518		14	39.256	138.8	43.491	87.0	46.471	184.6	221.8	2:09.218	
3	45.682	135.3	44.612	86.9	52.000	176.5	219.5	2:22.294		15	40.525	130.8	40.366	89.8	46.571	183.7	203.4	2:07.462	
4	44.739	128.3	45.878	92.5	50.101	177.3	216.0	2:20.718		16	40.092	135.2	40.262	92.3	49.559	183.7	218.2	2:09.913	
5	42.311	139.7	43.241	90.9	48.665	177.3	219.5	2:14.217		17	1:14.169	76.7	59.073	76.6	53.821	99.4	113.6	3:07.063	
6	41.279	140.1	41.025	102.1	46.613	178.2	212.6	2:08.917		18	39.883	143.0	40.150	99.8	<u>45.076</u>	182.7	222.2	2:05.109	
7	41.413	135.7	41.161	<u>104.9</u>	46.573	184.6	219.5	2:09.147		19	<u>38.532</u>	142.1	<u>39.532</u>	89.1	45.919	<u>188.5</u>	<u>225.0</u>	<u>2:03.983</u>	
8	40.192	<u>145.6</u>	40.983	101.2	48.045	182.7	220.4	2:09.220		20	40.109	133.7	40.285	87.9	46.405	185.6	220.0	2:06.799	
9	42.320	143.4	41.899	97.4	Pit In	183.7	223.6	<u>2:18.990</u>		21	41.091	133.8	40.157	95.2	46.592	182.7	218.6	2:07.840	
10	Pit Out	118.2	43.581	87.2	49.376			<u>3:49.137</u>		22	38.703	142.1	40.761	88.9	45.487	186.5	223.1	2:04.951	
11	41.406	131.4	40.463	90.5	46.777	182.7	212.2	2:08.646		23	39.318	137.8	40.313	91.9	45.553	183.7	219.1	2:05.184	
12	39.342	134.0	39.932	92.3	46.905	184.6	220.4	2:06.179		24									

9 ALBORS-LOPEZ										RENAULT CLIO CUP IV									
lap	Sect-1	Speed	Sect-2	Speed	Sect-3	Speed	TopSpeed	laptime	pit	lap	Sect-1	Speed	Sect-2	Speed	Sect-3	Speed	Topspeed	laptime	pit
1	50.921	116.4	46.710	91.3	52.069	125.9	184.0	2:32.528		12	<u>41.053</u>	156.5	42.168	<u>104.2</u>	Pit In	169.8	202.6	2:18.256	
2	46.029	134.8	45.123	99.1	51.638	163.6	197.8	2:22.790		13	Pit Out	154.3	44.346	100.7	49.242			<u>3:49.736</u>	
3	44.550	138.5	44.930	94.0	49.429	165.1	200.0	2:18.909		14	43.978	131.1	44.604	99.4	48.289	165.1	197.1	2:16.871	
4	43.697	148.4	43.435	100.7	49.319	167.4	199.6	2:16.451		15	44.563	127.7	43.415	93.8	47.792	160.7	190.5	2:15.770	
5	43.649	131.4	44.119	99.4	48.888	165.9	198.5	2:16.656		16	42.179	146.7	43.083	100.8	47.599	166.7	200.0	2:12.861	
6	43.765	137.6	43.151	103.3	48.729	166.7	199.6	2:15.645		17	41.862	117.3	55.728	67.8	55.348	165.1	198.2	2:32.938	
7	43.725	136.7	43.134	92.3	48.416	167.4	200.4	2:15.275		18	41.653	<u>162.4</u>	43.074	96.7	47.858	169.8	<u>205.3</u>	2:12.585	
8	42.469	139.9	42.778	93.8	48.176	168.2	199.6	2:13.423		19	42.009	160.7	42.467	86.4	50.248	169.0	199.3	2:14.724	
9	41.864	147.3	<u>42.090</u>	98.6	48.215	<u>170.6</u>	204.2	2:12.169		20	42.515	156.7	42.385	90.3	<u>47.323</u>	162.2	184.0	2:12.223	
10	42.100	152.1	42.552	101.7	47.983	<u>170.6</u>	203.4	2:12.635		21	41.573	148.6	43.431	84.0	49.445	165.1	196.0	2:14.449	
11	41.388	162.2	42.131	93.6	47.884	169.0	200.7	<u>2:11.403</u>		22	42.918	160.7	44.750	86.4	47.901	165.1	195.7	2:15.569	

15 GOROSTI ZA-CHILLIDA										BMW M2 CS RACING									
lap	Sect-1	Speed	Sect-2	Speed	Sect-3	Speed	TopSpeed	laptime	pit	lap	Sect-1	Speed	Sect-2	Speed	Sect-3	Speed	Topspeed	laptime	pit
1	54.928	128.1	50.672	90.4	59.279	132.4	173.6	2:46.552		10	44.403	154.9	45.321	83.5	Pit In	185.6	191.5	2:29.940	
2	47.374	144.0	49.527	89.1	Pit In	178.2	189.5	<u>2:43.028</u>		11	Pit Out	124.1	42.178	107.2	46.249			<u>3:44.406</u>	
3	Pit Out	128.7	48.701	85.7	55.850			<u>2:55.656</u>		12	40.183		41.029	111.8	46.777	193.5	229.3	2:07.989	
4	47.962	116.4	48.196	87.7	55.814	178.2	192.5	2:31.972		13	41.574		41.054	<u>113.0</u>	46.820	<u>197.8</u>	<u>231.3</u>	2:09.448	
5	46.973	144.8	48.124	96.1	55.296	183.7	207.3	2:30.393		14	43.666		43.158	108.8	46.909	194.6	200.0	2:13.733	
6	44.959	129.3	46.127	97.6	56.219	181.8	211.8	2:27.305		15	42.372		43.213	104.7	47.173	170.6	187.5	2:12.758	
7	45.403	140.4	44.960	98.4	54.404	182.7	204.2	2:24.767		16	41.978	117.1	55.937	68.5	54.655	157.2	178.2	2:32.570	
8	45.529	137.9	45.343	87.7	52.137	182.7	216.0	2:23.009		17	<u>39.745</u>	<u>172.8</u>	<u>39.880</u>	107.4	<u>45.419</u>	188.5	228.3	<u>2:05.044</u>	
9	43.848	127.1	45.359	100.4	51.660	186.5	219.5	2:20.867		18									

20 Jose A. Gutierrez GOMEZ										RENAULT CLIO CUP V									
lap	Sect-1	Speed	Sect-2	Speed	Sect-3	Speed	TopSpeed	laptime	pit	lap	Sect-1	Speed	Sect-2	Speed	Sect-3	Speed	Topspeed	laptime	pit
1	Pit Out	101.6	50.890	75.2	1:00.975			<u>3:42.853</u>		9	49.917	116.0	46.147	81.3	54.725	157.2	193.5	2:30.789	
2	52.314	105.5	51.668	76.7	59.977	148.8	149.8	2:43.959		10	45.950	130.0	46.166	82.2	Pit In	159.3	<u>194.6</u>	<u>2:34.057</u>	
3	52.721	111.9	53.338	74.6	1:03.342	152.5	168.5	2:49.401		11	Pit Out	108.8	47.543	75.8	54.126			<u>3:58.628</u>	
4	53.742	115.5	52.431	84.6	58.603	153.2	177.6	2:44.776		12	47.562	110.9	45.706	85.4	52.414	157.9	193.9	2:25.682	
5	48.993	118.4	50.062	79.9	57.304	153.2	173.6	2:36.359		13	1:00.196	105.1	47.008	84.9	53.530	159.3	190.5	2:40.734	
6	51.363	128.6	49.460	77.5	58.591	155.8	187.5	2:39.414		14	45.963	138.3	44.870	83.3	51.380	157.9	192.9	2:22.213	
7	48.157	126.9	48.000	78.4	56.326	153.8	191.2	2:32.483		15	<u>44.115</u>	137.1	43.882	85.2	52.638	160.7	193.9	2:20.635	
8	47.050	132.7	47.072	77.5	54.261	155.2	190.1	2:28.383		16	46.107	<u>144.0</u>	<u>43.212</u>	<u>90.2</u>	<u>50.151</u>	<u>162.9</u>	184.0	<u>2:19.470</u>	



Caterham Racing Weekend

Autódromo Internacional do Algarve

GT-CET

4 - 7 April 2024

Laps and Sector Times - RACE 2

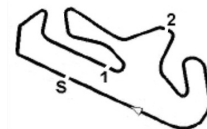
Autodromo Internacional Algarve - 4652mtr.

23		CARAYOL-GOMEZ									RENAULT CLIO CUP IV								
lap	Sect-1	Speed	Sect-2	Speed	Sect-3	Speed	TopSpeed	laptime	pit	lap	Sect-1	Speed	Sect-2	Speed	Sect-3	Speed	Topspeed	laptime	pit
1		133.5	44.388	96.4	50.781			38:39.047		5	<u>41.063</u>	<u>157.2</u>	41.778	95.8	<u>47.371</u>	170.6	200.4	2:10.212	
2	43.369	141.0	41.947	103.2	49.140	163.6	196.7	2:14.456		6	41.535	<u>157.2</u>	41.463	95.7	47.878	170.6	200.0	2:10.876	
3	42.328	142.7	42.161	93.9	48.723	167.4	199.6	2:13.212		7	41.834	150.8	41.888	<u>109.5</u>	49.937	<u>173.1</u>	<u>206.1</u>	2:13.659	
4	41.676	148.8	<u>41.050</u>	101.8	47.429	170.6	201.5	<u>2:10.155</u>		8									

36		ALVAREZ-SANTOS									SEAT LEON SUPERCOPA MK2								
lap	Sect-1	Speed	Sect-2	Speed	Sect-3	Speed	TopSpeed	laptime	pit	lap	Sect-1	Speed	Sect-2	Speed	Sect-3	Speed	Topspeed	laptime	pit
1	56.113	111.0	50.586	77.6	57.950	128.1	166.2	2:46.662		12	42.951	145.0	41.784	96.9	48.303	170.6	208.9	2:13.038	
2	48.548	123.1	47.131	87.0	55.451	158.6	174.5	2:31.130		13	42.514	137.2	44.781	104.9	48.398	174.8	208.5	2:15.693	
3	46.657	126.2	46.501	81.6	53.016	160.0	181.2	2:26.174		14	44.411	134.2	43.110	101.5	47.265	160.7	197.8	2:14.786	
4	45.053	135.3	44.483	87.1	51.235	163.6	185.6	2:20.771		15	43.062	148.4	41.867	102.2	47.737	169.8	199.6	2:12.666	
5	43.739	145.7	43.607	82.3	50.467	162.9	197.8	2:17.813		16	43.231	112.0	55.688	69.1	54.659	168.2	204.5	2:33.578	
6	52.494	117.1	46.024	86.3	55.667	165.1	197.1	2:34.185		17	42.367	152.3	40.980	103.1	45.727	176.5	213.9	2:09.074	
7	46.298	129.5	49.626	83.7	55.213	160.7	166.9	2:31.137		18	40.589	165.9	40.094	110.5	<u>45.057</u>	180.0	207.7	2:05.740	
8	44.947	137.9	45.894	83.7	50.424	158.6	182.7	2:21.265		19	40.094	<u>178.8</u>	40.342	98.3	45.553	<u>182.7</u>	<u>216.0</u>	2:05.989	
9	43.135	131.4	43.395	91.4	53.718	164.4	201.9	2:20.248		20	40.120	168.2	<u>39.491</u>	106.1	45.557	175.6	210.9	<u>2:05.168</u>	
10	44.454	145.9	48.054	78.3	Pit In	164.4	188.2	<u>2:36.796</u>		21	<u>39.294</u>	170.3	40.602	104.4	46.590	175.6	208.9	2:06.486	
11	Pit Out	126.9	46.600	89.0	52.075			<u>4:17.003</u>		22	39.578	164.1	40.182	<u>117.1</u>	46.743	174.8	207.3	2:06.503	

40		Jose Palomar MAROTO									RENAULT CLIO CUP IV								
lap	Sect-1	Speed	Sect-2	Speed	Sect-3	Speed	TopSpeed	laptime	pit	lap	Sect-1	Speed	Sect-2	Speed	Sect-3	Speed	Topspeed	laptime	pit
1	52.330	110.9	48.388	77.7	52.451	122.9	180.0	2:35.765		12	41.503	150.2	41.454	96.3	47.388	168.2	201.1	2:10.345	
2	46.014	118.3	45.659	90.1	52.565	161.4	193.9	2:24.238		13	42.172	143.6	41.183	107.0	46.937	169.0	201.5	2:10.292	
3	46.640	122.6	44.894	92.7	52.908	162.9	200.0	2:24.442		14	41.530	145.4	41.936	96.0	46.870	169.8	202.2	2:10.336	
4	44.116	132.8	43.841	96.2	51.124	165.1	198.5	2:19.081		15	40.936	140.4	41.629	95.9	46.691	172.2	205.3	2:09.256	
5	42.356	144.0	42.980	96.9	50.159	165.1	200.0	2:15.495		16	41.144	144.8	41.293	92.0	46.589	170.6	198.9	2:09.026	
6	42.951	138.6	43.106	93.7	48.810	164.4	199.3	2:14.867		17	1:01.974	60.7	57.802	70.6	54.308	<u>173.9</u>	196.0	2:54.084	
7	41.729	147.7	42.199	95.4	48.788	168.2	201.9	2:12.716		18	40.339	158.6	40.404	99.4	<u>46.170</u>	<u>173.9</u>	<u>207.3</u>	<u>2:06.913</u>	
8	42.458	148.8	41.818	100.3	47.736	167.4	201.9	2:12.012		19	40.301	148.4	41.189	98.2	46.244	173.1	203.0	2:07.734	
9	40.929	148.6	41.771	102.1	Pit In	169.0	202.2	<u>2:19.066</u>		20	<u>40.217</u>	160.7	40.892	101.9	47.679	173.1	205.3	2:08.788	
10	Pit Out	145.2	41.779	98.7	47.941			<u>3:39.224</u>		21	40.476	161.0	<u>40.256</u>	103.1	46.514	169.0	201.1	2:07.246	
11	40.824	147.9	41.862	91.3	48.567	167.4	199.6	2:11.253		22	40.235	159.5	40.768	103.8	46.812	173.1	204.9	2:07.815	

66		PUITGMAL-NAOUR									RENAULT CLIO CUP IV								
lap	Sect-1	Speed	Sect-2	Speed	Sect-3	Speed	TopSpeed	laptime	pit	lap	Sect-1	Speed	Sect-2	Speed	Sect-3	Speed	Topspeed	laptime	pit
1	51.568	117.0	47.587	83.6	54.546	125.4	177.0	2:36.368		13	41.971	137.8	41.099	100.2	46.707	172.2	205.7	2:09.777	
2	45.772	124.6	47.177	86.8	52.561	165.1	202.2	2:25.510		14	40.784	152.5	41.568	94.8	46.943	<u>173.9</u>	<u>208.1</u>	2:09.295	
3	44.608	136.7	46.720	82.3	52.618	163.6	200.4	2:23.946		15	41.015	140.3	41.612	93.3	47.124	171.4	200.4	2:09.751	
4	43.435	136.2	44.912	86.9	50.557	165.1	200.4	2:18.904		16	41.031	144.0	41.155	93.7	46.726	170.6	200.4	2:08.912	
5	42.960	137.2	43.649	94.5	50.052	166.7	203.0	2:16.661		17	1:01.435	61.3	57.939	73.5	54.415	170.6	199.6	2:53.789	
6	41.959	145.9	42.966	93.3	48.725	168.2	201.9	2:13.650		18	40.323	157.0	<u>40.240</u>	99.8	46.454	172.2	203.0	2:07.017	
7	42.693	141.2	42.857	93.5	48.578	169.8	204.5	2:14.128		19	40.550	154.5	41.002	102.8	46.238	171.4	200.4	2:07.790	
8	41.302	154.3	42.424	94.2	47.371	169.0	201.9	2:11.097		20	40.165	<u>164.1</u>	40.365	101.5	46.179	171.4	200.0	<u>2:06.709</u>	
9	41.053	147.7	42.347	96.9	47.726	169.8	204.5	2:11.126		21	41.290	152.8	40.727	<u>102.9</u>	46.693	171.4	199.3	2:08.710	
10	41.704	143.2	42.165	95.3	Pit In	169.0	200.4	<u>2:18.500</u>		22	<u>39.763</u>	154.5	40.796	99.6	46.183	173.1	202.6	2:06.742	
11	Pit Out	121.6	42.918	92.2	49.122			<u>3:38.227</u>		23	40.188	153.4	40.533	98.0	<u>46.118</u>	172.2	201.1	2:06.839	
12	42.312	138.3	41.368	91.7	47.544	165.1	197.8	2:11.224		24									



Caterham Racing Weekend

Autódromo Internacional do Algarve

GT-CET

4 - 7 April 2024

Laps and Sector Times - RACE 2

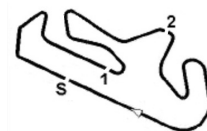
Autodromo Internacional Algarve - 4652mtr.

100 SILVERO-GONZALEZ										PORSCHE 992 CUP									
lap	Sect-1	Speed	Sect-2	Speed	Sect-3	Speed	TopSpeed	laptime	pit	lap	Sect-1	Speed	Sect-2	Speed	Sect-3	Speed	Topspeed	laptime	pit
1		125.6	50.092	86.4	55.079		160.5	2:36.497		13	36.656	180.0	36.692	107.1	42.551	209.3	254.7	1:55.899	
2	44.379	128.0	45.972	94.6	52.107	184.6	211.4	2:22.458		14	35.779	181.2	36.089	110.7	42.517	211.8	258.4	1:54.385	
3	46.227	133.2	44.761	101.7	51.318	195.7	194.9	2:22.306		15	42.137	111.9	45.468	90.1	52.696	213.0	260.2	2:20.301	
4	43.148	150.4	43.047	95.7	49.450	192.5	232.8	2:15.645		16	1:02.177	73.2	45.271	99.2	53.259	162.9	190.5	2:40.707	
5	40.851	146.9	42.650	107.1	48.271	198.9	247.7	2:11.772		17	45.581	133.0	44.521	87.0	51.568	157.2	193.2	2:21.670	
6	40.699	156.3	41.024	102.7	48.535	201.1	214.7	2:10.258		18	44.504	121.9	43.507	89.6	51.420	166.7	203.0	2:19.431	
7	39.907	158.4	41.594		47.928	198.9	235.3	2:09.429		19	35.218	184.9	35.047	105.3	41.110	198.9	249.4	1:51.375	
8	39.501	156.1	40.641	105.1	47.802	198.9	248.8	2:07.944		20	35.553	<u>187.2</u>	35.308	108.0	41.479	<u>215.6</u>	<u>262.8</u>	1:52.340	
9	38.501	169.3	39.142	103.5	Pit In	198.9	248.8	<u>2:12.002</u>		21	35.193	179.7	35.496	110.1	41.169	213.0	257.8	1:51.858	
10	Pit Out	168.2	38.211	96.9	44.128			<u>3:17.636</u>		22	37.507	183.1	35.240	109.2	40.911	214.3	258.4	1:53.658	
11	36.451	165.4	37.142	114.4	43.013	206.9	254.7	1:56.606		23	<u>34.340</u>	182.1	34.517	110.1	40.773	<u>215.6</u>	258.4	<u>1:49.630</u>	
12	36.713	173.4	36.522	107.7	42.167	206.9	254.7	1:55.402		24	35.004	185.2	<u>34.491</u>	<u>122.2</u>	<u>40.431</u>	<u>215.6</u>	261.5	1:49.926	

110 PLAZIO GOMEZ-PLAZIO GOMEZ										LIGIER JS2R									
lap	Sect-1	Speed	Sect-2	Speed	Sect-3	Speed	TopSpeed	laptime	pit	lap	Sect-1	Speed	Sect-2	Speed	Sect-3	Speed	Topspeed	laptime	pit
1		126.6	47.711	89.3	55.975		181.8	2:44.384		13	41.436	151.0	40.930	99.9	47.149	183.7	223.1	2:09.515	
2	45.987	124.4	48.503	97.6	52.500	173.9	205.3	2:26.990		14	39.795	151.0	41.953	95.5	47.614	182.7	226.4	2:09.362	
3	44.398	129.8	45.153	88.3	51.544	180.0	221.8	2:21.095		15	40.150	146.7	41.146	100.7	47.124	183.7	226.4	2:08.420	
4	44.267	135.2	43.847	92.5	50.893	180.9	213.9	2:19.007		16	40.479	154.5	40.246	105.4	46.885	181.8	225.5	2:07.610	
5	41.858	139.9	42.173	96.8	48.541	182.7	210.9	2:12.572		17	1:04.987	70.1	59.113	78.2	52.551	184.6	153.8	2:56.651	
6	41.816	145.9	41.201	96.4	48.888	184.6	211.4	2:11.905		18	39.213	169.3	39.155	110.8	44.645	189.5	230.8	2:03.013	
7	41.154	147.3	41.550	96.8	47.930	185.6	230.8	2:10.634		19	38.173	164.1	38.021	110.5	44.133	189.5	232.3	2:00.327	
8	41.467	157.9	40.469	98.7	47.839	185.6	220.9	2:09.775		20	37.899	166.4	37.820	115.4	43.439	192.5	233.8	1:59.158	
9	41.756	149.8	40.469	96.5	47.235	180.9	220.4	2:09.460		21	37.883	166.7	<u>37.323</u>	<u>115.9</u>	43.596	193.5	234.3	1:58.802	
10	40.617	149.4	43.008	94.2	Pit In	185.6	218.2	<u>2:18.882</u>		22	<u>37.241</u>	<u>173.1</u>	37.781	107.1	<u>43.190</u>	193.5	234.3	<u>1:58.212</u>	
11	Pit Out	128.1	43.667	97.5	48.800			<u>3:42.595</u>		23	37.252	168.5	37.602	111.9	43.559	<u>194.6</u>	<u>234.8</u>	1:58.413	
12	41.112	150.8	40.910	104.8	47.127	180.9	219.5	2:09.149		24									

111 YEREGUI - CARRETERO										AUDI RO									
lap	Sect-1	Speed	Sect-2	Speed	Sect-3	Speed	TopSpeed	laptime	pit	lap	Sect-1	Speed	Sect-2	Speed	Sect-3	Speed	Topspeed	laptime	pit
1		126.2	46.362	100.7	50.708		187.2	2:21.614		13	36.007	171.7	36.808	<u>114.5</u>	<u>41.660</u>	<u>218.2</u>	269.3	<u>1:54.475</u>	
2	42.017	141.2	42.952	100.4	48.538	206.9	238.9	2:13.507		14	<u>35.614</u>	185.9	36.638	107.7	Pit In	<u>218.2</u>	<u>270.7</u>	2:02.200	
3	41.186	149.4	42.293	98.4	47.864	208.1	252.9	2:11.343		15	Pit Out	159.5	42.269	91.1	47.575			3:49.335	
4	40.665	155.2	41.656	93.3	46.458	210.5	252.3	2:08.779		16	38.918	175.9	38.413	102.5	44.979	204.5	259.0	2:02.310	
5	41.041	152.5	40.724	100.9	46.103	211.8	263.4	2:07.868		17	37.168	180.0	37.346	103.3	1:09.208	211.8	264.7	2:23.722	
6	39.416	161.4	39.987	104.9	45.655	213.0	260.9	2:05.058		18	1:14.178	70.7	59.867	74.9	53.263	72.7	106.0	3:07.308	
7	38.547	164.1	39.536	100.8	43.586	214.3	266.0	2:01.669		19	38.636	161.0	39.058	112.6	44.351	211.8	268.7	2:02.045	
8	38.432	165.4	38.552	98.7	43.986	216.9	269.3	2:00.970		20	37.376	153.0	39.708	111.1	44.314	213.0	264.7	2:01.398	
9	38.163	154.9	39.833	101.7	46.018	216.9	268.0	2:04.014		21	37.221	158.6	37.608	106.0	43.635	213.0	268.7	1:58.464	
10	37.408	169.0	37.195	92.1	42.523	214.3	246.6	1:57.126		22	36.159	<u>192.5</u>	36.615	106.5	43.904	213.0	265.4	1:56.678	
11	36.795	162.7	37.789	108.2	43.720	<u>218.2</u>	270.0	1:58.304		23	36.061	175.9	37.735	107.2	43.190	213.0	266.7	1:56.986	
12	36.480	163.9	<u>36.587</u>	105.3	42.362	<u>218.2</u>	270.0	1:55.429		24	36.593	190.5	36.640	107.5	43.599	214.3	236.8	1:56.832	

112 BRAS-GOMEZ										PORSCHE 992 CUP									
lap	Sect-1	Speed	Sect-2	Speed	Sect-3	Speed	TopSpeed	laptime	pit	lap	Sect-1	Speed	Sect-2	Speed	Sect-3	Speed	Topspeed	laptime	pit
1		132.2	47.395	96.3	54.035		183.1	2:32.291		7	40.163	147.1	42.586	95.2	49.640	200.0	247.1	2:12.389	
2	45.359	145.7	45.769	87.4	54.442	189.5	222.7	2:25.570		8	40.510	161.7	41.757	94.2	49.103	200.0	250.6	2:11.370	
3	47.187	126.5	45.614	99.6	1:07.717	193.5	213.9	2:40.518		9	40.135	162.4	41.206	94.3	48.765	202.2	250.6	<u>2:10.106</u>	
4	44.739	143.8	43.532	93.8	52.441	177.3	220.0	2:20.712		10	<u>39.401</u>	147.3	42.226	<u>108.0</u>	Pit In	202.2	251.7	2:20.100	



Caterham Racing Weekend

Autódromo Internacional do Algarve

GT-CET

4 - 7 April 2024

Laps and Sector Times - RACE 2

Autodromo Internacional Algarve - 4652mtr.

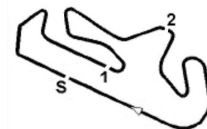
5	42.456	152.1	42.964	93.1	50.901	193.5	247.1	2:16.321	11	Pit Out	<u>170.9</u>	<u>37.207</u>	103.5	<u>42.948</u>		3:54.605
6	40.913	154.3	42.905	96.8	49.799	196.7	238.4	2:13.617	12							

113 VINYES-FONT										PORSCHE 992 CUP									
lap	Sect-1	Speed	Sect-2	Speed	Sect-3	Speed	TopSpeed	laptime	pit	lap	Sect-1	Speed	Sect-2	Speed	Sect-3	Speed	Topspeed	laptime	pit
1		123.0	46.733	92.2	52.635		189.1	2:22.516		13	Pit Out	156.5	36.870	109.5	41.958				3:35.545
2	43.275	131.7	44.620	92.7	51.757	186.5	215.6	2:19.652		14	37.742	177.3	35.375	114.0	41.099	211.8	253.5	1:54.216	
3	42.437	134.7	43.045	99.9	50.271	188.5	233.8	2:15.753		15	35.041	165.9	36.011	94.7	48.448	213.0	256.5	1:59.500	
4	41.805	128.7	40.531	103.8	48.343	190.5	217.3	2:10.679		16	38.784	151.5	38.106	110.5	44.482	172.2	210.5	2:01.372	
5	40.549	143.6	40.693	111.9	46.911	189.5	238.4	2:08.153		17	37.651	154.9	37.134	105.5	1:09.247	203.4	244.9	2:24.032	
6	39.211	154.3	39.514	107.1	46.896	197.8	244.9	2:05.621		18	1:14.351	88.5	59.761	71.5	52.732	69.1	112.3	3:06.844	
7	38.603	157.7	38.743	117.9	45.317	196.7	246.0	2:02.663		19	35.310	173.9	34.560	119.5	<u>40.364</u>	214.3	258.4	1:50.234	
8	37.901	157.9	37.493	108.7	44.968	200.0	249.4	2:00.362		20	34.179	182.4	<u>34.211</u>	<u>126.2</u>	40.813	214.3	<u>259.6</u>	<u>1:49.203</u>	
9	37.572	158.1	37.656	115.9	44.072	206.9	251.2	1:59.300		21	34.582	177.3	34.303	121.9	40.977	213.0	251.7	1:49.862	
10	37.010	164.4	37.641	120.1	43.577	208.1	253.5	1:58.228		22	34.531	176.5	34.331	119.3	40.398	213.0	254.7	1:49.260	
11	36.875	164.6	36.325	120.5	42.702	205.7	251.7	1:55.902		23	<u>34.006</u>	<u>184.6</u>	34.456	116.9	41.644	<u>215.6</u>	256.5	1:50.106	
12	36.073	161.0	37.552	107.9	Pit In	214.3	256.5	<u>2:04.965</u>		24	35.393	182.4	34.410	122.6	40.466	196.7	246.6	1:50.269	

114 Hendrik van ZOEST										PORSCHE 991-1 GT3 CUP									
lap	Sect-1	Speed	Sect-2	Speed	Sect-3	Speed	TopSpeed	laptime	pit	lap	Sect-1	Speed	Sect-2	Speed	Sect-3	Speed	Topspeed	laptime	pit
1		111.1	47.876	93.4	54.778		178.2	2:30.641		13	38.268	168.5	37.768	99.5	44.570	203.4	252.3	2:00.606	
2	43.935	131.1	46.908	87.4	52.909	185.6	213.0	2:23.752		14	37.156	170.1	37.195	107.8	44.234	205.7	252.3	1:58.585	
3	43.700	146.9	43.437	96.1	51.435	189.5	233.8	2:18.572		15	42.356	104.9	44.790	92.0	52.634	205.7	<u>254.7</u>	2:19.780	
4	41.038	144.8	42.764	101.4	50.054	193.5	237.9	2:13.856		16	1:01.990	77.0	48.460	118.8	50.233	154.5	175.6	2:40.683	
5	40.954	153.8	40.842	97.6	48.399	193.5	227.4	2:10.195		17	45.358	131.9	44.392	82.5	51.989	148.1	185.2	2:21.739	
6	39.337	154.9	39.869	97.5	48.626	197.8	246.6	2:07.832		18	44.101	122.6	43.807	84.2	45.208	143.4	179.1	2:13.116	
7	39.358	168.0	39.865	99.7	47.803	194.6	246.6	2:07.026		19	36.726	189.5	36.448	118.4	42.983	203.4	250.6	1:56.157	
8	38.856	168.2	39.346	105.9	46.301	200.0	250.0	2:04.503		20	36.228	184.9	36.583	111.3	43.206	206.9	252.9	1:56.017	
9	38.190	156.3	40.164	100.7	45.329	202.2	247.7	2:03.683		21	36.193	172.8	36.548	111.2	43.595	<u>208.1</u>	253.5	1:56.336	
10	38.997	154.5	39.160	101.2	45.865	203.4	252.9	2:04.022		22	36.734	180.3	36.078	<u>120.3</u>	43.073	205.7	252.9	1:55.885	
11	37.993	172.5	38.209	99.3	Pit In	200.0	249.4	<u>2:06.724</u>		23	<u>35.779</u>	<u>194.2</u>	<u>36.077</u>	116.0	<u>42.788</u>	205.7	253.5	<u>1:54.644</u>	
12	Pit Out	163.1	38.904	94.0	45.127			3:19.667		24	36.151	174.5	36.195	114.0	43.809	206.9	253.5	1:56.155	

118 FONTES-SILVERO										FERRARI 488 CH EVO									
lap	Sect-1	Speed	Sect-2	Speed	Sect-3	Speed	TopSpeed	laptime	pit	lap	Sect-1	Speed	Sect-2	Speed	Sect-3	Speed	Topspeed	laptime	pit
1		126.0	48.096	88.6	54.095		188.2	2:31.108		13	36.936	168.0	36.444	105.9	41.905	208.1	261.5	1:55.285	
2	44.347	140.3	47.245	87.8	52.742	188.5	205.7	2:24.334		14	34.997		35.789	110.5	42.200	213.0	259.6	1:52.986	
3	43.454	145.6	43.568	92.3	50.935	190.5	233.8	2:17.957		15	40.729		40.207	93.7	47.586	213.0	260.9	2:08.522	
4	41.231	153.6	42.799	96.0	50.391	193.5	252.3	2:14.421		16	59.598		1:02.015	77.4	1:12.158	174.8	176.2	3:13.771	
5	40.626	160.0	40.851	95.3	47.847	192.5	238.9	2:09.324		17	1:14.509	79.8	1:00.806	79.6	55.885	74.5	98.2	3:11.200	
6	48.206	176.8	40.791	99.4	47.541	200.0	240.5	2:16.538		18	35.148	175.0	35.178	108.9	41.696	194.6	248.8	1:52.022	
7	39.109	169.8	39.963	103.8	47.741	204.5	257.1	2:06.813		19	34.356	187.5	35.668	108.4	42.506	216.9	<u>263.4</u>	1:52.530	
8	39.189	181.5	40.144	90.5	47.259	203.4	257.8	2:06.592		20	35.289	185.9	35.150	108.2	42.019	209.3	257.1	1:52.458	
9	38.863	<u>190.8</u>	39.188	100.1	47.464	202.2	251.2	2:05.515		21	34.863	187.8	34.951	108.5	41.689	216.9	<u>263.4</u>	1:51.503	
10	38.997	147.9	40.948	102.5	Pit In	204.5	257.1	<u>2:14.376</u>		22	34.763	179.7	34.726	112.0	<u>40.726</u>	215.6	259.0	1:50.215	
11	Pit Out	152.1	37.672	109.0	43.199			3:35.047		23	<u>34.219</u>	186.5	<u>34.481</u>	<u>113.2</u>	40.838	218.2	262.1	<u>1:49.538</u>	
12	35.723	174.8	37.026	104.2	43.680	208.1	258.4	1:56.429		24									

120 GOMEZ-GOMEZ										VORTEX 2.0									
lap	Sect-1	Speed	Sect-2	Speed	Sect-3	Speed	TopSpeed	laptime	pit	lap	Sect-1	Speed	Sect-2	Speed	Sect-3	Speed	Topspeed	laptime	pit
1		134.3	46.563	91.6	51.896		182.1	2:20.589		6	38.242	161.0	39.430	<u>110.8</u>	44.876	202.2	247.7	2:02.548	



Caterham Racing Weekend

Autódromo Internacional do Algarve

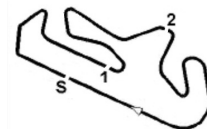
GT-CET
4 - 7 April 2024
Laps and Sector Times - RACE 2
Autodromo Internacional Algarve - 4652mtr.

2	43.628	129.3	44.895	89.1	49.727	196.7	235.3	2:18.250	7	37.808	165.4	38.189	108.4	44.043	206.9	249.4	2:00.040
3	41.525	147.5	43.662	90.6	48.779	201.1	239.5	2:13.966	8	<u>36.919</u>	<u>166.4</u>	<u>38.104</u>	105.0	44.440	<u>210.5</u>	252.3	1:59.463
4	40.825	149.8	42.114	94.7	47.467	201.1	242.2	2:10.406	9	37.009	160.2	38.525	107.2	<u>43.240</u>	209.3	<u>254.1</u>	<u>1:58.774</u>
5	39.996	158.1	40.599	102.7	46.546	204.5	246.0	2:07.141	10								

122 BARAMBI O-GARCIA										PORCHE 992K									
lap	Sect-1	Speed	Sect-2	Speed	Sect-3	Speed	TopSpeed	laptime	pit	lap	Sect-1	Speed	Sect-2	Speed	Sect-3	Speed	Topspeed	laptime	pit
1	47.347	129.3	43.921	99.5	49.400	137.9	206.9	2:20.878		13	36.014	170.9	35.969	117.8	Pit In	<u>218.2</u>	<u>261.5</u>	1:59.606	
2	40.674	151.0	40.407	104.4	46.573	201.1	245.5	2:07.654		14	Pit Out	152.1	39.663	108.9	44.323			3:29.913	
3	38.921	151.3	39.764	102.6	45.263	203.4	244.9	2:03.948		15	37.038		36.956	104.3	43.571	208.1	255.3	1:57.565	
4	39.091	156.3	38.526	105.6	44.635	205.7	247.7	2:02.252		16	39.336	115.9	43.789	89.6	52.858	211.8	256.5	2:15.983	
5	38.223	154.5	38.424	105.7	44.341	206.9	242.7	2:00.988		17	1:02.023	78.2	1:02.747	73.3	1:12.984	148.8	195.7	3:17.754	
6	37.748	165.4	38.322	109.5	42.978	209.3	246.0	1:59.048		18	1:13.277	90.8	1:01.611	84.7	55.161	82.9	103.0	3:10.049	
7	36.865	171.7	38.019	107.4	42.996	213.0	255.3	1:57.880		19	36.338	168.2	35.819	106.7	43.201	208.1	252.9	1:55.358	
8	36.725	165.4	36.915	112.9	42.276	213.0	257.8	1:55.916		20	34.716	184.0	34.865	113.8	41.032	211.8	259.0	1:50.613	
9	37.939	172.0	37.665	111.0	42.699	215.6	252.3	1:58.303		21	34.747	188.5	34.528	113.4	41.011	214.3	256.5	1:50.286	
10	36.841	171.4	36.757	<u>118.3</u>	41.390	216.9	260.9	1:54.988		22	34.450	<u>191.2</u>	<u>34.163</u>	106.6	<u>40.296</u>	211.8	254.7	<u>1:48.909</u>	
11	35.978	171.2	35.473	117.0	42.029	215.6	258.4	1:53.480		23	<u>34.153</u>	<u>191.2</u>	34.444	107.6	41.521	215.6	257.8	1:50.118	
12	35.494	179.4	35.408	117.0	40.977	211.8	257.1	1:51.879		24	34.771	189.1	35.007	111.1	40.806	198.9	249.4	1:50.584	

123 SANABRI A-BRIOSO										PORSCHE 992 C UP									
lap	Sect-1	Speed	Sect-2	Speed	Sect-3	Speed	TopSpeed	laptime	pit	lap	Sect-1	Speed	Sect-2	Speed	Sect-3	Speed	Topspeed	laptime	pit
1		111.3	48.411	86.9	54.481		186.9	2:29.811		13	36.439	180.3	36.515	99.2	43.425	210.5	<u>259.0</u>	1:56.379	
2	44.409	122.2	47.857	86.1	54.842	184.6	214.3	2:27.108		14	36.217	180.3	36.213	101.5	45.398	203.4	253.5	1:57.828	
3	44.664	122.7	46.509	86.0	52.144	185.6	206.9	2:23.317		15	43.302	139.5	40.970	94.7	48.185	185.6	173.1	2:12.457	
4	43.825	148.4	45.087	89.9	51.137	188.5	231.8	2:20.049		16	40.834	162.4	44.246	71.2	1:11.067	195.7	197.8	2:36.147	
5	42.163	141.5	43.869	93.5	52.079	187.5	228.8	2:18.111		17	1:13.842	88.2	1:00.552	71.5	53.150	79.6	102.0	3:07.544	
6	42.741	134.7	42.808	95.6	49.031	185.6	229.3	2:14.580		18	38.143	182.1	35.864	<u>118.8</u>	42.017	197.8	244.9	1:56.024	
7	40.403	161.7	42.690	94.7	48.394	190.5	234.8	2:11.487		19	34.933	<u>201.1</u>	35.589	108.5	41.439	213.0	257.1	1:51.961	
8	40.105	160.5	41.855	98.6	49.962	194.6	243.8	2:11.922		20	35.368	179.7	35.528	100.3	<u>41.438</u>	210.5	257.1	1:52.334	
9	40.846	164.4	40.867	98.0	Pit In	185.6	230.8	<u>2:20.762</u>		21	<u>34.886</u>	182.4	<u>34.883</u>	111.3	41.495	214.3	258.4	<u>1:51.264</u>	
10	Pit Out	153.0	39.718	97.6	46.301			3:34.614		22	35.433	174.8	35.528	102.1	41.987	<u>215.6</u>	257.1	1:52.948	
11	38.752	160.5	38.571	98.6	44.603	202.2	252.9	2:01.926		23	35.674	171.7	36.429	101.1	42.664	213.0	256.5	1:54.767	
12	37.082	174.2	36.879	99.8	44.172	205.7	253.5	1:58.133		24									

133 SANTOS AVALLE - KRISTENSEN										LIGIER JS2R									
lap	Sect-1	Speed	Sect-2	Speed	Sect-3	Speed	TopSpeed	laptime	pit	lap	Sect-1	Speed	Sect-2	Speed	Sect-3	Speed	Topspeed	laptime	pit
1		127.1	46.652	90.4	53.311		183.7	2:33.157		13	39.214	150.2	40.285	100.4	Pit In	170.6	220.4	2:09.553	
2	44.923	138.3	45.770	91.6	53.398	179.1	223.1	2:24.091		14	Pit Out	139.4	40.972	101.5	45.996			3:23.514	
3	57.491	124.4	44.761	90.6	51.426	180.0	211.4	2:33.678		15	46.027	136.0	41.356	96.9	46.960	174.8	137.8	2:14.343	
4	42.794	137.2	43.229	89.2	49.196	179.1	225.9	2:15.219		16	41.640	137.4	44.190	89.8	1:11.831	169.8	186.2	2:37.661	
5	41.462	154.1	42.622	91.3	48.935	186.5	228.8	2:13.019		17	1:14.074	95.2	1:00.741	74.8	53.861	88.7	92.9	3:08.676	
6	41.266	142.9	41.364	94.4	48.497	181.8	226.9	2:11.127		18	41.113	165.4	38.394	105.7	44.006	189.5	232.3	2:03.513	
7	40.748	150.2	41.561	93.1	47.449	177.3	225.0	2:09.758		19	38.003	163.1	<u>37.238</u>	110.5	43.025	<u>195.7</u>	225.9	1:58.266	
8	41.106	133.8	41.047	92.9	48.197	181.8	225.5	2:10.350		20	<u>37.299</u>	168.8	37.472	110.7	43.264	193.5	232.3	<u>1:58.035</u>	
9	39.407	140.8	40.463	94.5	46.476	182.7	227.4	2:06.346		21	37.580	166.4	37.716	111.3	43.110	191.5	231.3	1:58.406	
10	38.635	153.8	39.247	94.2	45.387	183.7	226.9	2:03.269		22	37.737	161.9	38.871	105.0	<u>42.915</u>	193.5	231.8	1:59.523	
11	38.286	146.3	39.098	98.5	44.633	185.6	228.8	2:02.017		23	37.536	<u>175.6</u>	38.371	<u>112.7</u>	43.858	193.5	<u>233.8</u>	1:59.765	
12	37.876	154.9	39.851	102.7	48.471	188.5	231.3	2:06.198		24									



Caterham Racing Weekend

Autódromo Internacional do Algarve

GT-CET

4 - 7 April 2024

Laps and Sector Times - RACE 2

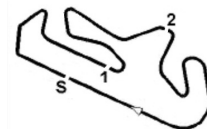
Autodromo Internacional Algarve - 4652mtr.

135 MARTINS-SVEPES										PORSCHE 992 GT3 CUP									
lap	Sect-1	Speed	Sect-2	Speed	Sect-3	Speed	TopSpeed	laptime	pit	lap	Sect-1	Speed	Sect-2	Speed	Sect-3	Speed	Topspeed	laptime	pit
1		124.9	48.042	90.2	53.998		182.4	2:24.675		13	34.707	155.8	35.969	108.8	41.620	215.6	<u>259.6</u>	1:52.296	
2	46.923	120.8	46.996	86.5	51.907	188.5	211.8	2:25.826		14	37.027	186.5	34.112	109.0	39.984	211.8	257.8	1:51.123	
3	43.468	138.1	44.658	88.4	50.403	188.5	210.5	2:18.529		15	34.467	193.9	35.830	99.0	42.117	214.3	258.4	1:52.414	
4	41.069	152.3	42.029	92.1	48.142	195.7	229.8	2:11.240		16	36.638	158.1	38.299	112.4	45.255	206.9	239.5	2:00.192	
5	40.633	154.3	40.850	100.7	47.132	195.7	225.9	2:08.615		17	40.682	145.6	43.226	72.8	1:10.588	190.5	207.3	2:34.496	
6	39.030	161.9	39.608	99.7	46.463	198.9	247.1	2:05.101		18	1:14.134	78.4	1:00.025	76.0	52.151	89.1	102.3	3:06.310	
7	38.264	164.6	39.417	74.5	45.588	200.0	248.3	2:03.269		19	35.493	190.5	34.149	118.4	40.550	213.0	<u>259.6</u>	1:50.192	
8	37.698	164.9	38.323	106.1	44.882	203.4	250.0	2:00.903		20	33.746	181.8	34.684	<u>118.6</u>	39.766	216.9	259.0	1:48.196	
9	37.036	170.3	38.121	100.0	43.951	205.7	252.9	1:59.108		21	33.674	<u>196.7</u>	34.042	103.7	39.818	215.6	255.9	1:47.534	
10	36.288	179.7	37.910	101.1	Pit In	206.9	253.5	<u>2:04.665</u>		22	33.844	192.2	33.739	108.1	39.674	216.9	257.8	1:47.257	
11	Pit Out	164.9	37.999	106.9	41.894			<u>3:31.897</u>		23	33.793	189.8	<u>33.440</u>	114.0	39.540	216.9	257.8	<u>1:46.773</u>	
12	35.398	170.3	35.563	106.6	41.299	214.3	257.8	1:52.260		24	<u>33.552</u>	190.5	33.795	108.1	<u>39.510</u>	<u>218.2</u>	259.0	1:46.857	

136 MOLEIRO-CRUZ										PORSCHE 992 GT3 CUP									
lap	Sect-1	Speed	Sect-2	Speed	Sect-3	Speed	TopSpeed	laptime	pit	lap	Sect-1	Speed	Sect-2	Speed	Sect-3	Speed	Topspeed	laptime	pit
1		125.6	47.380	92.1	53.340		177.9	2:26.134		13	34.983	176.2	35.957	106.0	41.220	208.1	255.9	1:52.160	
2	44.977	135.8	45.536	82.9	49.742	192.5	212.2	2:20.255		14	37.467	171.7	35.405	103.7	Pit In	211.8	238.9	<u>2:01.389</u>	
3	40.857	143.8	41.980	98.2	49.142	196.7	223.1	2:11.979		15	Pit Out	152.1	37.535	103.8	45.782			<u>3:46.093</u>	
4	40.789	150.4	39.793	102.9	47.425	194.6	225.0	2:08.007		16	38.805	132.5	39.344	103.2	45.538	197.8	235.8	2:03.687	
5	39.099	162.4	39.133	97.6	47.173	198.9	249.4	2:05.405		17	40.665	150.2	42.811	71.0	1:10.879	190.5	217.7	2:34.355	
6	37.263	158.4	39.483	93.9	45.705	202.2	250.0	2:02.451		18	1:14.098	78.9	1:00.074	72.9	52.667	77.6	99.8	3:06.839	
7	37.332	171.2	37.726	96.3	44.529	200.0	250.0	1:59.587		19	1:29.090	180.9	36.565	111.2	41.837	211.8	<u>260.2</u>	2:47.492	
8	36.286	166.7	38.138	91.4	44.880	206.9	255.3	1:59.304		20	35.655	177.0	35.786	114.8	41.131	206.9	254.1	1:52.572	
9	36.685	164.6	39.208	106.2	44.890	204.5	253.5	2:00.783		21	34.944	185.6	35.401	115.4	41.148	<u>213.0</u>	256.5	1:51.493	
10	35.812	<u>191.5</u>	36.809	98.0	42.586	204.5	252.9	1:55.207		22	36.073	174.5	36.335	<u>118.9</u>	41.567	211.8	242.2	1:53.975	
11	35.684	187.2	36.888	102.8	42.617	208.1	252.3	1:55.189		23	<u>34.733</u>	191.2	35.144	112.7	41.489	211.8	257.1	1:51.366	
12	35.550	177.9	36.247	96.3	42.154	204.5	253.5	1:53.951		24	34.873	180.6	<u>35.000</u>	112.9	<u>41.034</u>	<u>213.0</u>	255.9	<u>1:50.907</u>	

140 MARREI ROS-MARREI ROS										PORSCHE 992 GT3 CUP									
lap	Sect-1	Speed	Sect-2	Speed	Sect-3	Speed	TopSpeed	laptime	pit	lap	Sect-1	Speed	Sect-2	Speed	Sect-3	Speed	Topspeed	laptime	pit
1		121.1	47.812	90.5	53.859		183.4	2:25.581		13	39.306	150.2	38.812	105.9	43.859	205.7	231.3	2:01.977	
2	46.237	125.3	47.778	83.3	53.492	185.6	217.3	2:27.507		14	37.310	163.6	38.493	101.2	45.849	204.5	249.4	2:01.652	
3	46.450	135.5	48.205	83.1	Pit In	190.5	224.5	<u>2:43.094</u>		15	40.663	134.3	40.248	91.2	46.456	196.7	203.4	2:07.367	
4	Pit Out	156.5	40.969	96.0	48.536			<u>2:50.310</u>		16	40.377	141.7	39.948	91.0	49.962	196.7	192.9	2:10.287	
5	39.984	161.7	51.290	97.0	48.313	190.5	242.2	2:19.587		17	1:14.406	70.1	58.931	77.9	52.564	95.5	119.5	3:05.901	
6	39.656	158.8	40.541	94.4	47.986	194.6	244.9	2:08.183		18	37.665	162.2	37.379	<u>107.7</u>	43.616	201.1	247.7	1:58.660	
7	39.599	161.2	40.170	97.4	46.941	195.7	246.6	2:06.710		19	36.516	173.9	36.278	101.3	42.395	<u>208.1</u>	252.3	1:55.189	
8	39.240	172.8	38.941	95.7	46.093	200.0	248.8	2:04.274		20	36.084	161.0	36.172	105.9	42.491	<u>208.1</u>	251.2	1:54.747	
9	38.678	169.8	39.204	98.6	45.547	200.0	247.7	2:03.429		21	35.979	182.4	35.859	106.8	41.762	204.5	249.4	1:53.600	
10	38.530	163.6	38.913	104.9	47.025	204.5	251.7	2:04.468		22	35.217	<u>186.2</u>	35.420	103.6	<u>41.467</u>	<u>208.1</u>	251.7	1:52.104	
11	38.377	169.3	39.975	101.7	Pit In	206.9	<u>253.5</u>	<u>2:12.931</u>		23	<u>35.054</u>	<u>186.2</u>	<u>35.228</u>	105.2	41.715	<u>208.1</u>	251.2	<u>1:51.997</u>	
12	Pit Out	148.8	40.222	104.9	46.043			<u>3:33.877</u>		24									

150 RAMOS-CARVALHO										ASTON MARTIN VANTAGE									
lap	Sect-1	Speed	Sect-2	Speed	Sect-3	Speed	TopSpeed	laptime	pit	lap	Sect-1	Speed	Sect-2	Speed	Sect-3	Speed	Topspeed	laptime	pit
1		121.8	47.878	90.1	54.407		190.8	2:30.700		13	Pit Out	142.1	41.378	100.2	47.025			<u>3:50.097</u>	
2	44.858	132.2	47.457	86.2	53.521	180.0	207.3	2:25.836		14	39.870	161.4	39.504	104.2	47.146	190.5	229.3	2:06.520	
3	44.198	134.2	44.766	90.7	49.852	184.6	216.9	2:18.816		15	40.224	153.0	39.842	100.8	46.210	188.5	209.3	2:06.276	
4	43.342	141.0	43.413	96.7	49.378	186.5	222.7	2:16.133		16	40.118	155.4	42.990	71.1	1:11.213	192.5	220.4	2:34.321	



Caterham Racing Weekend

Autódromo Internacional do Algarve

GT-CET

4 - 7 April 2024

Laps and Sector Times - RACE 2

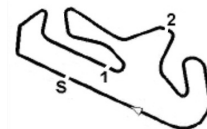
Autodromo Internacional Algarve - 4652mtr.

5	41.255	148.8	41.969	99.5	49.853	187.5	216.9	2:13.077	17	1:14.094	81.9	59.977	71.1	53.083	75.0	100.6	3:07.154
6	42.705	155.2	41.667	100.6	48.752	190.5	219.1	2:13.124	18	39.958	165.1	38.576	109.5	44.201	<u>197.8</u>	<u>240.5</u>	2:02.735
7	40.956	146.5	42.418	96.2	48.574	191.5	228.3	2:11.948	19	38.756	155.8	38.197	107.1	44.356	194.6	222.7	2:01.309
8	40.825	151.0	40.327	112.5	46.090	188.5	219.5	2:07.242	20	38.474	159.3	39.214	103.0	44.240	193.5	230.3	2:01.928
9	40.156	158.1	39.382	<u>114.2</u>	45.520	194.6	234.3	2:05.058	21	39.044	163.1	37.688	100.7	<u>43.363</u>	193.5	231.8	2:00.095
10	39.210	154.1	38.616	110.8	44.626	192.5	234.8	2:02.452	22	<u>36.854</u>	<u>170.6</u>	<u>37.624</u>	101.8	<u>43.366</u>	195.7	233.8	<u>1:57.844</u>
11	39.075	156.5	38.893	98.8	46.099	194.6	234.8	2:04.067	23	37.400	166.9	37.809	106.4	43.955	194.6	232.3	1:59.164
12	39.363	157.4	38.688	107.6	Pit In	192.5	232.3	<u>2:09.848</u>	24								

166 CAETANO-POSSER										PORSCHE 991.2 GT3 CUP									
lap	Sect-1	Speed	Sect-2	Speed	Sect-3	Speed	TopSpeed	laptime	pit	lap	Sect-1	Speed	Sect-2	Speed	Sect-3	Speed	Topspeed	laptime	pit
1		120.3	47.561	87.6	53.645		181.2	2:28.497		13	38.838	158.4	37.911	97.6	Pit In	<u>210.5</u>	<u>255.9</u>	2:09.679	
2	44.373	120.7	48.289	85.3	51.838	193.5	209.3	2:24.500		14	Pit Out	143.8	41.228	93.4	45.800			3:50.259	
3	43.928	132.5	43.967	96.0	50.499	194.6	237.4	2:18.394		15	39.823	156.1	39.151	92.8	44.990	204.5	195.7	2:03.964	
4	42.090	137.9	42.491	93.3	50.031	196.7	229.3	2:14.612		16	49.561	70.0	1:00.242	72.4	1:12.099	206.9	241.6	3:01.902	
5	41.019	149.8	40.738	97.8	47.011	193.5	218.2	2:08.768		17	1:13.590	72.5	1:01.431	73.6	54.767	80.7	92.1	3:09.788	
6	40.057	153.2	39.998	94.1	46.197	200.0	232.3	2:06.252		18	44.468	163.9	38.224	<u>108.3</u>	43.589	201.1	223.6	2:06.281	
7	39.868	150.0	40.393	91.6	47.203	203.4	240.0	2:07.464		19	37.494	142.3	38.468	106.3	43.555	206.9	230.3	1:59.517	
8	39.695	154.3	40.040	95.3	46.895	203.4	232.8	2:06.630		20	36.853	<u>171.2</u>	<u>36.713</u>	100.0	<u>43.006</u>	208.1	247.1	<u>1:56.572</u>	
9	38.877	150.8	40.277	104.1	45.186	203.4	237.9	2:04.340		21	<u>36.482</u>	161.4	38.007	94.9	43.107	209.3	250.6	1:57.596	
10	39.445	153.6	40.606	97.6	45.436	205.7	248.8	2:05.487		22	36.696	163.1	37.476	100.2	43.118	206.9	242.2	1:57.290	
11	38.029	161.7	38.098	101.2	44.837	206.9	246.6	2:00.964		23	36.497	168.8	37.044	98.7	43.037	206.9	253.5	1:56.578	
12	38.399	159.1	37.628	98.4	43.800	206.9	244.9	1:59.827		24									

181 MAREK-GUI TI ERREZ AGÜI										MCLAREN ARTURA GT4									
lap	Sect-1	Speed	Sect-2	Speed	Sect-3	Speed	TopSpeed	laptime	pit	lap	Sect-1	Speed	Sect-2	Speed	Sect-3	Speed	Topspeed	laptime	pit
1		134.5	46.711		53.200			2:26.130		13	37.183	158.6	38.578		Pit In	<u>196.7</u>	234.3	2:06.322	
2	44.298	151.3	43.109		49.973	175.6	212.6	2:17.380		14	Pit Out		39.430		45.224			3:48.666	
3	41.753	138.8	44.116		50.571	185.6		2:16.440		15	44.565		45.650		52.517	188.5	227.4	2:22.732	
4	40.902	143.8	41.531		48.250	179.1		2:10.683		16	1:01.971		45.964		52.636	162.2	180.9	2:40.571	
5	40.452	159.3	41.395		46.759	186.5	230.3	2:08.606		17	46.181		44.527		51.668	167.4		2:22.376	
6	39.487	161.7	39.827		46.368	189.5		2:05.682		18	44.232		43.694		52.032	159.3	199.3	2:19.958	
7	39.189	166.9	39.447		45.255	190.5		2:03.891		19	38.677		37.698		43.474	169.8	220.9	1:59.849	
8	38.410	173.9	38.645		44.663	192.5		2:01.718		20	37.316		37.487		43.438	193.5	232.3	1:58.241	
9	38.449	169.5	39.217		44.104	194.6	233.8	2:01.770		21	37.314		37.573		43.559	<u>196.7</u>		1:58.446	
10	37.666	174.8	38.178		44.001	194.6	233.8	1:59.845		22	37.040	169.0	37.482		43.430	194.6	233.3	1:57.952	
11	38.702	170.1	37.727		43.564	194.6	<u>236.8</u>	1:59.993		23	<u>36.899</u>	<u>178.8</u>	37.542		43.760	194.6		1:58.201	
12	37.240	175.0	37.379		<u>43.139</u>	<u>196.7</u>		<u>1:57.758</u>		24	37.197	178.5	<u>37.232</u>		43.360	194.6	231.3	1:57.789	

191 Jean-Roch PIAT										PORSCHE 991.1 GT3 CUP									
lap	Sect-1	Speed	Sect-2	Speed	Sect-3	Speed	TopSpeed	laptime	pit	lap	Sect-1	Speed	Sect-2	Speed	Sect-3	Speed	Topspeed	laptime	pit
1	53.107	115.1	50.017	80.1	55.927	124.1	161.7	2:39.083		12	39.935	151.7	40.091	92.6	45.636	200.0	244.3	2:05.662	
2	47.034	115.3	48.894	80.0	55.351	183.7	207.7	2:31.279		13	41.136	146.7	41.800	88.7	Pit In	205.7	240.0	2:19.744	
3	46.332	117.6	47.232	75.2	55.119	184.6	216.0	2:28.683		14	Pit Out	151.9	40.191	96.5	47.575			3:40.114	
4	46.067	120.1	45.471	81.9	53.207	180.0	214.7	2:24.745		15	59.115	66.9	1:02.078	71.2	1:12.494	169.0	177.3	3:13.687	
5	43.176	141.2	44.301	84.4	51.370	191.5	220.9	2:18.847		16	1:13.679	87.7	1:01.601	82.4	56.303	77.9	100.9	3:11.583	
6	43.280	134.5	44.636	79.0	50.596	190.5	231.3	2:18.512		17	42.269	155.6	42.773	<u>101.1</u>	44.695	189.5	219.5	2:09.737	
7	43.788	147.3	46.110	82.8	49.482	193.5	218.6	2:19.380		18	38.023	163.9	37.528	99.1	43.919	206.9	253.5	1:59.470	
8	42.716	154.5	43.180	80.4	51.845	193.5	194.6	2:17.741		19	37.779	162.2	38.264	98.1	43.711	206.9	<u>254.7</u>	1:59.754	
9	41.261	161.4	42.046	85.4	48.743	197.8	225.9	2:12.050		20	37.467	176.5	37.020	94.3	43.432	<u>209.3</u>	250.6	1:57.919	
10	41.283	141.5	41.396	89.0	48.023	194.6	244.3	2:10.702		21	37.516	171.7	37.123	97.0	43.111	208.1	253.5	1:57.750	



Caterham Racing Weekend

Autódromo Internacional do Algarve

GT-CET

4 - 7 April 2024

Laps and Sector Times - RACE 2

Autodromo Internacional Algarve - 4652mtr.

11	40.385	159.1	41.166	88.7	46.779	200.0	242.7	2:08.330	22	<u>37.233</u>	<u>177.9</u>	<u>36.980</u>	94.3	<u>43.044</u>	204.5	250.6	<u>1:57.257</u>
----	--------	-------	--------	------	--------	-------	-------	----------	----	---------------	--------------	---------------	------	---------------	-------	-------	-----------------

199 José BARROS										PORSCHE 991.2 GT3 CUP									
lap	Sect-1	Speed	Sect-2	Speed	Sect-3	Speed	TopSpeed	laptime	pit	lap	Sect-1	Speed	Sect-2	Speed	Sect-3	Speed	Topspeed	laptime	pit
1		127.5	47.682	93.1	53.290		168.8	2:25.465		13	34.989	178.8	35.838	123.9	42.222	214.3	262.1	1:53.049	
2	42.985	130.3	42.867	94.6	51.332	193.5	210.5	2:17.184		14	35.241		35.525	114.5	41.975	211.8	259.0	1:52.741	
3	42.532	132.8	43.195	102.7	48.562	194.6	221.8	2:14.289		15	35.023		35.923	117.6	43.977	215.6	260.9	1:54.923	
4	39.871	147.1	40.263	111.0	47.013	200.0	228.3	2:07.147		16	43.973		43.394	104.0	47.872	144.6	147.1	2:15.239	
5	39.786	157.7	40.065	114.3	45.775	203.4	242.7	2:05.626		17	41.271		44.752	75.2	1:11.873	159.3	181.8	2:37.896	
6	37.766	158.6	39.119	118.6	44.594	201.1	250.0	2:01.479		18	1:13.626	76.1	1:01.204	77.3	54.520	78.4	96.9	3:09.350	
7	37.818	161.0	38.444	115.6	43.657	209.3	254.1	1:59.919		19	36.183	187.5	35.652		40.907	201.1	255.3	1:52.742	
8	38.234	155.4	37.790	107.0	44.465	213.0	253.5	2:00.489		20	34.532	191.8	34.555	119.6	41.989	215.6	<u>263.4</u>	1:51.076	
9	37.067	173.4	38.473	103.5	42.899	205.7	257.1	1:58.439		21	35.298	188.5	34.923	117.5	40.592	204.5	257.8	1:50.813	
10	36.175	169.0	36.963	113.4	42.670	214.3	262.8	1:55.808		22	<u>34.139</u>	189.8	34.968	<u>127.5</u>	40.924	<u>216.9</u>	262.1	1:50.031	
11	36.304	167.7	36.858	117.8	Pit In	214.3	262.1	<u>2:06.098</u>		23	34.308	<u>196.7</u>	34.680	119.5	41.757	<u>216.9</u>	262.1	1:50.745	
12	Pit Out	162.4	37.213	117.9	42.288			<u>3:26.426</u>		24	34.142	<u>196.7</u>	<u>34.067</u>	124.7	<u>40.500</u>	210.5	258.4	<u>1:48.709</u>	

415 Jeremy FALI GAND										PORSCHE CUP 992									
lap	Sect-1	Speed	Sect-2	Speed	Sect-3	Speed	TopSpeed	laptime	pit	lap	Sect-1	Speed	Sect-2	Speed	Sect-3	Speed	Topspeed	laptime	pit
1		119.9	47.752	91.3	53.369		177.0	2:27.368		13	38.387	168.2	37.972	106.1	43.971	204.5	254.7	2:00.330	
2	44.904	122.7	48.378	88.2	52.005	190.5	204.2	2:25.287		14	37.444	162.4	37.311	113.4	43.088	210.5	256.5	1:57.843	
3	43.197	139.5	44.864	96.6	50.501	194.6	228.3	2:18.562		15	37.063	154.9	37.889	112.1	44.409	204.5	251.2	1:59.361	
4	41.411	154.7	43.094	97.6	52.400	192.5	241.1	2:16.905		16	1:00.991	63.8	57.701	94.2	46.862	173.9	170.9	2:45.554	
5	42.892	130.6	43.771	92.7	49.997	185.6	210.1	2:16.660		17	38.844	161.4	39.120	85.2	52.012	191.5	238.4	2:09.976	
6	41.837	157.7	42.268	93.3	49.023	195.7	232.8	2:13.128		18	44.450	121.8	43.392	82.3	50.654	142.9	161.9	2:18.496	
7	40.285	154.1	42.260	89.5	49.958	195.7	243.8	2:12.503		19	36.666	186.9	35.939	111.8	42.422	182.7	227.4	1:55.027	
8	41.167	143.8	42.160	105.9	48.070	200.0	220.9	2:11.397		20	35.325	188.2	35.823	111.9	<u>42.259</u>	206.9	255.3	1:53.407	
9	39.592	165.6	39.948	106.0	46.036	202.2	246.0	2:05.576		21	35.427	183.1	35.719	107.9	42.950	<u>211.8</u>	<u>257.1</u>	1:54.096	
10	37.773	161.4	39.308	100.2	45.066	203.4	251.2	2:02.147		22	35.318	190.5	35.748	<u>118.0</u>	42.611	205.7	252.3	1:53.677	
11	37.466	168.8	38.964	96.7	Pit In	208.1	254.7	<u>2:10.936</u>		23	35.105	<u>193.9</u>	35.735	111.1	42.731	210.5	255.3	1:53.571	
12	Pit Out	174.5	38.834	107.1	45.332			<u>3:18.815</u>		24	<u>34.808</u>	174.5	<u>35.542</u>	108.9	42.508	210.5	256.5	<u>1:52.858</u>	

701 Patrick L. BAY										VORTEX 1.0									
lap	Sect-1	Speed	Sect-2	Speed	Sect-3	Speed	TopSpeed	laptime	pit	lap	Sect-1	Speed	Sect-2	Speed	Sect-3	Speed	Topspeed	laptime	pit
1		127.8	1:09.577	86.4	53.199		183.4	2:46.332		13	38.676	158.8	36.543	115.4	42.629	200.0	239.5	1:57.848	
2	43.031	127.7	44.181	88.9	52.139	184.6	232.8	2:19.351		14	40.759	173.9	36.855	108.8	42.086	202.2	240.5	1:59.700	
3	43.132	132.5	43.839	89.8	52.211	188.5	234.3	2:19.182		15	37.827	157.2	38.036	109.1	44.982	201.1	232.8	2:00.845	
4	42.160	147.1	43.455	92.4	50.160	191.5	234.3	2:15.775		16	59.685	77.9	1:01.891	72.8	1:11.922	169.8	186.9	3:13.498	
5	41.324	159.8	42.099	91.9	48.904	191.5	232.3	2:12.327		17	1:14.332	73.4	1:00.928	85.0	55.264	81.1	93.0	3:10.524	
6	40.638	148.4	41.837	90.5	48.191	190.5	231.8	2:10.666		18	36.338	176.5	35.324	<u>119.3</u>	41.910	196.7	237.9	1:53.572	
7	39.350	159.8	39.512	98.5	48.231	195.7	236.3	2:07.093		19	35.741	172.2	35.245	116.8	41.322	205.7	242.2	1:52.308	
8	40.675	159.8	39.983	102.9	46.277	196.7	224.1	2:06.935		20	35.393	187.2	34.882	113.4	40.994	204.5	242.7	1:51.269	
9	38.471	160.2	38.272	106.1	45.333	195.7	237.4	2:02.076		21	35.177	<u>190.8</u>	34.812	114.2	40.550	205.7	243.8	1:50.539	
10	38.606	165.1	37.820	106.1	Pit In	196.7	237.9	<u>2:07.670</u>		22	35.092	183.1	<u>34.492</u>	114.9	<u>40.240</u>	205.7	241.6	1:49.824	
11	Pit Out	173.1	38.270	103.1	44.452			<u>3:31.608</u>		23	<u>34.428</u>	189.8	34.571	118.3	40.445	<u>206.9</u>	<u>246.0</u>	<u>1:49.444</u>	
12	36.853	167.4	38.511	98.8	43.560	195.7	236.8	1:58.924		24									