

Caterham Racing Weekend

Autódromo Internacional do Algarve

GT-CET
4 - 7 April 2024
Laps and Sector Times - RACE 1
Autodromo Internacional Algarve - 4652mtr.

6 CANI ZARES-MENKES								PEUGEOT 308 RACING CUP											
lap	Sect-1	Speed	Sect-2	Speed	Sect-3	Speed	TopSpeed	laptime	pit	lap	Sect-1	Speed	Sect-2	Speed	Sect-3	Speed	Topspeed	laptime	pit
1		62.2	1:42.592	92.2	Pit In		185.2	3:36.966		8	Pit Out		1:11.363	77.0	56.185				4:21.874
2	Pit Out	145.9	44.808	108.1	52.508			7:36.737		9	52.766		47.281	83.7	49.986	124.6	150.4	2:30.033	
3	44.870		41.779	94.5	46.466	87.0	179.7	2:13.115		10	45.325		44.873	87.4	48.000	148.1	168.0	2:18.198	
4	38.720		38.272	116.4	44.789	181.8	220.0	2:01.781		11	44.009		40.760	91.7	1:09.461	169.0	183.4	2:34.230	
5	38.220	158.6	38.191	113.9	44.417	180.0	219.5	2:00.828		12	59.875	93.3	52.510	76.3	1:08.809	75.2	134.0	3:01.194	
6	37.701		38.393	107.4	43.763	182.7	220.9	1:59.857		13	58.939	76.2	46.053	82.1	1:01.117	85.9	104.8	2:46.109	
7	37.647		38.609	110.8	Pit In	186.5	221.3	2:07.828		14									

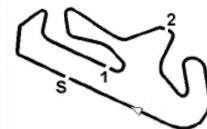
9 ALBORS-LOPEZ								RENAULT CLIO CUP IV											
lap	Sect-1	Speed	Sect-2	Speed	Sect-3	Speed	TopSpeed	laptime	pit	lap	Sect-1	Speed	Sect-2	Speed	Sect-3	Speed	Topspeed	laptime	pit
1	48.389		42.652	93.7	47.712	83.7	171.4	2:18.753		12	1:00.433		1:01.319	78.7	1:06.962	87.8	139.2	3:08.714	
2	41.981		42.602	102.4	47.277	171.4	205.7	2:11.860		13	1:04.042		56.399	82.6	1:10.057	83.5	100.6	3:10.498	
3	41.219		41.945	112.9	47.915	173.1	206.9	2:11.079		14	1:01.211		53.204	75.6	1:06.604	98.4	99.7	3:01.019	
4	41.736		42.228	99.1	47.439	173.1	205.7	2:11.403		15	58.994		49.189	95.3	59.804	86.5	93.0	2:47.987	
5	42.891		42.479	105.3	53.675	169.0	201.5	2:19.045		16	41.009		42.074	99.5	48.641	168.2	198.2	2:11.724	
6	45.216		41.942	96.4	46.950	98.6	168.5	2:14.108		17	41.587		41.235	103.1	47.855	171.4	203.0	2:10.677	
7	41.051		41.613	96.0	46.929	173.1	207.3	2:09.593		18	41.799		43.653	103.1	48.608	168.2	195.3	2:14.060	
8	40.291		41.400	93.8	46.962	173.1	205.7	2:08.653		19	42.092		43.780	108.3	48.220	166.7	191.8	2:14.092	
9	40.564		41.141	100.7	47.173	173.1	206.1	2:08.878		20	41.613		41.139	113.0	47.338	169.0	204.2	2:10.090	
10	41.581		42.401	84.8	Pit In	173.1	205.7	2:17.982		21	40.436		41.830	107.9	47.243	171.4	203.0	2:09.509	
11	Pit Out		59.526	77.4	1:26.129			4:34.411		22									

15 GOROSTI ZA-CHILLIDA								BMW M2 CS RACING											
lap	Sect-1	Speed	Sect-2	Speed	Sect-3	Speed	TopSpeed	laptime	pit	lap	Sect-1	Speed	Sect-2	Speed	Sect-3	Speed	Topspeed	laptime	pit
1			1:16.453	66.0	Pit In		193.5	3:35.230		2									

20 AI ZPURUA-GOMEZ								RENAULT CLIO CUP V											
lap	Sect-1	Speed	Sect-2	Speed	Sect-3	Speed	TopSpeed	laptime	pit	lap	Sect-1	Speed	Sect-2	Speed	Sect-3	Speed	Topspeed	laptime	pit
1	49.444	130.6	43.623	111.2	49.808	90.2	166.4	2:22.875		7	43.077	148.4	42.720	101.5	49.128	162.2	194.6	2:14.925	
2	43.441	144.4	42.839	101.9	49.448	162.9	195.7	2:15.728		8	44.722	154.7	1:08.914	99.7	Pit In	161.4	189.5	2:55.066	
3	43.383	148.4	43.059	100.2	49.629	163.6	196.7	2:16.071		9	Pit Out	132.4	44.429	94.6	Pit In			5:27.665	
4	44.357	153.2	43.357	100.7	49.732	163.6	195.7	2:17.446		10	Pit Out	82.9	57.341	88.5	Pit In			7:51.055	
5	44.028	151.9	43.626	100.1	49.593	162.9	195.3	2:17.247		11	Pit Out	123.4	49.559	84.4	54.956			4:34.191	
6	1:08.589	145.7	43.678	96.9	49.248	162.9	23.6	2:41.515		12	44.535		43.610	89.2	48.921	160.7	194.6	2:17.066	

23 CARAYOL-GOMEZ								RENAULT CLIO CUP IV											
lap	Sect-1	Speed	Sect-2	Speed	Sect-3	Speed	TopSpeed	laptime	pit	lap	Sect-1	Speed	Sect-2	Speed	Sect-3	Speed	Topspeed	laptime	pit
1	47.640		41.926	92.2	47.257	87.8	170.9	2:16.823		10	1:03.750		53.195	72.2	1:11.588	125.4	80.8	3:08.533	
2	41.828		42.319	104.8	47.592	174.8	204.5	2:11.739		11	59.990		52.353	77.0	1:08.911	79.1	134.0	3:01.254	
3	40.992		41.492	96.3	47.469	172.2	205.3	2:09.953		12	58.988		46.115	87.9	1:01.498	78.9	106.7	2:46.601	
4	42.045		42.346	87.4	48.339	172.2	204.2	2:12.730		13	40.814		40.680	107.2	47.026	171.4	204.9	2:08.520	
5	42.246		42.376	92.8	56.710	169.8	203.0	2:21.332		14	40.517		41.068	92.5	46.733	168.2	203.4	2:08.318	
6	9:16.750		42.546	107.6	49.393	63.2		10:48.689		15	40.806		40.707	95.4	46.035	172.2	205.3	2:07.548	
7	42.860		41.001	101.7	Pit In	168.2	199.6	2:18.754		16	41.395		42.982	103.1	47.673	173.9	206.9	2:12.050	
8	Pit Out		44.276	91.8	47.314			3:40.605		17	42.056		42.307	109.0	46.543	169.0	201.1	2:10.906	
9	41.250		41.744	89.9	48.081	166.7	197.8	2:11.075		18	39.918		42.011	111.3	47.020	175.6	209.3	2:08.949	

36 ALVAREZ-SANTOS								SEAT LEON SUPERCOPIA MK2											
lap	Sect-1	Speed	Sect-2	Speed	Sect-3	Speed	TopSpeed	laptime	pit	lap	Sect-1	Speed	Sect-2	Speed	Sect-3	Speed	Topspeed	laptime	pit
1		130.6	43.085	93.2	46.583		176.8	2:18.852		11	40.382	153.6	41.768	102.1	49.845	172.2	208.5	2:11.995	



Caterham Racing Weekend

Autódromo Internacional do Algarve

GT-CET
4 - 7 April 2024
Laps and Sector Times - RACE 1
Autodromo Internacional Algarve - 4652mtr.

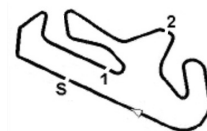
2	40.924	148.6	42.852	106.3	47.034	175.6	212.2	2:10.810	12	43.773	144.4	43.907	89.4	1:22.965	144.6	174.2	2:50.645
3	40.954	145.2	41.936	103.8	46.397	175.6	212.2	2:09.287	13	1:00.224	81.7	1:00.926	73.6	1:05.604	88.9	128.0	3:06.754
4	41.297	142.5	42.026	103.7	47.518	175.6	209.7	2:10.841	14	1:04.860	71.8	56.090	83.3	1:09.668	74.1	104.2	3:10.618
5	42.226	133.5	42.954	100.1	48.082	165.9	190.1	2:13.262	15	1:01.744	86.6	52.713	81.6	1:07.908	94.2	87.0	3:02.365
6	41.134	149.4	42.017	92.7	54.437	170.6	197.4	2:17.588	16	59.522	125.1	47.350	88.2	1:00.423	93.5	102.2	2:47.295
7	<u>40.102</u>	153.8	<u>39.936</u>	107.5	46.083	174.8	208.1	<u>2:06.121</u>	17	40.750	<u>159.8</u>	44.054	90.5	Pit In	171.4	210.1	<u>2:18.892</u>
8	40.549	138.5	40.011	107.2	<u>45.561</u>	174.8	208.5	2:06.121	18	Pit Out	149.8	41.494	87.3	47.979			<u>4:18.156</u>
9	40.573	150.0	41.128	107.8	46.269	174.8	211.4	2:07.970	19	40.619	144.4	42.138	91.2	48.704	174.8	198.5	2:11.461
10	40.625	149.4	41.218	<u>111.1</u>	47.098	172.2	208.1	2:08.941	20	40.751	136.9	42.647	94.7	48.087	175.6	<u>212.6</u>	2:11.485

40 Jose Palomar MAROTO										RENAULT CLIO CUP IV									
lap	Sect-1	Speed	Sect-2	Speed	Sect-3	Speed	TopSpeed	laptime	pit	lap	Sect-1	Speed	Sect-2	Speed	Sect-3	Speed	Topspeed	laptime	pit
1	48.158	126.6	42.300	94.2	46.838	85.5	170.1	2:17.296		12	53.423	108.1	47.070	85.9	51.044	130.9	152.3	2:31.537	
2	41.394	149.0	41.431	109.8	47.111	173.9	207.3	2:09.936		13	43.781	126.8	44.366	85.2	49.717	166.7	191.5	2:17.864	
3	40.559	153.0	40.830	96.4	46.497	169.8	200.0	2:07.886		14	42.752	128.6	43.464	97.2	1:06.827	165.9	198.9	2:33.043	
4	40.676	133.8	43.069	96.2	49.841	170.6	200.4	2:13.586		15	59.569	89.3	53.694	91.0	1:07.544	80.4	111.2	3:00.807	
5	42.286	140.1	42.875	93.4	48.157	165.9	198.5	2:13.318		16	59.061	85.2	45.836	89.2	1:03.438	85.9	119.7	2:48.335	
6	40.838	144.2	42.149	100.2	55.243	169.8	200.4	2:18.230		17	40.285	151.9	40.784	106.4	46.800	173.9	207.3	2:07.869	
7	41.377	148.1	40.862	110.2	46.592	170.6	203.8	2:08.831		18	40.164	156.5	40.685	107.0	46.807	170.6	202.6	2:07.656	
8	40.240	156.3	40.528	<u>110.4</u>	<u>46.464</u>	172.2	205.3	2:07.232		19	40.106	155.4	40.838	95.8	46.524	172.2	204.5	2:07.468	
9	40.159	157.2	<u>40.490</u>	101.2	46.490	172.2	204.5	<u>2:07.139</u>		20	40.318	156.1	42.407	91.6	47.025	172.2	204.2	2:09.750	
10	40.307	<u>157.9</u>	40.626	104.7	Pit In	171.4	203.8	<u>2:13.352</u>		21	42.277	143.4	41.901	108.3	47.405	<u>175.6</u>	<u>210.1</u>	2:11.583	
11	Pit Out	89.6	1:10.549	77.6	55.760			<u>4:04.123</u>		22	<u>40.018</u>	157.0	41.296	100.4	46.755	174.8	207.3	2:08.069	

66 PUI TGMAL-NAOUR										RENAULT CLIO CUP IV									
lap	Sect-1	Speed	Sect-2	Speed	Sect-3	Speed	TopSpeed	laptime	pit	lap	Sect-1	Speed	Sect-2	Speed	Sect-3	Speed	Topspeed	laptime	pit
1		134.3	42.096	97.6	47.529		169.5	2:17.023		12	1:00.211	82.3	47.368	97.3	47.423	133.3	181.5	2:35.002	
2	42.307	147.7	42.545	100.5	47.416	168.2	198.9	2:12.268		13	40.911	143.8	41.643	96.7	46.520	169.8	199.3	2:09.074	
3	40.779	139.5	41.683	101.8	47.722	172.2	207.3	2:10.184		14	40.858	147.7	41.692	95.2	46.992	171.4	200.4	2:09.542	
4	42.071	131.7	42.490	86.1	47.939	171.4	205.3	2:12.500		15	49.851	97.7	53.303	84.4	1:07.609	171.4	202.2	2:50.763	
5	42.571	130.0	42.481	88.3	54.669	170.6	197.4	2:19.721		16	59.556	75.5	45.237	87.2	1:02.504	65.3	148.4	2:47.297	
6	44.753	147.1	41.413	94.0	47.297	102.6	169.5	2:13.463		17	39.979	145.2	42.813	105.0	46.799	174.8	206.9	2:09.591	
7	40.733	148.4	40.668	103.9	47.057	166.7	201.1	2:08.458		18	40.015	149.8	<u>40.659</u>	100.8	46.382	173.1	205.3	2:07.056	
8	40.583	155.8	40.807	107.8	47.135	169.0	201.9	2:08.525		19	<u>39.787</u>	<u>157.7</u>	40.691	95.7	<u>45.810</u>	173.1	206.1	<u>2:06.288</u>	
9	40.634	153.0	40.836	99.2	47.260	169.0	202.6	2:08.730		20	40.686	139.5	40.917	99.2	47.545	175.6	<u>208.9</u>	2:09.148	
10	40.889	156.7	41.156	103.3	Pit In	168.2	200.7	<u>2:17.610</u>		21	40.928	142.1	42.277	106.8	46.340	173.9	208.5	2:09.545	
11	Pit Out	142.3	1:08.538	65.9	1:25.462			<u>4:34.193</u>		22	40.320	157.4	42.076	<u>108.8</u>	46.706	<u>178.2</u>	<u>208.9</u>	2:09.102	

100 SILVERO-GONZALEZ										PORSCHE 992 CUP									
lap	Sect-1	Speed	Sect-2	Speed	Sect-3	Speed	TopSpeed	laptime	pit	lap	Sect-1	Speed	Sect-2	Speed	Sect-3	Speed	Topspeed	laptime	pit
1		<u>164.9</u>	<u>41.099</u>	<u>96.4</u>	Pit In		<u>200.4</u>	<u>2:21.901</u>		2									

110 PLAZIO GOMEZ-PLAZIO GOMEZ										LIGIER JS2R									
lap	Sect-1	Speed	Sect-2	Speed	Sect-3	Speed	TopSpeed	laptime	pit	lap	Sect-1	Speed	Sect-2	Speed	Sect-3	Speed	Topspeed	laptime	pit
1			39.484	110.4	44.892		182.1	2:10.627		12	42.129		1:10.995	73.9	55.488	193.5	232.8	2:48.612	
2	38.763		38.188	108.8	43.822	189.5	233.3	2:00.773		13	53.484		46.930	88.4	49.488	125.0	145.6	2:29.902	
3	37.804		38.112	<u>112.6</u>	45.292	191.5	233.3	2:01.208		14	45.414		44.956	88.2	47.783	145.7	155.4	2:18.153	
4	38.182		40.796	103.3	44.667	192.5	234.3	2:03.645		15	44.274		40.732	97.4	1:09.816	177.3	173.4	2:34.822	
5	38.580		38.244	109.6	55.372	190.5	217.7	2:12.196		16	59.887		52.268	86.6	1:08.898	80.7	113.2	3:01.053	
6	1:00.842		49.708	61.9	58.666	71.3	148.1	2:49.216		17	59.009		45.618	83.9	1:01.674	78.9	110.5	2:46.301	
7	37.523		37.951	104.8	43.905	190.5	233.3	1:59.379		18	39.020		38.526	110.0	Pit In	192.5	225.0	<u>2:09.605</u>	



Caterham Racing Weekend

Autódromo Internacional do Algarve

GT-CET
4 - 7 April 2024
Laps and Sector Times - RACE 1
Autodromo Internacional Algarve - 4652mtr.

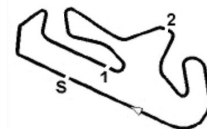
8	<u>37.163</u>	37.777	103.3	43.443	193.5	234.8	1:58.383	19	Pit Out	41.083	105.9	46.724			3:37.210
9	37.327	37.581	104.7	43.698	<u>194.6</u>	235.8	1:58.606	20	39.183	39.343	93.8	45.584	186.5	218.6	2:04.110
10	37.291	<u>37.460</u>	106.5	<u>43.181</u>	192.5	234.3	<u>1:57.932</u>	21	38.889	39.916	92.5	45.297	187.5	229.8	2:04.102
11	37.343	38.240	102.9	43.412	<u>194.6</u>	<u>236.3</u>	1:58.995	22	38.538	39.066	97.3	45.008	188.5	229.8	2:02.612

111 YEREGUI - CARRETERO										AUDI RO									
lap	Sect-1	Speed	Sect-2	Speed	Sect-3	Speed	TopSpeed	laptime	pit	lap	Sect-1	Speed	Sect-2	Speed	Sect-3	Speed	Topspeed	laptime	pit
1			41.507	110.9	Pit In		180.9	2:29.376		12	1:05.916		54.372	82.4	1:11.270	86.7	86.3	3:11.558	
2	Pit Out		42.517	100.7	47.873			5:12.062		13	1:00.633		52.671	93.7	1:08.173	88.0	114.6	3:01.477	
3	39.856		47.361	85.2	1:10.090	208.1	217.7	2:37.307		14	1:00.071		46.298	85.8	58.459	85.3	89.3	2:44.828	
4	1:02.060		51.038	67.7	56.888	81.8	111.7	2:49.986		15	34.491		35.480	111.7	40.390	210.5	267.3	1:50.361	
5	35.477		35.880	<u>114.8</u>	42.702	216.9	271.4	1:54.059		16	33.572		34.664	108.5	39.627	218.2	271.4	<u>1:47.863</u>	
6	34.887		36.347	104.4	43.292	215.6	269.3	1:54.526		17	33.850		35.038	103.3	40.166	226.4	277.6	1:49.054	
7	37.682		38.372	112.7	43.589	209.3	266.7	1:59.643		18	<u>33.113</u>		35.383	93.8	39.847	225.0	277.6	1:48.343	
8	35.591		37.081	110.5	Pit In	215.6	271.4	2:08.112		19	33.909		34.558	107.6	<u>39.424</u>	226.4	<u>278.4</u>	1:47.891	
9	Pit Out		35.427	105.3	49.565			3:27.032		20	34.236		<u>34.497</u>	105.2	42.769	<u>227.8</u>	241.6	1:51.502	
10	34.750		35.567	111.0	1:14.469	211.8	262.8	2:24.786		21	34.108		35.931	111.2	39.719	219.5	272.7	1:49.758	
11	1:01.118		59.113	62.5	1:05.983	86.7	106.4	3:06.214		22									

112 BRAS-GOMEZ										PORSCHE 992 CUP									
lap	Sect-1	Speed	Sect-2	Speed	Sect-3	Speed	TopSpeed	laptime	pit	lap	Sect-1	Speed	Sect-2	Speed	Sect-3	Speed	Topspeed	laptime	pit
1		169.5	36.195	116.4	42.278		199.3	1:58.673		12	34.543	183.4	36.298	119.6	43.938	215.6	259.0	1:54.779	
2	35.437	190.1	35.767	115.6	42.807	213.0	258.4	1:54.011		13	36.184	177.6	36.737	117.8	1:22.410	204.5	246.6	2:35.331	
3	35.061	188.8	35.604	112.1	42.199	213.0	259.0	1:52.864		14	1:01.320	75.7	59.963	72.9	1:05.568	89.1	125.6	3:06.851	
4	35.088	187.5	35.220	108.9	42.572	211.8	257.8	1:52.880		15	1:04.832	64.3	55.913	82.5	1:10.184	75.0	106.1	3:10.929	
5	38.180	170.6	50.579	73.5	1:10.624	181.8	198.9	2:39.383		16	1:01.030	87.8	52.846	75.4	1:08.159	97.3	88.1	3:02.035	
6	1:01.955	90.8	51.347	69.5	56.206	81.4	106.7	2:49.508		17	59.759	117.6	46.790	87.4	59.696	83.5	102.8	2:46.245	
7	35.421	189.1	35.321	110.8	41.770	202.2	250.6	1:52.512		18	36.218	180.6	36.282	122.9	Pit In	196.7	250.0	2:01.972	
8	34.573	195.3	34.966	116.9	41.243	214.3	259.0	1:50.782		19	Pit Out	187.5	36.355	101.9	42.093			3:34.000	
9	34.700	<u>200.7</u>	35.085	124.6	41.121	215.6	260.2	1:50.906		20	35.079	182.1	36.408	108.5	41.854	211.8	257.8	1:53.341	
10	<u>34.490</u>	189.8	34.797	117.1	41.135	<u>216.9</u>	<u>260.9</u>	<u>1:50.422</u>		21	34.975	190.5	35.043	103.0	41.437	210.5	257.1	1:51.455	
11	34.816	190.1	<u>34.738</u>	<u>125.4</u>	41.568	215.6	<u>260.9</u>	1:51.122		22	34.799	185.2	35.013	112.4	<u>40.951</u>	214.3	258.4	1:50.763	

113 VINYES-FONT										PORSCHE 992 CUP									
lap	Sect-1	Speed	Sect-2	Speed	Sect-3	Speed	TopSpeed	laptime	pit	lap	Sect-1	Speed	Sect-2	Speed	Sect-3	Speed	Topspeed	laptime	pit
1		175.6	35.051	120.1	40.294		193.5	1:50.869		13	Pit Out	174.2	35.888	103.6	1:17.163			2:57.158	
2	34.001	184.0	<u>34.093</u>	116.5	39.936	215.6	257.1	1:48.030		14	1:01.417	73.9	59.678	70.3	1:05.888	88.9	115.0	3:06.983	
3	33.638	<u>189.8</u>	34.431	113.7	39.781	215.6	257.8	1:47.850		15	1:04.909	67.7	55.442	82.2	1:10.479	88.2	98.1	3:10.830	
4	33.705	182.4	34.267	114.4	<u>39.701</u>	215.6	257.8	1:47.673		16	1:01.623	91.9	51.727	76.7	1:08.521	86.1	103.9	3:01.871	
5	51.293	80.1	56.473	82.7	1:09.056	216.9	194.6	2:56.822		17	59.276	111.1	47.794	99.7	58.290	87.0	102.9	2:45.360	
6	1:01.427	103.1	51.186	87.5	56.059	93.3	98.5	2:48.672		18	35.481	184.0	34.947	<u>124.4</u>	Pit In	192.5	246.6	1:57.334	
7	34.288	<u>189.8</u>	34.429	117.3	39.844	214.3	254.7	1:48.561		19	Pit Out	188.2	34.619	122.3	40.553			3:05.463	
8	33.735	182.7	34.130	111.0	39.751	215.6	257.8	<u>1:47.616</u>		20	34.181	185.6	34.493	107.1	39.884	215.6	255.9	1:48.558	
9	33.594	180.6	34.426	113.6	40.159	<u>218.2</u>	259.0	1:48.179		21	33.897	187.5	35.061	107.1	43.131	216.9	257.8	1:52.089	
10	33.623	183.7	34.334	112.6	40.170	215.6	<u>260.2</u>	1:48.127		22	34.849	185.6	34.202	123.0	40.621	205.7	250.0	1:49.672	
11	<u>33.561</u>	179.1	34.394	109.3	41.675	216.9	<u>260.2</u>	1:49.630		23	34.285	181.5	34.312	120.7	40.227	213.0	255.3	1:48.824	
12	34.338	175.6	34.668	110.3	Pit In	205.7	251.2	1:55.270		24									

114 Hendrik van ZOEST										PORSCHE 991-1 GT3 CUP									
lap	Sect-1	Speed	Sect-2	Speed	Sect-3	Speed	TopSpeed	laptime	pit	lap	Sect-1	Speed	Sect-2	Speed	Sect-3	Speed	Topspeed	laptime	pit
1		172.8	36.280	<u>118.9</u>	42.140		198.2	1:59.662		12	1:20.254	92.2	1:17.225	68.7	Pit In	<u>209.3</u>	255.3	4:11.594	



Caterham Racing Weekend

Autódromo Internacional do Algarve

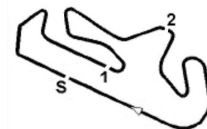
GT-CET
4 - 7 April 2024
Laps and Sector Times - RACE 1
Autodromo Internacional Algarve - 4652mtr.

2	36.236	<u>185.9</u>	35.913	118.6	42.325	208.1	255.9	1:54.474	13	Pit Out	167.7	38.702	108.1	Pit In		4:07.176	
3	35.898	178.5	35.895	113.3	42.411	208.1	255.9	1:54.204	14	Pit Out	162.2	37.564	108.4	51.374		2:27.912	
4	35.904		36.596	102.5	44.264	206.9	254.1	1:56.764	15	58.759	106.1	53.435	89.4	1:08.214	75.2	140.4	3:00.408
5	43.152	160.5	42.700	76.7	1:10.264	170.6	162.9	2:36.116	16	58.971	82.8	45.098	86.9	1:01.484	71.7	145.9	2:45.553
6	1:00.659	85.2	51.031	66.3	56.170	82.2	128.0	2:47.860	17	36.966	175.6	36.395	116.8	Pit In	198.9	251.2	2:02.380
7	35.850	178.5	<u>35.669</u>	116.4	42.492	206.9	255.3	1:54.011	18	Pit Out	169.0	36.993	111.0	43.093			3:08.750
8	35.779	184.6	36.055	104.0	42.440	<u>209.3</u>	<u>257.1</u>	1:54.274	19	35.984	177.0	37.002	89.4	43.805	205.7	251.7	1:56.791
9	36.094	180.6	36.367	102.3	<u>41.920</u>	204.5	254.1	1:54.381	20	36.035	169.3	36.957	97.3	42.807	206.9	253.5	1:55.799
10	35.419	175.0	35.861	110.7	42.048	<u>209.3</u>	255.3	<u>1:53.328</u>	21	35.650		35.906	109.0	42.791	205.7	254.1	1:54.347
11	<u>35.373</u>	180.9	36.473	103.0	42.410	208.1	255.3	1:54.256	22								

118 FONTES-SILVERO										FERRARI 488 CH EVO									
lap	Sect-1	Speed	Sect-2	Speed	Sect-3	Speed	TopSpeed	laptime	pit	lap	Sect-1	Speed	Sect-2	Speed	Sect-3	Speed	Topspeed	laptime	pit
1			35.282	117.6	40.527		191.8	1:51.566		12	34.705		34.598	113.4	Pit In	216.9	264.7	1:58.235	
2	33.847		<u>34.467</u>	111.9	40.478	218.2	264.1	1:48.792		13	Pit Out		34.881	116.0	1:17.433			2:53.016	
3	<u>33.781</u>		34.470	112.6	40.382	219.5	261.5	<u>1:48.633</u>		14	1:01.034		58.951	64.1	1:06.245	85.3	105.8	3:06.230	
4	33.917		34.467	108.5	40.377	219.5	262.8	1:48.761		15	1:05.604		54.396	83.9	1:11.512	80.5	93.8	3:11.512	
5	49.750		55.371	78.8	1:09.250	216.9	254.7	2:54.371		16	1:00.514		52.331	93.7	1:08.500	87.2	110.1	3:01.345	
6	1:01.575		51.987	81.1	54.671	93.3	91.1	2:48.233		17	59.972		46.534	82.6	Pit In	85.3	89.1	2:52.185	
7	34.067		34.793	114.3	<u>40.084</u>	219.5	262.1	1:48.944		18	Pit Out		37.622	105.2	44.272			3:38.490	
8	33.934		34.543	<u>119.3</u>	40.475	<u>220.9</u>	264.1	1:48.952		19	36.918		38.166	111.5	45.300	206.9	257.1	2:00.384	
9	33.804		34.751	109.6	40.293	219.5	266.7	1:48.848		20	36.782		38.038	109.0	44.772	204.5	255.3	1:59.592	
10	33.940		34.515	110.1	40.243	219.5	264.7	1:48.698		21	37.464		38.869	107.4	44.297	206.9	257.1	2:00.630	
11	33.925		34.534	114.2	40.727	219.5	<u>268.0</u>	1:49.186		22	36.355		37.306	104.3	44.819	206.9	259.6	1:58.480	

120 GOMEZ-GOMEZ										VORTEX 2.0										
lap	Sect-1	Speed	Sect-2	Speed	Sect-3	Speed	TopSpeed	laptime	pit	lap	Sect-1	Speed	Sect-2	Speed	Sect-3	Speed	Topspeed	laptime	pit	
1			34.699	119.1	39.385		186.9	1:49.071		13	42.501		1:04.121	71.7	1:27.219	215.6	210.9	3:13.841		
2	33.774		33.696	121.8	39.021	216.9	253.5	1:46.491		14	59.112		1:02.118	74.4	1:05.580	91.8	132.4	3:06.810		
3	33.569		33.533	125.3	39.039	215.6	254.1	1:46.141		15	1:04.566		56.741	82.7	1:09.869	87.8	103.5	3:11.176		
4	33.162		33.405	124.9	<u>38.577</u>	215.6	254.1	1:45.144		16	1:00.327		54.678	73.1	1:06.539	98.9	106.0	3:01.544		
5	56.516		56.508	88.7	1:09.666	218.2	178.5	3:02.690		17	56.221		50.737	100.9	55.883	87.0	119.3	2:42.841		
6	1:01.697		50.618	80.0	56.247	87.8	98.5	2:48.562		18	33.833		33.989	128.4	Pit In	214.3	250.6	1:54.411		
7	33.523		34.196	126.3	38.877	214.3	251.7	1:46.596		19	Pit Out		35.088	109.1	40.848			3:05.670		
8	33.178		33.356	124.7	38.791	218.2	255.3	1:45.325		20	34.510		37.214	108.3	41.598	211.8	251.7	1:53.322		
9	33.469		33.648	122.9	38.845	<u>219.5</u>	257.8	1:45.962		21	35.261		41.288	105.4	44.982	211.8	253.5	2:01.531		
10	33.032		33.431	124.3	38.899	218.2	257.1	1:45.362		22	38.181		38.739	110.8	43.228	205.7	243.2	2:00.148		
11	<u>32.812</u>		33.717	<u>130.0</u>	39.093	<u>219.5</u>	<u>259.6</u>	1:45.622		23	36.208		37.695	110.0	42.419	208.1	250.0	1:56.322		
12	32.833		<u>33.052</u>	129.8	38.751	216.9	255.9	<u>1:44.636</u>		24										

123 SANABRIA-BRISO										PORSCHE 992 C UP										
lap	Sect-1	Speed	Sect-2	Speed	Sect-3	Speed	TopSpeed	laptime	pit	lap	Sect-1	Speed	Sect-2	Speed	Sect-3	Speed	Topspeed	laptime	pit	
1		157.4	36.762	110.8	42.275		194.2	2:00.862		7	35.605	171.4	35.970	112.1	42.286	209.3	257.1	1:53.861		
2	36.123	170.3	<u>35.851</u>	<u>113.4</u>	<u>42.092</u>	209.3	250.6	1:54.066		8	35.575	164.4	36.030	113.1	42.418	211.8	258.4	1:54.023		
3	35.724	165.6	36.381	110.1	42.413	211.8	258.4	1:54.518		9	36.292	174.8	36.228	100.9	42.125	209.3	254.7	1:54.645		
4	35.391	<u>175.3</u>	36.571	104.8	44.604	209.3	257.1	1:56.566		10	<u>34.975</u>	172.5	36.035	109.2	42.334	210.5	257.8	<u>1:53.344</u>		
5	43.212	151.3	42.642	71.3	1:10.080	169.8	166.7	2:35.934		11	35.145	173.1	36.294	97.4	42.286	210.5	257.8	1:53.725		
6	1:01.072	83.3	50.695	64.9	56.193	73.3	118.2	2:47.960		12										



Caterham Racing Weekend

Autódromo Internacional do Algarve

GT-CET

4 - 7 April 2024

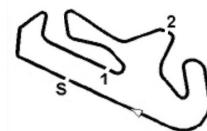
Laps and Sector Times - RACE 1
Autodromo Internacional Algarve - 4652mtr.

133 SANTOS AVALLE - KRISTENSEN									LIGIER JS2R										
lap	Sect-1	Speed	Sect-2	Speed	Sect-3	Speed	TopSpeed	laptime	pit	lap	Sect-1	Speed	Sect-2	Speed	Sect-3	Speed	Topspeed	laptime	pit
1			38.733	111.0	43.196		186.9	2:04.338		7	36.490		<u>37.139</u>	108.9	42.649	<u>196.7</u>	<u>237.4</u>	1:56.278	
2	37.063		37.644	107.2	42.951	<u>196.7</u>	234.8	1:57.658		8	<u>36.390</u>		37.221	106.6	42.263	<u>196.7</u>	235.3	<u>1:55.874</u>	
3	37.362		37.217	<u>111.3</u>	42.661	194.6	229.8	1:57.240		9	36.622		37.581	109.2	42.298	195.7	235.8	1:56.501	
4	36.682		38.140	100.8	44.211	<u>196.7</u>	235.3	1:59.033		10	36.721		37.220	108.8	42.427	<u>196.7</u>	235.8	1:56.368	
5	38.955		39.426	102.9	1:07.433	189.5	227.8	2:25.814		11	36.651		37.259	109.1	<u>42.194</u>	195.7	234.8	1:56.104	
6	1:01.360		49.668	67.3	56.474	63.9	125.3	2:47.502		12									

135 MARTINS-SVEPES									PORSCHE 992 GT3 CUP										
lap	Sect-1	Speed	Sect-2	Speed	Sect-3	Speed	TopSpeed	laptime	pit	lap	Sect-1	Speed	Sect-2	Speed	Sect-3	Speed	Topspeed	laptime	pit
1		182.4	34.962	114.2	39.952		187.2	1:50.265		13	53.998	98.7	47.001	96.9	50.469	127.7	145.4	2:31.468	
2	33.732	198.5	34.329	114.9	39.762	215.6	257.1	1:47.823		14	44.217	138.6	43.839	81.7	49.456	156.5	193.9	2:17.512	
3	33.565	191.2	34.349	111.9	39.844	214.3	257.8	1:47.758		15	43.047	125.0	43.165	95.3	1:07.139	162.2	188.8	2:33.351	
4	33.386	<u>201.9</u>	34.293	116.0	40.076	216.9	258.4	1:47.755		16	59.574	90.4	53.618	81.6	1:07.696	76.3	142.9	3:00.888	
5	50.429	92.9	56.858	87.4	1:09.350	215.6	206.1	2:56.637		17	58.722	98.5	46.027	81.0	1:02.873	76.4	140.4	2:47.622	
6	1:01.560	107.4	51.281	88.5	56.408	90.5	96.9	2:49.249		18	35.842	194.9	34.610	91.1	39.647	189.5	247.7	1:50.099	
7	34.182	191.8	34.151	117.8	39.722	213.0	256.5	1:48.055		19	34.664	196.0	<u>33.763</u>	114.3	<u>39.031</u>	218.2	263.4	1:47.458	
8	33.579	191.2	34.100	120.1	40.129	215.6	258.4	1:47.808		20	33.799	195.7	34.223	111.5	39.236	219.5	263.4	1:47.258	
9	33.873	191.5	34.425	109.9	40.203	215.6	259.6	1:48.501		21	<u>33.045</u>	186.9	34.464	104.3	39.032	<u>222.2</u>	263.4	<u>1:46.541</u>	
10	33.534	192.2	34.517	110.7	39.996	216.9	260.2	1:48.047		22	33.569	192.5	34.996	<u>120.9</u>	39.226	220.9	<u>265.4</u>	1:47.791	
11	33.529	186.9	34.535	109.3	Pit In	216.9	260.9	<u>1:55.171</u>		23	33.191	196.7	34.256	106.9	39.735	219.5	262.1	1:47.182	
12	Pit Out	102.7	1:11.185	104.0	49.752			<u>3:54.769</u>		24									

136 MOLEIRO-CRUZ									PORSCHE 992 GT3 CUP										
lap	Sect-1	Speed	Sect-2	Speed	Sect-3	Speed	TopSpeed	laptime	pit	lap	Sect-1	Speed	Sect-2	Speed	Sect-3	Speed	Topspeed	laptime	pit
1		178.2	35.795	127.1	41.146		194.6	1:55.527		13	59.742	82.5	1:01.295	74.3	1:05.930	87.2	135.3	3:06.967	
2	34.825	180.0	34.958	<u>127.2</u>	41.898	213.0	255.3	1:51.681		14	1:04.187	84.4	56.093	64.2	1:09.774	74.4	108.8	3:10.054	
3	35.297	187.2	35.023	117.9	41.411	210.5	251.2	1:51.731		15	1:01.739	113.4	52.998	75.2	1:07.628	112.5	85.5	3:02.365	
4	35.273	187.8	35.495	115.8	44.338	210.5	254.7	1:55.106		16	58.498	102.5	48.503	92.5	57.936	97.0	105.5	2:44.937	
5	38.083	147.9	53.201	76.7	1:09.035	168.2	198.9	2:40.319		17	36.012	182.1	35.155	98.5	41.276	185.6	233.3	1:52.443	
6	1:01.841	117.4	51.547	84.0	55.872	89.1	80.2	2:49.260		18	35.655	179.4	34.718	109.9	40.277	213.0	256.5	1:50.650	
7	35.106	185.6	35.439	122.7	41.026	213.0	257.1	1:51.571		19	34.354	184.6	34.859	118.7	<u>39.831</u>	211.8	256.5	1:49.044	
8	34.708	191.2	35.035	121.8	41.449	213.0	256.5	1:51.192		20	<u>33.672</u>	<u>193.2</u>	35.137	101.9	39.987	<u>216.9</u>	<u>259.0</u>	1:48.796	
9	34.685	185.9	35.197	122.0	41.348	213.0	256.5	1:51.230		21	34.140	189.1	<u>34.239</u>	106.3	39.936	<u>216.9</u>	258.4	<u>1:48.315</u>	
10	34.611	183.7	35.031	118.8	41.177	213.0	257.8	1:50.819		22	33.837	191.5	34.269	109.8	41.698	215.6	<u>259.0</u>	1:49.804	
11	34.558	179.7	35.186	123.0	Pit In	209.3	254.1	<u>1:58.586</u>		23	33.866	177.0	34.845	106.3	42.116	211.8	255.9	1:50.827	
12	Pit Out	128.6	56.602	66.4	1:26.114			<u>4:23.562</u>		24									

140 MARREI ROS - MARREI ROS									PORSCHE 992 GT3 CUP										
lap	Sect-1	Speed	Sect-2	Speed	Sect-3	Speed	TopSpeed	laptime	pit	lap	Sect-1	Speed	Sect-2	Speed	Sect-3	Speed	Topspeed	laptime	pit
1		175.6	35.421	<u>122.2</u>	41.320		191.5	1:55.957		13	59.831	83.5	1:01.610	75.1	1:05.992	91.8	123.7	3:07.433	
2	34.886	179.4	34.924	116.6	41.141	211.8	255.9	1:50.951		14	1:04.243	81.6	56.723	81.2	1:09.918	88.5	106.8	3:10.884	
3	34.564	184.0	34.747	114.4	40.773	208.1	251.7	1:50.084		15	1:00.741	92.3	54.218	72.5	1:06.400	101.1	104.9	3:01.359	
4	34.662	167.4	35.059	111.1	40.888	210.5	253.5	1:50.609		16	56.673	96.3	50.346	96.5	56.780	87.0	105.9	2:43.799	
5	42.044	71.9	55.028	75.3	1:09.174	205.7	244.3	2:46.246		17	34.459	192.2	34.619	111.9	40.502	208.1	252.3	1:49.580	
6	1:02.068	104.1	51.235	85.3	55.476	87.4	85.3	2:48.779		18	34.081	<u>193.9</u>	34.519	109.4	40.663	210.5	252.9	1:49.263	
7	34.617	182.4	34.653	120.8	40.987	210.5	254.7	1:50.257		19	34.803	190.8	35.362	110.8	40.575	210.5	254.7	1:50.740	
8	34.140	188.8	34.724	112.9	40.417	210.5	255.3	1:49.281		20	34.174	188.2	34.470	112.0	40.305	211.8	255.3	1:48.949	
9	34.094	191.2	34.747	111.8	40.386	211.8	254.7	1:49.227		21	33.951	191.8	<u>34.305</u>	111.2	<u>40.175</u>	213.0	256.5	<u>1:48.431</u>	
10	34.118	192.2	34.527	114.9	40.648	211.8	256.5	1:49.293		22	<u>33.938</u>	181.2	38.872	113.8	41.754	<u>214.3</u>	<u>259.0</u>	1:54.564	



Caterham Racing Weekend

Autódromo Internacional do Algarve

GT-CET
4 - 7 April 2024
Laps and Sector Times - RACE 1
Autodromo Internacional Algarve - 4652mtr.

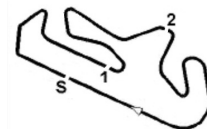
11	34.101	190.8	34.742	110.9	Pit In	213.0	257.1	1:56.216	23	35.255	188.8	34.899	114.3	40.616	213.0	258.4	1:50.770
12	Pit Out	124.1	1:03.211	66.2	1:26.695			4:28.838	24								

150 RAMOS-CARVALHO										ASTON MARTIN VANTAGE									
lap	Sect-1	Speed	Sect-2	Speed	Sect-3	Speed	TopSpeed	laptime	pit	lap	Sect-1	Speed	Sect-2	Speed	Sect-3	Speed	Topspeed	laptime	pit
1		<u>153.6</u>	38.769	116.3	43.619		189.5	2:05.918		12	36.781		37.099	108.1	59.266	196.7	235.3	2:13.146	
2	38.438		37.733	111.8	43.753	194.6	233.8	1:59.924		13	59.031	76.8	58.376	60.8	1:06.577	82.8	106.7	3:03.984	
3	37.875		38.392	108.0	43.824	193.5	233.3	2:00.091		14	1:06.207	56.8	53.841	72.0	1:11.539	81.6	86.5	3:11.587	
4	37.554		37.512	108.1	45.486	195.7	234.8	2:00.552		15	1:00.142		53.085	73.7	1:08.380	74.1	118.2	3:01.607	
5	39.387	149.2	38.982	102.2	1:01.632	185.6	206.1	2:20.001		16	59.281	79.6	45.591	76.0	1:00.503	81.1	113.9	2:45.375	
6	1:00.910	63.6	49.779	64.3	57.202	73.2	147.3	2:47.891		17	36.375		36.497	116.6	43.844	186.5	230.8	1:56.716	
7	37.157		36.963	108.7	43.296	196.7	236.8	1:57.416		18	36.901		<u>36.383</u>	113.6	42.220	196.7	233.3	1:55.504	
8	36.748		36.948	113.7	42.911	195.7	236.8	1:56.607		19	36.391		36.944	101.5	42.194	196.7	236.3	1:55.529	
9	36.742		37.135	114.6	44.939	196.7	237.9	1:58.816		20	<u>35.880</u>		36.761	109.6	<u>41.979</u>	198.9	238.9	1:54.620	
10	37.322		36.790	110.8	Pit In	193.5	234.8	2:04.583		21	36.510	152.5	37.584	113.3	42.189	200.0	<u>239.5</u>	1:56.283	
11	Pit Out		38.044	<u>116.8</u>	42.848			3:37.304		22	35.954		36.451	111.2	42.167	197.8	237.9	<u>1:54.572</u>	

166 CAETANO-POSSER										PORSCHE 991.2 GT3 CUP									
lap	Sect-1	Speed	Sect-2	Speed	Sect-3	Speed	TopSpeed	laptime	pit	lap	Sect-1	Speed	Sect-2	Speed	Sect-3	Speed	Topspeed	laptime	pit
1			37.945	105.4	42.825		198.9	2:06.521		12	37.573	159.3	38.111	102.3	48.891	214.3	255.9	2:04.575	
2	36.312		36.918	104.3	42.616	210.5	244.3	1:55.846		13	38.274		37.190	99.4	58.004	182.7	214.3	2:13.468	
3	35.766		36.274	101.9	41.854	209.3	255.3	1:53.894		14	1:00.871		59.213	57.7	1:06.213	84.3	107.9	3:06.297	
4	35.595	173.9	36.191	103.2	42.296	210.5	259.0	1:54.082		15	1:05.622	62.2	54.120	82.1	1:11.809	78.3	85.2	3:11.551	
5	39.592	145.2	42.567	68.9	1:10.236	209.3	222.2	2:32.395		16	1:00.321	97.6	52.586	85.4	1:08.231	83.3	125.7	3:01.138	
6	1:01.054	81.3	50.619	66.3	55.957	72.9	116.6	2:47.630		17	1:00.075		45.891	83.9	Pit In	83.1	89.8	2:53.840	
7	35.727		36.066	<u>115.6</u>	41.947	211.8	252.9	1:53.740		18	Pit Out	177.0	36.005	111.0	41.885			3:24.867	
8	35.627	163.9	36.552	106.3	42.069	211.8	250.0	1:54.248		19	35.326		36.479	102.7	42.629	211.8	259.0	1:54.434	
9	37.109		36.609	102.4	41.934	211.8	250.6	1:55.652		20	35.294		35.587	105.1	41.257	214.3	260.2	1:52.138	
10	35.049		36.117	106.2	41.594	210.5	260.9	1:52.760		21	35.779	<u>178.5</u>	<u>35.092</u>	113.1	41.262	214.3	261.5	1:52.133	
11	34.917		36.292	105.3	42.163	211.8	260.9	1:53.372		22	<u>34.719</u>		35.615	107.7	<u>40.722</u>	<u>216.9</u>	<u>263.4</u>	<u>1:51.056</u>	

181 MAREK-GUITIERREZ AGÜI										MCLAREN ARTURA GT4									
lap	Sect-1	Speed	Sect-2	Speed	Sect-3	Speed	TopSpeed	laptime	pit	lap	Sect-1	Speed	Sect-2	Speed	Sect-3	Speed	Topspeed	laptime	pit
1			37.908		44.572		182.7	2:08.871		12	Pit Out		37.666		58.461			3:55.711	
2	37.395		36.860		43.313	189.5	225.5	1:57.568		13	59.060		58.913		1:06.099	80.7	102.3	3:04.072	
3	37.375		37.307		43.554	195.7	<u>237.9</u>	1:58.236		14	1:06.176		54.398		1:11.171	80.7	85.9	3:11.745	
4	37.012		38.369		45.739	196.7	233.3	2:01.120		15	1:00.446		52.985		1:07.957	76.6	133.2	3:01.388	
5	39.311		38.974		1:00.958	187.5	209.7	2:19.243		16	59.704		45.746		1:00.691	76.6	104.3	2:46.141	
6	1:01.324		49.594		57.697	67.8	146.9	2:48.615		17	36.279		36.470		44.263	186.5	232.8	1:57.012	
7	36.451		37.169		43.334	197.8	235.8	1:56.954		18	36.165		36.316		42.189	197.8	235.3	1:54.670	
8	36.328		37.328		43.020	197.8	236.3	1:56.676		19	35.584		38.147		<u>42.133</u>	<u>200.0</u>	234.3	1:55.864	
9	36.424		37.526		43.249	196.7	235.8	1:57.199		20	<u>35.522</u>		<u>36.227</u>		42.290	<u>200.0</u>	235.8	<u>1:54.039</u>	
10	36.487		37.210		43.382	196.7	235.3	1:57.079		21	36.646		37.217		42.568	196.7		1:56.431	
11	36.631		37.816		Pit In	196.7	234.8	2:03.924		22	36.394		36.501		42.326	198.9	230.8	1:55.221	

191 Jean-Roch PIAT										PORSCHE 991.1 GT3 CUP									
lap	Sect-1	Speed	Sect-2	Speed	Sect-3	Speed	TopSpeed	laptime	pit	lap	Sect-1	Speed	Sect-2	Speed	Sect-3	Speed	Topspeed	laptime	pit
1		141.4	39.234	95.8	44.223		188.2	2:10.628		12	42.939	74.8	1:11.199	75.6	Pit In	205.7	251.2	2:53.875	
2	40.035	146.3	38.157	96.0	43.489	<u>208.1</u>	254.1	2:01.681		13	Pit Out	141.5	49.290	62.9	1:06.275			4:04.101	
3	37.821	178.8	38.106	92.0	43.436	206.9	226.9	1:59.363		14	1:06.321	56.0	53.508	71.0	1:11.985	89.8	83.4	3:11.814	
4	36.969	182.1	38.353	93.3	43.851	206.9	253.5	1:59.173		15	1:00.265	92.8	52.518	73.4	1:08.600	80.7	120.4	3:01.383	



Caterham Racing Weekend

Autódromo Internacional do Algarve

GT-CET
4 - 7 April 2024
Laps and Sector Times - RACE 1
Autodromo Internacional Algarve - 4652mtr.

5	39.335	160.0	39.094	93.7	58.308	204.5	208.1	2:16.737	16	59.173	76.7	45.824	83.3	1:00.597	76.8	134.5	2:45.594
6	1:00.774	61.8	49.870	61.4	58.795	71.3	159.3	2:49.439	17	37.946	165.4	38.706	90.5	45.659	206.9	228.3	2:02.311
7	37.674		37.308	<u>97.9</u>	43.910	204.5	252.3	1:58.892	18	38.418	176.8	37.891	89.0	Pit In	203.4	227.4	3:09.913
8	37.065	170.3	38.062	92.7	43.947	204.5	253.5	1:59.074	19	Pit Out	153.4	43.141	83.6	48.623			3:28.030
9	<u>36.889</u>	171.7	<u>37.284</u>	92.6	43.393	204.5	252.9	<u>1:57.566</u>	20	37.655	164.6	39.228	90.8	44.769	204.5	245.5	2:01.652
10	36.917	165.9	37.844	92.8	43.530	205.7	<u>254.7</u>	1:58.291	21	39.142	142.1	41.557	83.5	46.611	203.4	250.0	2:07.310
11	37.412	<u>193.2</u>	37.868	93.2	<u>43.208</u>	206.9	<u>254.7</u>	1:58.488	22								

199 José BARROS										PORSCHE 991.2 GT3 CUP									
lap	Sect-1	Speed	Sect-2	Speed	Sect-3	Speed	TopSpeed	laptime	pit	lap	Sect-1	Speed	Sect-2	Speed	Sect-3	Speed	Topspeed	laptime	pit
1			34.758	121.2	40.741		189.1	1:52.263		13	42.204		46.704	69.3	1:26.154	160.0	172.8	2:55.062	
2	34.192		34.403	117.9	40.418	216.9	263.4	1:49.013		14	59.642		1:01.267	72.5	1:05.958	90.7	143.2	3:06.867	
3	33.877		34.220	112.5	40.334	<u>218.2</u>	264.1	1:48.431		15	1:04.087		56.040	72.8	1:10.268	72.6	109.8	3:10.395	
4	34.068		34.123	109.3	40.544	216.9	263.4	1:48.735		16	1:01.625		52.791	82.5	1:07.972	98.1	92.5	3:02.388	
5	50.133		55.158	82.9	1:09.414	215.6	244.9	2:54.705		17	59.251		47.647	94.2	57.249	91.4	101.6	2:44.147	
6	1:01.569		51.669	82.4	55.216	85.9	92.3	2:48.454		18	36.233		35.192	97.3	Pit In	181.8	238.9	2:03.394	
7	34.748		34.280	<u>131.1</u>	<u>39.949</u>	216.9	262.8	1:48.977		19	Pit Out		34.721	121.1	40.919			3:06.381	
8	<u>33.808</u>		<u>34.010</u>	120.5	40.392	216.9	264.7	<u>1:48.210</u>		20	33.885		34.630	113.2	40.136	216.9	263.4	1:48.651	
9	34.200		34.653	115.3	40.162	216.9	265.4	1:49.015		21	33.956		34.427	123.7	42.347	216.9	263.4	1:50.730	
10	34.147		34.403	115.6	40.294	<u>218.2</u>	<u>266.7</u>	1:48.844		22	35.132		34.750	119.5	40.331	211.8	261.5	1:50.213	
11	34.202		34.257	120.0	40.287	<u>218.2</u>	265.4	1:48.746		23	33.835		34.228	123.6	40.182	216.9	263.4	1:48.245	
12	34.790		34.537	112.1	41.796	216.9	<u>266.7</u>	1:51.123		24									

415 Jeremy FALI GAND										PORSCHE CUP 992									
lap	Sect-1	Speed	Sect-2	Speed	Sect-3	Speed	TopSpeed	laptime	pit	lap	Sect-1	Speed	Sect-2	Speed	Sect-3	Speed	Topspeed	laptime	pit
1		177.0	36.366	115.6	41.674		197.8	1:57.491		12	41.467	127.2	1:00.698	72.7	1:27.545	<u>215.6</u>	224.5	3:09.710	
2	35.268	193.9	35.516	115.8	41.794	213.0	256.5	1:52.578		13	59.357	75.3	1:00.788	94.2	1:06.805	91.6	128.0	3:06.950	
3	34.612	191.5	35.341	115.5	41.906	210.5	256.5	1:51.859		14	1:03.425	90.3	56.623	70.2	1:09.699	80.4	107.6	3:09.747	
4	34.928	194.6	35.974	109.9	43.389	213.0	259.6	1:54.291		15	1:01.288	117.0	53.143	80.5	1:07.688	114.3	98.2	3:02.119	
5	38.896	156.5	51.541	72.2	1:09.957	162.2	186.2	2:40.394		16	58.758	119.6	48.598	95.1	58.392	86.3	92.0	2:45.748	
6	1:02.589	93.1	51.348	70.3	54.800	86.7	93.7	2:48.737		17	35.342	197.8	35.263	109.9	1:26.922	183.7	246.0	2:37.527	
7	34.845	<u>198.9</u>	35.165	110.7	41.183	214.3	260.9	1:51.193		18	34.686	175.6	35.889	113.0	41.573	211.8	257.8	1:52.148	
8	34.454	187.8	35.349	103.3	40.925	214.3	260.2	<u>1:50.728</u>		19	34.625	180.3	36.501	111.0	41.461	214.3	259.6	1:52.587	
9	34.976	173.4	35.307	115.0	41.028	214.3	<u>262.8</u>	1:51.311		20	34.387	168.5	35.591	111.5	41.107	213.0	257.1	1:51.085	
10	<u>34.291</u>	181.5	35.169	111.1	Pit In	214.3	260.9	<u>1:56.886</u>		21	34.408	194.9	35.516	113.7	41.402	213.0	259.6	1:51.326	
11	Pit Out	180.3	<u>34.743</u>	<u>116.6</u>	<u>40.515</u>			3:05.052		22	34.745	193.2	35.136	105.3	41.061	208.1	255.3	1:50.942	

701 Patrick L. BAY										VORTEX 1.0									
lap	Sect-1	Speed	Sect-2	Speed	Sect-3	Speed	TopSpeed	laptime	pit	lap	Sect-1	Speed	Sect-2	Speed	Sect-3	Speed	Topspeed	laptime	pit
1		181.2	35.873	113.1	42.141		190.5	1:58.909		12	Pit Out	130.0	1:00.004	71.8	1:25.946			4:29.864	
2	35.542	194.9	35.713	122.6	41.380	205.7	246.0	1:52.635		13	1:00.805	90.4	1:00.790	78.7	1:06.694	93.8	135.7	3:08.289	
3	34.379	193.5	34.659	117.4	40.217	205.7	242.2	1:49.255		14	1:04.227	76.7	56.449	78.8	1:09.928	86.3	100.3	3:10.604	
4	34.618	191.8	34.660	113.1	45.037	205.7	242.7	1:54.315		15	1:01.288	105.0	53.038	80.7	1:06.684	90.0	100.5	3:01.010	
5	38.661	177.9	52.400	73.4	1:09.342	167.4	192.5	2:40.403		16	59.184	116.9	49.368	90.5	58.840	83.9	93.3	2:47.392	
6	1:02.283	88.3	51.501	79.5	54.594	86.5	79.7	2:48.378		17	36.056	193.2	34.904	96.7	45.788	184.6	231.3	1:56.748	
7	34.991	193.2	34.428	120.4	<u>39.869</u>	208.1	246.6	1:49.288		18	37.314	172.8	36.936	96.7	42.358	191.5	233.3	1:56.608	
8	34.317	189.1	34.677	109.3	40.165	<u>209.3</u>	247.7	1:49.159		19	39.013	166.7	37.295	108.3	42.284	197.8	235.8	1:58.592	
9	34.249	185.2	34.784	<u>129.0</u>	40.803	<u>209.3</u>	247.1	1:49.836		20	36.304	187.2	35.979	103.6	42.028	194.6	233.3	1:54.311	
10	<u>34.078</u>	193.5	<u>34.204</u>	123.1	40.456	208.1	245.5	<u>1:48.738</u>		21	35.606	183.7	36.182	109.1	41.724	201.1	235.3	1:53.512	
11	34.444	<u>197.4</u>	34.528	107.5	Pit In	<u>209.3</u>	<u>249.4</u>	<u>1:56.539</u>		22	35.754	186.5	36.289	95.9	42.264	200.0	235.8	1:54.307	