



Caterham Racing Weekend

Autódromo Internacional do Algarve

GT-CET
4 - 7 April 2024
Laps and Sector Times - PRIVATE PRACTICE 2
Autodromo Internacional Algarve - 4652mtr.

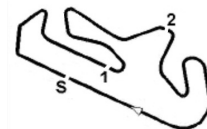
6 CANI ZARES TORTOSA-MENKES CAMPELO										PEUGEOT 308 RACING CUP									
lap	Sect-1	Speed	Sect-2	Speed	Sect-3	Speed	TopSpeed	laptime	pit	lap	Sect-1	Speed	Sect-2	Speed	Sect-3	Speed	Topspeed	laptime	pit
1	Pit Out	96.9	44.131	88.7	50.055			2:21.317		6	40.251	131.9	41.668	91.9	Pit In	181.8	210.9	2:19.489	
2	41.071	119.5	40.247	92.9	46.146	184.6	213.9	2:07.464		7	Pit Out	129.8	41.544	97.0	46.198			24:10.436	
3	39.603	137.6	38.914	96.5	<u>44.356</u>	189.5	228.3	<u>2:02.873</u>		8	41.024	134.0	40.764	<u>101.3</u>	45.888	172.2	203.8	2:07.676	
4	<u>37.758</u>	<u>155.2</u>	<u>38.549</u>	101.2	Pit In	<u>190.5</u>	<u>230.8</u>	2:07.491		9	53.170	94.2	55.874	83.3	Pit In	171.4	205.3	2:55.284	
5	Pit Out	126.2	39.262	94.9	44.581			3:51.377		10									

9 ALBORS ALEI XANDRE-LOPEZ BALBOA										RENAULT CLIO CUP IV									
lap	Sect-1	Speed	Sect-2	Speed	Sect-3	Speed	TopSpeed	laptime	pit	lap	Sect-1	Speed	Sect-2	Speed	Sect-3	Speed	Topspeed	laptime	pit
1					46.690	173.9	208.5	2:09.618		8						173.1	209.7	2:12.996	
2					46.721	174.8		2:08.233		9					49.525	166.7		2:14.005	
3	<u>40.020</u>		<u>41.340</u>		<u>46.199</u>	174.8	<u>211.4</u>	<u>2:07.559</u>		10	40.719		44.433		48.532	172.2		2:13.684	
4	47.719		8:28.711		50.838	<u>175.6</u>	197.8	10:07.268		11	41.300		44.153		47.916	171.4		2:13.369	
5	42.083		45.707		51.342	164.4	206.1	2:19.132		12					48.013	173.1		2:17.200	
6	41.745		43.594		49.333	168.2		2:14.672		13	44.792		43.681		47.225	173.1		2:15.698	
7	41.887		42.788		48.648	164.4	203.4	2:13.323		14									

10 Máximo VARELA										RENAULT CLIO CUP V									
lap	Sect-1	Speed	Sect-2	Speed	Sect-3	Speed	TopSpeed	laptime	pit	lap	Sect-1	Speed	Sect-2	Speed	Sect-3	Speed	Topspeed	laptime	pit
1	Pit Out	105.2	49.780	72.3	56.012			2:34.813		8	50.461	119.3	45.440	89.5	50.101	162.9	194.2	2:26.002	
2	47.820	125.6	46.896	80.8	51.476	163.6	172.2	2:26.192		9	43.002	138.8	43.526	92.7	49.996	167.4	199.6	<u>2:16.524</u>	
3	44.788	115.1	45.292	83.0	51.180	163.6	190.5	2:21.260		10	44.274	127.1	44.358	86.1	50.669	<u>169.8</u>	190.8	2:19.301	
4	43.947	137.6	44.301	86.5	<u>49.995</u>	166.7	196.4	2:18.243		11	42.973	<u>149.8</u>	<u>42.958</u>	<u>94.0</u>	1:26.852	168.2	184.9	2:52.783	
5	43.711	142.3	44.303	85.0	52.397	166.7	194.6	2:20.411		12	45.465	137.6	44.678	90.5	50.624	165.9	169.0	2:20.767	
6	<u>42.357</u>	142.9	45.110	91.7	50.573	168.2	<u>204.5</u>	2:18.040		13	44.407	136.5	43.663	92.0	Pit In	167.4	194.9	3:15.094	
7	14:47.549	117.9	48.713	79.0	53.344	169.0	198.9	16:29.606		14									

15 GOROSTI ZA TELLERIA-CHILLI DA BELZUNCE										BMW M2 CS RACING									
lap	Sect-1	Speed	Sect-2	Speed	Sect-3	Speed	TopSpeed	laptime	pit	lap	Sect-1	Speed	Sect-2	Speed	Sect-3	Speed	Topspeed	laptime	pit
1	Pit Out		46.803	107.1	47.863			2:22.209		12	38.831		41.807	110.0	46.204	200.0	243.2	2:06.842	
2	40.769		42.786	103.3	44.581	194.6	227.4	2:08.136		13	39.101		39.894	108.2	46.095	200.0	241.1	2:05.090	
3	<u>37.870</u>		39.040	110.2	<u>44.301</u>	200.0	246.0	<u>2:01.211</u>		14	38.853		39.578	99.6	47.009	200.0	238.9	2:05.440	
4	38.729		40.393	<u>111.2</u>	45.337	<u>204.5</u>	240.5	2:04.459		15	41.751		42.694	104.3	45.748	200.0	241.1	2:10.193	
5	37.890		39.432	109.5	44.390	203.4	<u>251.7</u>	2:01.712		16	38.712		40.313	108.0	46.402	200.0	246.0	2:05.427	
6	44.599		46.302	79.5	Pit In	203.4	238.9	2:40.715		17	40.275		39.799	107.4	47.305	195.7	245.5	2:07.379	
7	Pit Out		55.692	79.5	Pit In			4:48.810		18	39.015		40.411	109.1	47.064	197.8	230.3	2:06.490	
8	Pit Out		41.872	103.9	52.060			3:39.971		19	38.647		38.827	109.3	45.966	201.1	241.6	2:03.440	
9	40.486		41.606	105.9	49.148	192.5	227.8	2:11.240		20	38.366		39.432	106.4	46.373	194.6	237.9	2:04.171	
10	39.445		41.749	105.9	47.170	196.7	233.8	2:08.364		21	39.154		<u>38.813</u>	93.9	Pit In	198.9	248.3	2:21.365	
11	39.441		40.651	94.7	47.613	200.0	227.8	2:07.705		22									

20 AI ZPURUA SAENZ-GOMEZ GUTIERREZ										RENAULT CLIO CUP V									
lap	Sect-1	Speed	Sect-2	Speed	Sect-3	Speed	TopSpeed	laptime	pit	lap	Sect-1	Speed	Sect-2	Speed	Sect-3	Speed	Topspeed	laptime	pit
1	Pit Out	119.6	49.042	82.5	1:01.148			2:37.425		10	43.798	149.2	44.113	100.7	49.988	165.1	199.6	2:17.899	
2	48.854	120.7	47.786	89.7	54.550	156.5	164.9	2:31.190		11	43.738	142.5	44.046	98.3	50.044	165.9	201.9	2:17.828	
3	44.295	132.0	46.115	92.7	49.022	160.0	197.8	2:19.432		12	43.794	149.6	44.599	<u>108.4</u>	51.368	167.4	201.5	2:19.761	
4	43.401	137.9	43.994	88.3	<u>48.563</u>	169.0	203.0	<u>2:15.958</u>		13	44.159	141.9	43.730	94.3	51.366	162.2	200.0	2:19.255	
5	42.676	136.9	44.076	90.5	51.723	<u>173.1</u>	203.8	2:18.475		14	43.442	143.4	44.602	91.4	49.908	162.2	198.9	2:17.952	
6	<u>42.672</u>	144.0	44.559	99.7	Pit In	169.8	<u>204.9</u>	2:26.742		15	44.372	144.8	45.095	89.9	49.833	165.1	200.4	2:19.300	
7	Pit Out	84.4	55.133	76.2	Pit In			5:17.033		16	43.495	<u>152.3</u>	43.719	97.6	49.583	165.9	202.2	2:16.797	
8	Pit Out	140.8	46.329	95.5	50.823			6:33.144		17	43.779	141.0	<u>43.673</u>	96.4	49.742	166.7	200.4	2:17.194	



Caterham Racing Weekend

Autódromo Internacional do Algarve

GT-CET

4 - 7 April 2024

Laps and Sector Times - PRIVATE PRACTICE 2

Autodromo Internacional Algarve - 4652mtr.

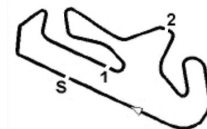
9	43.967	128.3	44.923	97.5	50.030	168.2	203.0	2:18.920	18	43.390	150.0	44.509	91.6	50.659	167.4	203.4	2:18.558
---	--------	-------	--------	------	--------	-------	-------	----------	----	--------	-------	--------	------	--------	-------	-------	----------

23 CARAYOL CASAS-GOMEZ GOMEZ										RENAULT CLIO CUP IV									
lap	Sect-1	Speed	Sect-2	Speed	Sect-3	Speed	TopSpeed	laptime	pit	lap	Sect-1	Speed	Sect-2	Speed	Sect-3	Speed	Topspeed	laptime	pit
1	Pit Out	132.0	44.641	103.3	50.683			2:19.604		11	Pit Out	135.7	44.865	100.4	47.975			5:35.991	
2	42.409	153.4	40.989	107.7	46.912	168.2	201.9	2:10.310		12	40.855	138.6	41.456	<u>113.2</u>	48.091	172.2	208.9	2:10.402	
3	40.677	<u>156.5</u>	41.585	106.0	47.177	175.6	210.9	2:09.439		13	40.880	143.0	40.806	104.2	46.657	173.1	208.9	2:08.343	
4	40.637	140.1	42.648	98.8	46.370	<u>178.2</u>	211.8	2:09.655		14	40.260	138.5	41.419	96.3	46.540	174.8	210.1	2:08.219	
5	41.023	135.2	42.041	110.2	46.675	177.3	213.0	2:09.739		15	40.257	144.8	40.971	92.0	<u>46.002</u>	173.1	208.5	2:07.230	
6	47.348	121.3	44.092	105.4	Pit In	176.5	203.4	<u>2:31.086</u>		16	40.002	138.3	40.861	108.2	46.367	176.5	210.9	2:07.230	
7	Pit Out	148.8	41.300	110.2	Pit In			4:03.792		17	39.788	150.6	<u>40.644</u>	98.8	46.380	175.6	209.7	<u>2:06.812</u>	
8	Pit Out	153.0	41.288	103.5	47.022			5:15.127		18	40.251	136.4	41.198	106.9	47.437	168.2	205.7	2:08.886	
9	41.039	144.6	41.214	106.7	46.579	176.5	211.8	2:08.832		19	<u>39.724</u>	147.5	41.163	101.6	47.204	177.3	<u>213.4</u>	2:08.091	
10	41.326	141.4	45.939	70.4	Pit In	175.6	211.4	2:25.326		20									

36 ALVAREZ SINDIN-SANTOS PEREZ										SEAT LEON SUPERCOPA MK2									
lap	Sect-1	Speed	Sect-2	Speed	Sect-3	Speed	TopSpeed	laptime	pit	lap	Sect-1	Speed	Sect-2	Speed	Sect-3	Speed	Topspeed	laptime	pit
1	Pit Out	120.0	45.612	91.7	49.136			2:17.666		9	41.912	137.2	43.468	98.1	Pit In	175.6	216.0	2:26.020	
2	40.441	132.2	41.234	96.2	46.284	176.5	215.6	2:07.959		10	Pit Out	143.8	42.957	95.1	47.778			4:46.505	
3	39.754	149.0	<u>39.872</u>	98.4	<u>45.334</u>	181.8	219.1	2:04.960		11	40.847	150.2	41.559	103.7	47.275	174.8	214.7	2:09.681	
4	<u>39.236</u>	162.4	40.100	96.5	45.611	<u>184.6</u>	220.0	<u>2:04.947</u>		12	42.046	149.0	41.692	100.5	47.204	179.1	203.8	2:10.942	
5	39.358	153.2	40.086	95.9	Pit In	<u>184.6</u>	<u>221.8</u>	2:13.336		13	42.826	153.6	41.385	101.9	46.446	178.2	218.2	2:10.657	
6	Pit Out	105.9	47.637	86.7	52.193			5:01.731		14	40.985	151.7	40.237	<u>113.3</u>	45.529	182.7	220.9	2:06.751	
7	41.957	133.0	49.368	86.5	Pit In	172.2	214.3	2:43.424		15	39.908	<u>166.4</u>	40.585	112.6	46.979	180.0	218.2	2:07.472	
8	Pit Out	151.7	42.335	105.9	47.290			5:20.585		16	41.595	161.0	40.184	113.1	46.078	178.2	217.7	2:07.857	

40 Jose PALOMAR MAROTO										RENAULT CLIO CUP IV									
lap	Sect-1	Speed	Sect-2	Speed	Sect-3	Speed	TopSpeed	laptime	pit	lap	Sect-1	Speed	Sect-2	Speed	Sect-3	Speed	Topspeed	laptime	pit
1	Pit Out	97.4	54.287	78.4	1:01.126			2:45.457		11	41.108	150.0	40.514	<u>116.4</u>	Pit In	174.8	<u>208.9</u>	2:15.498	
2	51.198	108.1	49.638	92.1	Pit In	151.9	174.2	2:44.173		12	Pit Out	136.5	45.027	110.7	49.138			3:31.846	
3	Pit Out	119.3	46.919	91.2	50.720			4:52.604		13	40.573	156.5	40.791		46.447	170.6	205.7	2:07.811	
4	41.823	129.5	42.212	107.2	57.607	168.2	203.8	2:21.642		14	42.467	135.2	43.141		47.208	173.9	206.9	2:12.816	
5	41.586	135.2	41.684	103.4	48.844	167.4	203.4	2:12.114		15	40.192	155.6	41.479	110.2	47.271	171.4	207.3	2:08.942	
6	40.833	154.3	48.359	83.5	Pit In	171.4	206.5	2:34.154		16	40.132	156.7	40.554	114.5	46.166	174.8	208.5	2:06.852	
7	Pit Out	146.3	41.313	109.4	47.041			4:15.430		17	39.890	150.8	40.524	111.2	46.086	173.9	207.7	2:06.500	
8	40.805	158.1	41.354	102.1	46.571	173.9	206.1	2:08.730		18	<u>39.869</u>	154.7	40.517	106.8	<u>45.684</u>	173.9	206.5	<u>2:06.070</u>	
9	40.449	147.7	42.963	112.5	50.011	174.8	<u>208.9</u>	2:13.423		19	39.906	151.9	41.148	113.1	Pit In	<u>175.6</u>	<u>208.9</u>	2:17.716	
10	40.034	<u>158.6</u>	<u>40.485</u>	114.3	46.505	174.8	<u>208.9</u>	2:07.024		20									

66 PUITGMAL-NAOUR										RENAULT CLIO CUP IV									
lap	Sect-1	Speed	Sect-2	Speed	Sect-3	Speed	TopSpeed	laptime	pit	lap	Sect-1	Speed	Sect-2	Speed	Sect-3	Speed	Topspeed	laptime	pit
1	Pit Out	108.5	48.343	72.1	57.495			2:34.266		10	Pit Out	134.2	42.588	92.9	48.645			3:27.545	
2	45.411	128.0	47.747	87.5	Pit In	145.2	185.9	2:39.629		11	40.562	150.2	43.083	93.2	Pit In	173.9	208.1	2:18.644	
3	Pit Out	136.0	42.432	103.6	48.247			3:29.076		12	Pit Out	132.2	42.230	99.3	47.353			3:20.542	
4	41.170	147.9	41.392	103.9	46.943	166.7	201.9	2:09.505		13	40.854	151.0	41.519	95.0	46.237	173.9	208.5	2:08.610	
5	40.561	156.7	41.365	105.2	47.083	172.2	206.9	2:09.009		14	39.994	162.2	41.621	105.6	47.979	176.5	210.9	2:09.594	
6	40.406	148.6	41.536	102.6	49.273	172.2	209.7	2:11.215		15	41.006	160.5	40.777	103.2	45.978	175.6	210.5	2:07.761	
7	40.820	150.8	42.169	106.3	47.549	167.4	203.8	2:10.538		16	40.030	<u>162.9</u>	40.975	<u>107.7</u>	<u>45.708</u>	175.6	208.9	2:06.713	
8	41.421	133.3	46.573	70.5	Pit In	168.2	205.3	2:48.304		17	<u>39.584</u>	158.6	40.310	105.5	45.842	175.6	210.9	<u>2:05.736</u>	
9	Pit Out	138.8	42.557	99.2	Pit In			4:04.000		18	39.850	162.4	<u>40.057</u>	105.9	Pit In	<u>178.2</u>	<u>214.3</u>	2:17.592	



Caterham Racing Weekend

Autódromo Internacional do Algarve

GT-CET

4 - 7 April 2024

Laps and Sector Times - PRIVATE PRACTICE 2

Autodromo Internacional Algarve - 4652mtr.

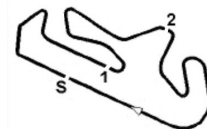
100 BRAS SILVERO-GONZALEZ GONZALEZ										PORSCHE 992 CUP										
lap	Sect-1	Speed	Sect-2	Speed	Sect-3	Speed	TopSpeed	laptime	pit	lap	Sect-1	Speed	Sect-2	Speed	Sect-3	Speed	Topspeed	laptime	pit	
1	Pit Out	105.5	42.822	89.3	47.426			2:12.354		10	Pit Out	180.0	35.060	111.3	40.696				6:44.430	
2	38.759	160.7	38.259	106.4	43.067	203.4	242.2	2:00.085		11	33.975	169.5	36.795	<u>120.9</u>	42.406	<u>220.9</u>	<u>270.0</u>	1:53.176		
3	34.735	201.5	35.912	107.4	41.424	210.5	257.8	1:52.071		12	<u>33.519</u>	189.1	35.011	117.5	40.406	<u>220.9</u>	268.7	1:48.936		
4	34.442	181.5	36.059	106.4	41.758	215.6	261.5	1:52.259		13	33.813	183.4	34.033	118.0	<u>40.159</u>	<u>220.9</u>	268.7	<u>1:48.005</u>		
5	34.245	198.2	35.268	103.2	41.298	215.6	265.4	1:50.811		14	33.624	192.9	<u>33.942</u>	112.9	40.509	<u>220.9</u>	268.0	1:48.075		
6	34.744	181.5	36.889	115.3	41.891	213.0	264.7	1:53.524		15	35.142	189.5	34.077	116.5	40.449	214.3	266.0	1:49.668		
7	34.416	191.5	34.632	113.4	40.258	216.9	266.7	1:49.306		16	38.380	174.5	34.969	114.8	Pit In	214.3	208.5	2:01.148		
8	53.039	184.9	36.060	113.3	41.053	218.2	266.0	2:10.152		17	Pit Out	157.4	39.512	108.2	Pit In				6:37.769	
9	34.104	<u>202.2</u>	34.579	115.4	Pit In	216.9	266.0	<u>1:56.393</u>		18										

110 Plazio Gomez-Plazio Gomez										LIGIER JS2R										
lap	Sect-1	Speed	Sect-2	Speed	Sect-3	Speed	TopSpeed	laptime	pit	lap	Sect-1	Speed	Sect-2	Speed	Sect-3	Speed	Topspeed	laptime	pit	
1	Pit Out	124.4	43.985	91.6	48.219			2:16.426		8	<u>38.235</u>	156.1	39.466	104.0	44.039	190.5	235.8	2:01.740		
2	41.762	132.8	40.339	96.5	45.927	189.5	225.0	2:08.028		9	38.882	156.1	39.797	99.4	Pit In	194.6	200.7	2:11.885		
3	38.874	142.5	39.507	98.9	44.856	191.5	228.3	2:03.237		10	Pit Out	145.9	42.162	95.5	48.432				5:01.103	
4	46.807	102.8	9:20.142	51.6	Pit In	<u>195.7</u>	236.8	11:20.855		11	38.244	161.2	<u>38.837</u>	94.9	<u>43.785</u>	187.5	232.8	<u>2:00.866</u>		
5	Pit Out	139.9	40.391	100.1	45.661			8:39.370		12	38.602	160.5	39.757	91.7	44.433	<u>195.7</u>	236.3	2:02.792		
6	39.982	144.8	39.525	103.2	44.673	193.5	229.3	2:04.180		13	40.364	147.1	40.791	94.9	Pit In	193.5	233.3	2:23.447		
7	38.270	<u>171.4</u>	40.649	<u>107.4</u>	45.214	193.5	<u>237.9</u>	2:04.133		14										

111 YEREGUI YBARRA-CARRETERO ORTEGA										AUDI RO										
lap	Sect-1	Speed	Sect-2	Speed	Sect-3	Speed	TopSpeed	laptime	pit	lap	Sect-1	Speed	Sect-2	Speed	Sect-3	Speed	Topspeed	laptime	pit	
1	Pit Out	153.8	40.916	99.9	46.806			2:06.273		10	Pit Out	172.2	34.467	122.4	39.224				5:52.344	
2	39.225	167.7	38.914	106.1	44.945	182.7	238.4	2:03.084		11	35.370	191.2	35.198	106.3	41.660	227.8	<u>281.3</u>	1:52.228		
3	35.852	188.5	36.447	108.8	44.449	216.9	272.0	1:56.748		12	33.181	178.8	33.944	115.1	<u>39.021</u>	226.4	275.5	<u>1:46.146</u>		
4	34.828	193.5	35.831	119.2	42.682	214.3	268.7	1:53.341		13	33.630	190.8	34.025	118.3	39.697	<u>229.3</u>	279.8	1:47.352		
5	35.477	179.7	36.159	111.8	42.508	218.2	272.0	1:54.144		14	<u>33.010</u>	191.2	<u>33.433</u>	121.1	Pit In	222.2	276.2	1:53.777		
6	34.873	191.8	35.583	107.9	41.861	216.9	272.0	1:52.317		15	Pit Out	190.8	34.428	<u>122.9</u>	39.357				3:25.577	
7	34.468	<u>201.5</u>	35.384	109.0	41.555	219.5	274.8	1:51.407		16	33.147	194.9	35.316	113.0	39.425	226.4	278.4	1:47.888		
8	34.525	197.8	36.096	113.6	41.466	220.9	275.5	1:52.087		17	33.374	187.8	33.832	110.8	40.309	225.0	278.4	1:47.515		
9	38.226	91.2	57.410	72.0	Pit In	222.2	275.5	2:51.793		18	37.218	139.2	39.083	99.7	Pit In	225.0	230.8	2:12.859		

112 LOURINHO BRAS-GOMEZ GUILLEN										PORSCHE 992 CUP										
lap	Sect-1	Speed	Sect-2	Speed	Sect-3	Speed	TopSpeed	laptime	pit	lap	Sect-1	Speed	Sect-2	Speed	Sect-3	Speed	Topspeed	laptime	pit	
1	Pit Out	142.5	40.178	112.0	47.361			2:11.491		12	35.921	169.5	36.544	118.8	43.601	211.8	262.8	1:56.066		
2	38.400	134.8	40.426	108.4	46.756	185.6	246.6	2:05.582		13	36.632	182.7	35.930	118.9	43.977	213.0	262.1	1:56.539		
3	37.936	169.5	36.698	99.5	Pit In	185.6	224.1	2:11.809		14	37.200	172.2	36.442	108.0	43.114	215.6	<u>264.1</u>	1:56.756		
4	Pit Out	188.5	35.518	116.5	<u>41.466</u>			2:17.533		15	35.784	178.8	37.070	110.3	42.838	213.0	262.1	1:55.692		
5	35.600	183.7	35.424	107.7	Pit In	213.0	263.4	3:04.019		16	35.938	177.9	35.990	117.3	42.789	205.7	257.8	1:54.717		
6	Pit Out	141.0	40.318	96.3	Pit In			6:41.537		17	37.013	176.2	35.913	124.3	43.429	214.3	263.4	1:56.355		
7	Pit Out	154.1	40.401	89.5	46.224			5:03.205		18	36.591	182.1	35.951	111.9	43.271	205.7	259.0	1:55.813		
8	36.967	180.0	36.381	116.9	42.568	208.1	257.8	1:55.916		19	35.940	164.6	35.367	<u>127.4</u>	42.127	210.5	262.1	1:53.434		
9	36.869	164.4	36.560	110.2	44.785	211.8	262.8	1:58.214		20	37.023	187.2	35.693	116.1	42.854	215.6	263.4	1:55.570		
10	36.050	182.4	38.115	119.1	44.391	209.3	260.9	1:58.556		21	<u>35.344</u>	<u>191.5</u>	<u>35.148</u>	127.2	41.678	209.3	260.9	<u>1:52.170</u>		
11	36.314	175.0	36.213	123.4	43.857	211.8	<u>264.1</u>	1:56.384		22										

113 VI NYES DABAD-FONT CASAS										PORSCHE 992 CUP										
lap	Sect-1	Speed	Sect-2	Speed	Sect-3	Speed	TopSpeed	laptime	pit	lap	Sect-1	Speed	Sect-2	Speed	Sect-3	Speed	Topspeed	laptime	pit	
1	Pit Out	126.6	41.301	111.7	46.603			2:12.274		12	<u>33.730</u>	190.8	35.076	121.9	<u>39.387</u>	<u>220.9</u>	265.4	1:48.193		
2	37.614	149.4	37.146	107.7	42.057	198.9	221.8	1:56.817		13	40.466	134.5	38.745	99.1	Pit In	<u>220.9</u>	242.2	2:07.904		



Caterham Racing Weekend

Autódromo Internacional do Algarve

GT-CET
4 - 7 April 2024
Laps and Sector Times - PRIVATE PRACTICE 2
Autodromo Internacional Algarve - 4652mtr.

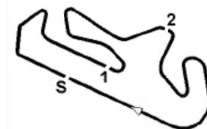
3	35.649	162.7	36.875	104.4	40.651	218.2	199.3	1:53.175	14	Pit Out	168.8	36.947	109.9	41.731			4:17.829
4	34.143	184.3	43.121	112.3	Pit In	216.9	262.8	2:04.789	15	34.432	175.9	34.962	125.1	39.912	218.2	263.4	1:49.306
5	Pit Out	153.2	35.499	113.4	47.801			4:54.138	16	35.109	180.3	34.433	113.6	39.788	219.5	265.4	1:49.330
6	34.793	162.9	34.820	115.1	40.074	219.5	264.7	1:49.687	17	33.782	185.9	<u>34.258</u>	126.5	40.016	219.5	264.7	1:48.056
7	33.885	183.4	34.453	121.6	39.821	219.5	264.7	1:48.159	18	37.909	161.0	35.230	122.3	39.885	219.5	266.0	1:53.024
8	39.351	132.5	45.866	80.4	Pit In	<u>220.9</u>	266.7	2:43.795	19	34.666	161.9	35.007	<u>133.7</u>	40.231	<u>220.9</u>	266.0	1:49.904
9	Pit Out	127.8	38.803	106.9	42.962			6:34.801	20	34.083	186.2	34.277	125.4	39.630	218.2	264.7	<u>1:47.990</u>
10	35.725	157.0	35.704	104.3	40.443	209.3	250.0	1:51.872	21	34.679	<u>191.5</u>	34.434	123.1	39.730	<u>220.9</u>	<u>268.0</u>	1:48.843
11	33.978	180.6	34.286	122.4	40.103	218.2	264.7	1:48.367	22								

114 Hendrik van ZOEST										PORSCHE 991-1 GT3 CUP									
lap	Sect-1	Speed	Sect-2	Speed	Sect-3	Speed	TopSpeed	laptime	pit	lap	Sect-1	Speed	Sect-2	Speed	Sect-3	Speed	Topspeed	laptime	pit
1	Pit Out	130.6	41.953	107.9	52.793			2:20.431		9	36.087	177.9	38.117	118.0	43.533	209.3	260.2	1:57.737	
2	40.228	96.9	37.675	115.4	43.588	192.5	247.1	2:01.491		10	36.197	179.1	36.259	<u>124.7</u>	42.955	208.1	259.0	1:55.411	
3	36.552	175.3	37.436	110.1	43.416	209.3	258.4	1:57.404		11	35.995	147.5	37.088	113.0	Pit In	210.5	258.4	2:04.190	
4	36.333	173.9	36.700	111.1	43.554	208.1	257.1	1:56.587		12	Pit Out	177.9	36.498	110.2	42.862			3:26.541	
5	35.639	187.2	47.003	80.1	Pit In	206.9	257.8	2:30.021		13	35.950	181.5	<u>36.122</u>	103.6	43.320	210.5	258.4	1:55.392	
6	Pit Out	155.6	37.371	115.0	43.883			4:29.866		14	35.610	<u>190.8</u>	36.303	104.8	<u>42.520</u>	205.7	255.9	<u>1:54.433</u>	
7	36.616	174.2	36.433	121.9	43.251	206.9	257.8	1:56.300		15	<u>35.520</u>	175.9	36.441	117.3	Pit In	<u>211.8</u>	<u>260.9</u>	2:06.847	
8	37.940	172.2	36.662	115.9	42.687	208.1	259.6	1:57.289		16									

118 FONTES BLANCO-SILVERO CASTILLA										FERRARI 488 CH EVO									
lap	Sect-1	Speed	Sect-2	Speed	Sect-3	Speed	TopSpeed	laptime	pit	lap	Sect-1	Speed	Sect-2	Speed	Sect-3	Speed	Topspeed	laptime	pit
1	Pit Out		39.680	106.0	44.142			2:09.139		12	36.370		36.758	100.0	42.775	211.8	264.7	1:55.903	
2	38.624		36.636	103.6	41.314	214.3	260.2	1:56.574		13	35.877		38.068	88.7	43.445	210.5	263.4	1:57.390	
3	34.370		35.584	113.9	40.424	216.9	267.3	1:50.378		14	35.717		38.077	117.6	43.928	210.5	264.7	1:57.722	
4	33.917		35.617	111.8	<u>40.022</u>	<u>220.9</u>	<u>271.4</u>	1:49.556		15	35.518		37.051	106.4	43.049	211.8	264.1	1:55.618	
5	<u>33.865</u>		<u>34.516</u>	112.7	40.381	<u>220.9</u>	268.7	<u>1:48.762</u>		16	35.566		36.387	101.5	42.600	214.3	266.0	1:54.553	
6	41.897		39.056	115.4	Pit In	<u>220.9</u>	220.9	2:12.359		17	35.736		36.634	104.4	42.712	214.3	267.3	1:55.082	
7	Pit Out		56.221	77.5	Pit In			5:36.161		18	38.190		37.401	102.3	43.112	215.6	260.9	1:58.703	
8	Pit Out		39.513	91.6	45.853			4:30.106		19	35.205		36.550	103.4	42.905	211.8	266.0	1:54.660	
9	36.317		37.964	113.3	44.598	208.1	261.5	1:58.879		20	35.580		37.264	<u>119.1</u>	43.889	214.3	264.7	1:56.733	
10	36.757		37.719	102.4	44.350	206.9	261.5	1:58.826		21	35.530		36.681	114.3	43.964	213.0	265.4	1:56.175	
11	35.812		37.076	98.1	44.020	209.3	263.4	1:56.908		22	40.634		46.063	94.9	Pit In	210.5	265.4	2:28.739	

120 GOMEZ-GOMEZ										VORTEX 2.0									
lap	Sect-1	Speed	Sect-2	Speed	Sect-3	Speed	TopSpeed	laptime	pit	lap	Sect-1	Speed	Sect-2	Speed	Sect-3	Speed	Topspeed	laptime	pit
1	Pit Out		38.576	119.3	40.472			1:55.985		11	34.859		36.041	109.1	40.286	211.8	251.7	1:51.186	
2	34.895		36.490	121.9	39.761	210.5	250.0	1:51.146		12	34.168		34.943	114.9	40.208	215.6	255.9	1:49.319	
3	34.119		34.554	129.8	38.985	213.0	253.5	1:47.658		13	34.354		34.737	115.5	40.750	215.6	259.0	1:49.841	
4	33.636		34.443	128.9	<u>38.882</u>	214.3	253.5	1:46.961		14	34.474		34.477	112.1	40.607	218.2	<u>260.9</u>	1:49.558	
5	33.629		<u>33.946</u>	132.5	39.025	214.3	255.3	<u>1:46.600</u>		15	34.945		34.700	119.2	39.789	<u>219.5</u>	259.6	1:49.434	
6	<u>33.245</u>		34.003	129.8	39.780	218.2	257.1	1:47.028		16	34.216		34.690	110.0	Pit In	<u>219.5</u>	259.6	2:02.756	
7	33.521		34.342	<u>133.7</u>	39.391	214.3	259.6	1:47.254		17	Pit Out		35.725	115.1	41.360			5:25.072	
8	33.564		34.157	132.7	39.836	215.6	257.8	1:47.557		18	34.907		37.139	115.4	40.763	196.7	247.1	1:52.809	
9	33.988		34.334	128.9	Pit In	206.9	250.6	2:21.675		19	34.208		34.758	115.4	39.884	216.9	254.1	1:48.850	
10	Pit Out		45.518	96.6	44.732			9:19.124		20	34.247		34.596	112.7	39.858	215.6	254.1	1:48.701	

121 AMROUCHE - AMROUCHE										VORTEX 2.0									
lap	Sect-1	Speed	Sect-2	Speed	Sect-3	Speed	TopSpeed	laptime	pit	lap	Sect-1	Speed	Sect-2	Speed	Sect-3	Speed	Topspeed	laptime	pit
1	Pit Out		41.815	99.7	45.428			2:12.698		13	Pit Out		37.813	118.0	44.711			4:08.419	



Caterham Racing Weekend

Autódromo Internacional do Algarve

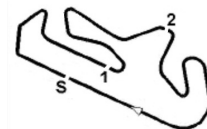
GT-CET
4 - 7 April 2024
Laps and Sector Times - PRIVATE PRACTICE 2
Autodromo Internacional Algarve - 4652mtr.

2	38.106	36.786	117.8	41.645	206.9	252.3	1:56.537	14	34.915	36.613	126.3	42.108	213.0	260.9	1:53.636
3	35.174	35.134	121.6	41.446	211.8	256.5	1:51.754	15	34.723	35.506	123.6	42.210	213.0	260.2	1:52.439
4	34.649	<u>34.661</u>	116.6	40.871	214.3	259.6	1:50.181	16	34.734	35.862	119.1	41.862	214.3	260.2	1:52.458
5	34.397	34.890	104.1	41.545	218.2	263.4	1:50.832	17	34.669	36.090	124.9	41.656	215.6	262.8	1:52.415
6	35.901	35.914	116.4	41.564	215.6	264.1	1:53.379	18	<u>33.955</u>	35.190	127.1	41.466	214.3	260.9	1:50.611
7	35.057	35.417	115.5	40.784	213.0	261.5	1:51.258	19	35.711	35.421	<u>130.1</u>	41.994	216.9	264.1	1:53.126
8	34.207	35.563	115.5	41.466	218.2	263.4	1:51.236	20	35.417	35.623	127.1	41.585	214.3	264.7	1:52.625
9	34.640	35.221	101.5	Pit In	208.1	260.2	2:18.975	21	34.608	36.067	115.0	41.507	214.3	260.9	1:52.182
10	Pit Out	37.039	109.6	43.190			5:07.794	22	34.669	35.389	128.9	41.110	214.3	262.1	1:51.168
11	36.270	35.183	117.9	<u>40.114</u>	215.6	264.1	1:51.567	23	34.078	35.309	129.0	40.787	218.2	262.1	<u>1:50.174</u>
12	35.440	35.856	102.1	Pit In	<u>222.2</u>	<u>268.7</u>	2:00.921	24							

122 BARAMBIO PEREA-GARCIA MENENDEZ									PORCHE 992K										
lap	Sect-1	Speed	Sect-2	Speed	Sect-3	Speed	TopSpeed	laptime	pit	lap	Sect-1	Speed	Sect-2	Speed	Sect-3	Speed	Topspeed	laptime	pit
1	Pit Out				47.122			2:08.924		9					39.815	220.9		1:48.006	
2	36.824		36.798		43.784	206.9		1:57.406		10					42.053	220.9		1:53.647	
3	35.421		35.657		40.741	196.7		1:51.819		11	4:26.265		36.884		39.958	218.2		5:43.107	
4	34.083		35.107		40.484	218.2		1:49.674		12	33.760		33.732		<u>38.916</u>	219.5		1:46.408	
5	34.169		34.693		39.908	218.2	<u>267.3</u>	1:48.770		13					42.078	222.2		1:55.888	
6	13:28.454		39.571		43.804	220.9		14:51.829		14	<u>33.270</u>		<u>33.605</u>		39.116	<u>223.6</u>		1:45.991	
7					40.874	213.0		1:52.819		15	46.259		39.451		41.555	222.2		2:07.265	
8	33.647		34.458		40.322	219.5		1:48.427		16					39.000	220.9	266.7	<u>1:45.960</u>	

123 SANABRIA CRESPO-BRIOSO									PORSCHE 992 CUP										
lap	Sect-1	Speed	Sect-2	Speed	Sect-3	Speed	TopSpeed	laptime	pit	lap	Sect-1	Speed	Sect-2	Speed	Sect-3	Speed	Topspeed	laptime	pit
1	Pit Out	138.6	42.633	97.6	51.328			2:19.295		11	35.084	157.7	35.525	108.7	41.573	211.8	260.9	1:52.182	
2	37.183	164.1	37.294	101.0	43.383	202.2	235.3	1:57.860		12	35.730	179.7	35.901	109.4	Pit In	214.3	244.9	2:05.371	
3	36.049	165.4	36.824	105.5	42.630	204.5	254.7	1:55.503		13	Pit Out	183.1	34.842	<u>118.4</u>	41.614			3:24.801	
4	35.859	154.9	36.396	102.4	42.083	211.8	260.9	1:54.338		14	35.247	180.3	35.105	105.5	40.812	215.6	<u>264.7</u>	1:51.164	
5	35.174	161.4	36.515	110.7	41.903	211.8	260.9	1:53.592		15	34.066	191.2	35.000	102.9	40.879	215.6	262.8	1:49.945	
6	35.279	167.4	36.782	107.9	43.544	211.8	261.5	1:55.605		16	34.153	189.8	34.922	103.3	42.192	215.6	263.4	1:51.267	
7	35.416	171.2	36.516	112.7	Pit In	208.1	260.2	2:06.161		17	34.354	<u>193.2</u>	<u>34.403</u>	115.8	40.500	215.6	262.1	1:49.257	
8	Pit Out	151.3	38.686	87.8	44.259			7:41.565		18	<u>33.947</u>	190.5	34.810	114.3	<u>40.312</u>	215.6	263.4	<u>1:49.069</u>	
9	35.427	168.2	36.053	98.2	43.469	203.4	255.3	1:54.949		19	34.249	185.2	36.225	113.4	Pit In	<u>216.9</u>	<u>264.7</u>	2:09.797	
10	35.381	173.6	36.568	99.1	41.611	210.5	259.0	1:53.560		20									

133 SANTOS AVALLE-KRISTENSEN									LIGIER JS2R										
lap	Sect-1	Speed	Sect-2	Speed	Sect-3	Speed	TopSpeed	laptime	pit	lap	Sect-1	Speed	Sect-2	Speed	Sect-3	Speed	Topspeed	laptime	pit
1	Pit Out	131.4	47.074	97.7	50.556			2:22.967		12	<u>36.385</u>	168.5	37.020	111.1	Pit In	197.8	240.0	2:03.056	
2	38.872	150.2	38.505	108.7	44.354	189.5	232.8	2:01.731		13	Pit Out	145.2	40.011	92.9	44.172			4:24.922	
3	36.858	162.2	37.429	113.6	43.803	193.5	236.3	1:58.090		14	37.437	158.1	38.423	97.5	45.504	193.5	236.8	2:01.364	
4	36.482	<u>174.8</u>	<u>36.813</u>	112.9	43.162	192.5	235.8	1:56.457		15	37.520	156.5	38.431	95.2	Pit In	186.5	231.8	2:07.287	
5	37.925	164.9	37.390	110.4	42.435	197.8	241.1	1:57.750		16	Pit Out	158.6	39.367	104.1	44.917			5:16.817	
6	36.810	170.1	36.973	<u>118.8</u>	43.563	<u>200.0</u>	<u>241.6</u>	1:57.346		17	36.896	159.5	37.990	96.9	43.898	196.7	238.4	1:58.784	
7	36.731	172.0	37.952	104.2	43.119	196.7	238.9	1:57.802		18	36.819	162.7	37.809	108.7	42.953	194.6	235.8	1:57.581	
8	36.636	168.8	37.217	110.0	43.117	195.7	237.4	1:56.970		19	39.258	154.9	39.388	102.2	45.106	197.8	240.0	2:03.752	
9	36.890	165.9	42.296	89.9	Pit In	195.7	236.3	2:15.835		20	36.615	167.7	37.292	103.5	<u>42.170</u>	193.5	236.3	<u>1:56.077</u>	
10	Pit Out	149.0	38.666	110.9	46.046			5:04.032		21	37.666	147.5	38.674	100.2	Pit In	197.8	238.9	2:08.942	
11	36.870	161.9	37.421	109.6	42.214	196.7	238.9	1:56.505		22									



Caterham Racing Weekend

Autódromo Internacional do Algarve

GT-CET

4 - 7 April 2024

Laps and Sector Times - PRIVATE PRACTICE 2

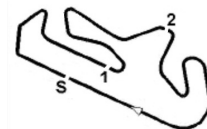
Autodromo Internacional Algarve - 4652mtr.

135 MARTINS-SVEPES										PORSCHE 992 GT3 CUP									
lap	Sect-1	Speed	Sect-2	Speed	Sect-3	Speed	TopSpeed	laptime	pit	lap	Sect-1	Speed	Sect-2	Speed	Sect-3	Speed	Topspeed	laptime	pit
1	Pit Out	133.8	44.501	97.4	50.283			2:19.593		11	33.269	188.8	34.452	99.3	40.167	215.6	261.5	1:47.888	
2		42.883	147.9	39.075	114.6	44.072	169.0	215.6	2:06.030	12	33.947	185.2	33.717	115.4	Pit In	215.6	265.4	1:53.651	
3		36.025	190.1	50.973	113.6	41.737	208.1	251.7	2:08.735	13	Pit Out	180.0	36.654	115.0	41.114			7:31.523	
4		35.316	188.2	34.875	120.4	40.304	211.8	251.7	1:50.495	14	33.993	188.8	35.093	112.0	42.883	213.0	260.9	1:51.969	
5		33.787	191.2	34.201	123.6	39.993	218.2	263.4	1:47.981	15	35.933	172.5	37.046	105.5	42.159	209.3	224.1	1:55.138	
6		35.451	<u>201.9</u>	33.989	<u>124.0</u>	39.852	219.5	263.4	1:49.292	16	34.016	195.7	36.156	110.4	40.449	216.9	261.5	1:50.621	
7		33.499	190.1	39.177	106.0	42.917	219.5	266.0	1:55.593	17	34.773	182.1	36.242	108.3	40.989	219.5	266.0	1:52.004	
8		33.518	198.2	34.477	112.4	42.031	218.2	264.1	1:50.026	18	33.746	179.7	34.805	120.0	Pit In	218.2	262.8	1:57.056	
9		33.724	191.5	42.121	95.7	Pit In	218.2	264.1	2:06.618	19	Pit Out	185.2	<u>33.589</u>	116.5	39.363			3:23.163	
10	Pit Out	179.1	34.272	114.3	41.288			5:27.286		20	<u>33.066</u>	184.0	33.771	117.5	<u>38.770</u>	<u>222.2</u>	<u>266.7</u>	<u>1:45.607</u>	

136 PEREIRA DA CRUZ-DIAS MOLEIRO										PORSCHE 992 GT3 CUP									
lap	Sect-1	Speed	Sect-2	Speed	Sect-3	Speed	TopSpeed	laptime	pit	lap	Sect-1	Speed	Sect-2	Speed	Sect-3	Speed	Topspeed	laptime	pit
1	Pit Out	138.1	42.332	112.0	48.473			2:13.816		10	34.468	175.3	34.927	117.4	40.209	213.0	259.6	1:49.604	
2		37.411	166.9	37.564	109.6	45.401	187.5	246.6	2:00.376	11	<u>33.654</u>	184.9	<u>34.386</u>	116.5	<u>39.643</u>	219.5	262.8	<u>1:47.683</u>	
3		35.533	177.3	36.412	119.6	41.270	216.9	263.4	1:53.215	12	33.765	174.2	34.781	111.5	Pit In	<u>220.9</u>	<u>266.7</u>	1:57.726	
4		34.955	181.8	35.225	125.3	40.325	218.2	263.4	1:50.505	13	Pit Out	165.1	34.531	124.0	40.003			4:36.667	
5		34.334	187.5	34.987	126.6	40.390	<u>220.9</u>	<u>266.7</u>	1:49.711	14	34.087	169.5	35.123	105.7	41.579	<u>220.9</u>	264.7	1:50.789	
6		35.812	169.5	34.590	<u>126.9</u>	40.301	216.9	266.0	1:50.703	15	34.001	187.2	35.143	109.5	39.653	218.2	263.4	1:48.797	
7		34.911	<u>189.5</u>	35.448	126.2	Pit In	219.5	266.0	1:59.656	16	34.128	175.3	36.077	112.3	44.815	219.5	263.4	1:55.020	
8	Pit Out	159.3	35.371	111.0	40.284			9:49.315		17	41.059	154.7	39.777	96.5	Pit In	152.5	176.8	2:29.095	
9		34.125	179.1	34.564	108.5	42.066	218.2	262.1	1:50.755	18	Pit Out	113.0	45.362	94.1	Pit In			3:37.565	

140 MARREIROS-MARREIROS										PORSCHE 992 GT3 CUP									
lap	Sect-1	Speed	Sect-2	Speed	Sect-3	Speed	TopSpeed	laptime	pit	lap	Sect-1	Speed	Sect-2	Speed	Sect-3	Speed	Topspeed	laptime	pit
1	Pit Out	110.2	50.041	83.5	53.524			2:28.160		12	34.361	172.8	35.100	113.6	40.041	211.8	259.0	1:49.502	
2		51.146	120.4	43.215	85.9	48.260	157.9	102.4	2:22.621	13	34.090	184.3	35.477	110.3	40.178	<u>218.2</u>	263.4	1:49.745	
3		43.795	163.4	36.994	103.3	41.866	150.0	133.7	2:02.655	14	34.189	189.1	35.457	116.6	Pit In	216.9	262.1	1:58.820	
4		34.639	189.1	35.595	109.6	41.238	214.3	260.9	1:51.472	15	Pit Out	174.5	36.131	93.2	42.345			3:23.605	
5		34.533	185.9	35.737	111.0	40.565	216.9	<u>265.4</u>	1:50.835	16	34.212	187.5	35.249	95.2	41.388	213.0	260.9	1:50.849	
6		34.537	166.2	35.258	106.5	40.782	216.9	262.8	1:50.577	17	34.036	185.6	34.816	103.9	41.565	214.3	260.9	1:50.417	
7		34.260	181.2	34.577	115.1	41.259	214.3	262.1	1:50.096	18	34.237	184.9	35.274	104.1	40.702	213.0	260.2	1:50.213	
8		35.754	<u>191.5</u>	<u>34.270</u>	116.4	Pit In	206.9	257.1	2:21.968	19	33.729	188.5	34.491	112.9	<u>40.031</u>	216.9	262.8	<u>1:48.251</u>	
9	Pit Out	187.5	35.707	111.2	42.335			5:17.522		20	35.190	187.2	34.830	114.5	40.638	216.9	264.1	1:50.658	
10		35.678	175.6	35.206	<u>118.0</u>	40.212	213.0	262.1	1:51.096	21	<u>33.728</u>	180.3	34.803	106.1	42.122	215.6	262.8	1:50.653	
11		36.170	167.7	35.309	107.9	42.502	<u>218.2</u>	<u>265.4</u>	1:53.981	22	35.661	177.3	36.714	104.1	Pit In	211.8	254.7	2:02.766	

150 RAMOS-CARVALHO										ASTON MARTIN VANTAGE									
lap	Sect-1	Speed	Sect-2	Speed	Sect-3	Speed	TopSpeed	laptime	pit	lap	Sect-1	Speed	Sect-2	Speed	Sect-3	Speed	Topspeed	laptime	pit
1	Pit Out	104.3	52.967	91.8	59.750			2:45.156		11	36.625	<u>174.2</u>	37.156	101.7	43.244	204.5	251.2	1:57.025	
2		49.223	125.9	45.799	109.0	44.184	106.5	132.8	2:19.206	12	36.691	158.4	37.879	113.8	43.271	205.7	252.3	1:57.841	
3		39.764	134.2	40.950	103.9	Pit In	206.9	249.4	2:16.794	13	36.439	166.9	36.965	110.1	44.338	203.4	249.4	1:57.742	
4	Pit Out	145.9	40.225	123.0	43.531			3:13.842		14	36.790	172.2	37.645	107.7	Pit In	204.5	250.6	2:06.915	
5	<u>35.513</u>	173.1	36.521	121.1	41.960	<u>209.3</u>	254.1	1:53.994		15	Pit Out	171.4	36.965	108.5	45.073			4:35.984	
6		35.591	170.1	<u>35.827</u>	<u>124.1</u>	<u>41.282</u>	208.1	252.9	<u>1:52.700</u>	16	37.254	152.8	37.867	110.9	43.891	195.7	244.9	1:59.012	
7		37.236	142.1	42.298	103.1	45.357	<u>209.3</u>	<u>255.3</u>	2:04.891	17	38.581	170.3	36.857	108.2	43.128	202.2	237.9	1:58.566	
8		54.383	92.5	55.181	71.9	Pit In	208.1	254.1	3:04.564	18	36.549	154.5	39.091	105.1	42.990	201.1	248.3	1:58.630	
9	Pit Out	171.4	37.656	105.6	42.992			6:10.957		19	36.408	166.9	36.571	110.4	42.814	206.9	251.7	1:55.793	
10		36.375	169.5	37.222	104.5	43.382	205.7	251.7	1:56.979	20	35.991	171.4	37.355	113.9	Pit In	205.7	251.7	2:16.074	



Caterham Racing Weekend

Autódromo Internacional do Algarve

GT-CET

4 - 7 April 2024

Laps and Sector Times - PRIVATE PRACTICE 2

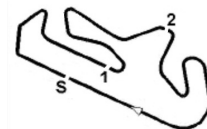
Autodromo Internacional Algarve - 4652mtr.

166 CAETANO-POSSER										PORSCHE 991.2 GT3 CUP									
lap	Sect-1	Speed	Sect-2	Speed	Sect-3	Speed	TopSpeed	laptime	pit	lap	Sect-1	Speed	Sect-2	Speed	Sect-3	Speed	Topspeed	laptime	pit
1	Pit Out	146.5	43.055	95.5	49.449			2:16.357		13	36.477	173.9	35.150	102.0	40.551	218.2	266.0	1:52.178	
2		39.996	142.3	41.861	103.4	48.768	198.9	203.8	2:10.625	14	34.927	176.5	35.378	103.3	40.409	215.6	266.7	1:50.714	
3		40.655	152.1	38.249	99.9	43.868	142.9	204.9	2:02.772	15	34.494	184.0	35.344	107.8	40.442	<u>219.5</u>	270.0	1:50.280	
4		37.274	142.3	39.775	106.0	43.281	206.9	237.9	2:00.330	16	34.809	172.2	35.934	<u>111.3</u>	40.727	<u>219.5</u>	270.0	1:51.470	
5		36.345	162.9	37.173	103.3	43.681	208.1	255.3	1:57.199	17	35.379	182.7	35.582	101.7	40.087	218.2	270.0	1:51.048	
6		36.854	148.4	37.300	102.4	42.610	210.5	262.1	1:56.764	18	34.517	<u>195.7</u>	53.569	96.1	42.165	218.2	267.3	2:10.251	
7		35.390	173.6	37.408	101.4	42.739	213.0	264.1	1:55.537	19	34.599	177.3	35.083	110.4	42.050	213.0	265.4	1:51.732	
8		35.473	174.8	37.842	107.7	42.403	209.3	260.9	1:55.718	20	34.960	170.6	35.310	104.3	41.872	<u>219.5</u>	268.7	1:52.142	
9		49.997	91.4	53.709	72.8	Pit In	210.5	180.6	3:01.123	21	34.810	184.6	<u>35.071</u>	105.7	40.524	218.2	<u>270.7</u>	1:50.405	
10	Pit Out	173.6	35.908	108.5	41.256				5:36.853	22	35.805	180.9	35.204	100.8	41.051	<u>219.5</u>	267.3	1:52.060	
11		47.129	170.1	36.102	107.5	<u>39.955</u>	211.8	264.1	2:03.186	23	<u>34.390</u>	193.5	55.083	102.7	Pit In	<u>219.5</u>	269.3	2:28.486	
12		34.508	175.0	35.114	111.1	40.202	218.2	269.3	<u>1:49.824</u>	24									

181 SCHIDLUF MAREK-GUI TERREZ AGÜI										MCLAREN ARTURA GT4									
lap	Sect-1	Speed	Sect-2	Speed	Sect-3	Speed	TopSpeed	laptime	pit	lap	Sect-1	Speed	Sect-2	Speed	Sect-3	Speed	Topspeed	laptime	pit
1	Pit Out		42.200		48.826			2:15.188		10	36.980		37.636		44.248	197.8	238.9	1:58.864	
2		41.972	43.105		45.094	171.4	206.5	2:10.171		11	37.659		39.739		45.148	200.0	<u>241.6</u>	2:02.546	
3		41.111	38.215		43.593	193.5	228.3	2:02.919		12	37.731		37.518		44.685	193.5		1:59.934	
4		37.083	37.949		45.595	197.8	236.3	2:00.627		13	42.608		45.115		Pit In	195.7	230.3	2:26.724	
5		38.467	39.125		44.420	189.5	228.8	2:02.012		14	Pit Out		42.980		43.385			4:53.346	
6		37.444	37.231		43.757	198.9	235.3	1:58.432		15	36.807		38.008		43.750	200.0	235.8	1:58.565	
7		36.970	37.171		46.493	198.9	240.0	2:00.634		16	<u>36.538</u>		37.504		<u>42.909</u>	195.7	231.8	1:56.951	
8		38.292	38.295		Pit In	175.6	223.6	2:16.159		17	36.721		<u>36.845</u>		43.085	198.9	241.1	<u>1:56.651</u>	
9	Pit Out		38.417		43.929			5:59.484		18	38.982		42.616		Pit In	<u>203.4</u>	240.5	2:19.017	

191 Jean-Roch PIAT										PORSCHE 991.1 GT3 CUP									
lap	Sect-1	Speed	Sect-2	Speed	Sect-3	Speed	TopSpeed	laptime	pit	lap	Sect-1	Speed	Sect-2	Speed	Sect-3	Speed	Topspeed	laptime	pit
1	Pit Out	103.9	46.049	87.7	56.969			2:30.716		12	35.824	177.0	36.943	95.8	42.042	<u>211.8</u>	259.0	1:54.809	
2		41.708	110.5	45.793	95.9	45.404	192.5	217.3	2:12.905	13	35.715	177.0	37.090	99.9	<u>41.947</u>	210.5	259.6	<u>1:54.752</u>	
3		40.022	128.7	38.844	90.1	43.354	200.0	249.4	2:02.220	14	<u>35.642</u>	172.5	37.983	<u>107.2</u>	42.286	209.3	259.6	1:55.911	
4		36.969	166.4	38.288	94.0	44.376	208.1	258.4	1:59.633	15	1:04.217	157.4	37.139	90.8	44.804	204.5	256.5	2:26.160	
5		37.688	141.4	38.171	94.0	43.080	209.3	257.8	1:58.939	16	36.454	149.4	37.406	94.3	46.284	210.5	260.2	2:00.144	
6		37.479	159.5	37.963	95.7	42.819	210.5	260.2	1:58.261	17	38.317	161.0	37.199	98.3	42.661	<u>211.8</u>	246.0	1:58.177	
7		37.139	159.8	37.754	90.2	Pit In	<u>211.8</u>	<u>260.9</u>	2:48.979	18	36.642	180.0	37.696	98.9	42.747	201.1	254.1	1:57.085	
8	Pit Out	164.1	37.987	95.4	42.854			8:17.829		19	36.501	182.7	37.052	96.6	43.306	210.5	259.0	1:56.859	
9		37.267	160.2	39.632	93.9	42.739	209.3	257.1	1:59.638	20	36.505	158.6	40.703	90.8	44.189	209.3	234.3	2:01.397	
10		36.594	169.5	38.353	90.2	42.703	210.5	<u>260.9</u>	1:57.650	21	36.032	162.2	38.877	96.8	Pit In	210.5	259.6	2:10.189	
11		36.614	<u>190.5</u>	<u>36.643</u>	99.9	42.460	206.9	257.1	1:55.717	22									

199 José BARROS										PORSCHE 991.2 GT3 CUP									
lap	Sect-1	Speed	Sect-2	Speed	Sect-3	Speed	TopSpeed	laptime	pit	lap	Sect-1	Speed	Sect-2	Speed	Sect-3	Speed	Topspeed	laptime	pit
1	Pit Out		49.021	82.5	58.371			2:35.128		12	<u>33.494</u>		34.323	129.2	39.983	220.9	270.7	<u>1:47.800</u>	
2		44.622	45.940	96.9	46.553	165.9	191.8	2:17.115		13	34.795		<u>33.864</u>	133.7	41.049	<u>222.2</u>	<u>271.4</u>	1:49.708	
3		38.321	37.239	110.2	41.417	176.5	203.4	1:56.977		14	35.695		35.493	114.0	41.391	209.3	260.9	1:52.579	
4		34.499	35.012	115.6	42.309	218.2	266.0	1:51.820		15	36.679		34.183	126.8	40.370	216.9	270.0	1:51.232	
5		33.885	34.591	126.3	41.311	218.2	267.3	1:49.787		16	33.786		34.736	119.9	40.193	<u>222.2</u>	270.7	1:48.715	
6		33.621	34.510	111.2	41.126	220.9	268.7	1:49.257		17	35.612		51.521	96.0	Pit In	220.9	270.7	2:22.369	
7		33.702	33.991	132.4	40.888	216.9	266.7	1:48.581		18	Pit Out		35.665	117.0	41.367			5:37.176	



Caterham Racing Weekend

Autódromo Internacional do Algarve

GT-CET

4 - 7 April 2024

Laps and Sector Times - PRIVATE PRACTICE 2

Autodromo Internacional Algarve - 4652mtr.

8	36.836	33.942	127.4	Pit In	214.3	268.7	2:23.682	19	33.822	34.291	<u>134.8</u>	39.976	220.9	269.3	1:48.089
9	Pit Out	37.608	88.6	47.830			5:44.480	20	33.659	34.698	124.6	<u>39.958</u>	219.5	269.3	1:48.315
10	33.865	34.160	<u>134.8</u>	40.041	216.9	267.3	1:48.066	21	33.692	35.201	124.6	Pit In	220.9	270.0	2:02.541
11	33.892	34.429	<u>134.8</u>	40.170	216.9	269.3	1:48.491	22							

415 Jeremy FALIGAND									PORSCHE CUP 992										
lap	Sect-1	Speed	Sect-2	Speed	Sect-3	Speed	TopSpeed	laptime	pit	lap	Sect-1	Speed	Sect-2	Speed	Sect-3	Speed	Topspeed	laptime	pit
1	Pit Out	132.7	41.710	99.2	47.101			2:09.774		10	37.377	173.9	36.132	109.4	Pit In	214.3	253.5	2:03.283	
2	40.074	148.4	41.021	110.7	46.674	195.7	225.9	2:07.769		11	Pit Out	163.1	36.079	112.3	42.362			4:21.536	
3	37.606	157.4	37.994	108.3	44.753	203.4	250.0	2:00.353		12	35.370	171.4	36.299	108.1	41.735	213.0	261.5	1:53.404	
4	36.515	161.4	39.664	109.3	44.139	206.9	254.7	2:00.318		13	34.518	189.1	35.736	106.2	41.609	215.6	262.1	1:51.863	
5	36.644	166.4	38.173	103.0	Pit In	205.7	256.5	2:06.046		14	37.620	182.1	35.402	116.3	41.667	214.3	243.2	1:54.689	
6	Pit Out	156.3	38.323	111.2	Pit In			5:32.229		15	34.301	183.4	35.549	112.6	40.986	214.3	262.8	1:50.836	
7	Pit Out	152.1	39.922	109.5	46.275			10:24.468		16	34.387	191.8	35.084	<u>118.3</u>	<u>40.666</u>	216.9	264.1	<u>1:50.137</u>	
8	38.038	170.3	37.428	106.2	41.930	206.9	256.5	1:57.396		17	<u>34.046</u>	<u>193.2</u>	<u>35.066</u>	111.8	41.431	<u>218.2</u>	<u>266.0</u>	1:50.543	
9	35.643	170.9	36.221	116.6	42.881	213.0	261.5	1:54.745		18	36.999	147.9	38.640	108.2	Pit In	216.9	249.4	2:06.995	

701 Patrick L. BAY									VORTEX 1.0										
lap	Sect-1	Speed	Sect-2	Speed	Sect-3	Speed	TopSpeed	laptime	pit	lap	Sect-1	Speed	Sect-2	Speed	Sect-3	Speed	Topspeed	laptime	pit
1	Pit Out	97.9	46.133	88.7	50.278			2:26.059		9	34.478	188.5	35.546	102.6	40.322	209.3	248.8	1:50.346	
2	39.281	156.3	36.783	109.0	42.592	170.6	216.9	1:58.656		10	34.343	182.4	34.873	<u>125.6</u>	40.252	<u>210.5</u>	<u>249.4</u>	<u>1:49.468</u>	
3	36.324	173.1	35.531	115.0	41.546	205.7	244.9	1:53.401		11	<u>34.342</u>	181.2	<u>34.684</u>	122.9	40.850	209.3	248.3	1:49.876	
4	38.399	132.0	45.980	91.6	Pit In	204.5	247.7	2:23.927		12	34.548	<u>190.1</u>	1:03.113	96.0	42.144	204.5	245.5	2:19.805	
5	Pit Out	153.4	37.225	99.9	45.995			7:48.280		13	35.320	169.0	37.412	109.3	41.738	208.1	247.1	1:54.470	
6	55.843	91.1	55.655	74.9	Pit In	203.4	245.5	3:04.137		14	35.106	186.5	35.238	113.7	<u>40.104</u>	208.1	246.0	1:50.448	
7	Pit Out	178.2	38.163	99.7	41.471			3:18.779		15	37.885	179.7	36.086	113.6	43.430	209.3	248.8	1:57.401	
8	34.744	182.1	36.268	97.1	41.902	208.1	244.9	1:52.914		16	34.812	187.2	35.670	109.6	Pit In	206.9	246.0	2:03.186	