

Caterham Racing Weekend

Autódromo Internacional do Algarve

GT-CET

4 - 7 April 2024

Laps and Sector Times - PRIVATE PRACTICE 1

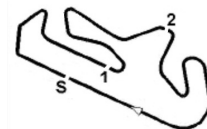
Autodromo Internacional Algarve - 4652mtr.

6 CANI ZARES TORTOSA-MENKES CAMPELO									PEUGEOT 308 RACING CUP										
lap	Sect-1	Speed	Sect-2	Speed	Sect-3	Speed	TopSpeed	laptime	pit	lap	Sect-1	Speed	Sect-2	Speed	Sect-3	Speed	Topspeed	laptime	pit
1	Pit Out	113.7	55.635	85.6	52.173			2:37.169		9	38.647	158.8	<u>37.596</u>	124.7	45.345	<u>193.5</u>	232.3	2:01.588	
2	46.498	122.3	43.200	109.3	46.106	141.2	131.7	2:15.804		10	<u>37.442</u>	159.8	37.682		43.943	191.5	230.3	<u>1:59.067</u>	
3	41.148	136.0	39.005	120.4	44.296	172.2	153.6	2:04.449		11	38.051	133.3	45.350	111.8	Pit In	192.5	<u>232.8</u>	2:28.359	
4	38.167	138.3	39.082	117.3	Pit In	191.5	231.3	<u>2:12.417</u>		12	Pit Out	120.7	43.834	83.1	49.356			5:16.012	
5	Pit Out	140.8	39.063	123.7	45.119			4:33.371		13	41.864	127.2	41.126	83.7	46.597	187.5	201.5	2:09.587	
6	38.584	150.2	38.168	121.1	45.023	187.5	226.9	2:01.775		14	39.835	128.1	40.337	96.3	47.183	192.5	232.3	2:07.355	
7	38.433	149.6	38.762	117.6	44.026	188.5	228.3	2:01.221		15	38.926	134.8	40.141	86.8	Pit In	184.6	226.4	2:13.438	
8	37.929	<u>162.7</u>	37.618	<u>124.9</u>	<u>43.772</u>	<u>193.5</u>	<u>232.8</u>	1:59.319		16									

9 ALBORS ALEIXANDRE-LOPEZ BALBOA									CLIO CUP IV										
lap	Sect-1	Speed	Sect-2	Speed	Sect-3	Speed	TopSpeed	laptime	pit	lap	Sect-1	Speed	Sect-2	Speed	Sect-3	Speed	Topspeed	laptime	pit
1	43.858		43.019		47.612	167.4		2:14.489		11	40.393		41.046		46.496	<u>177.3</u>		2:07.935	
2	41.517		42.525		46.674	173.9		2:10.716		12	42.603		46.522		Pit In	176.5		2:28.859	
3	41.061		41.307		46.621	174.8	210.5	2:08.989		13	Pit Out		46.436		52.906			4:36.434	
4	40.547		41.876		46.876	175.6	212.2	2:09.299		14	46.230		45.895		52.121	158.6		2:24.246	
5	44.142		41.490		Pit In	<u>177.3</u>		2:20.374		15	44.191					166.7	204.2	2:22.091	
6	Pit Out		43.298		48.376			5:02.248		16						171.4	205.7	2:14.275	
7	41.594		41.230		46.556	174.8	210.1	2:09.380		17	43.499		44.327		48.694	170.6	208.1	2:16.520	
8	40.563		41.633		46.771	173.9	206.9	2:08.967		18	41.989					170.6	205.7	2:15.671	
9	40.376		41.239		47.102	176.5		2:08.717		19	43.355		43.233		50.078	164.4		2:16.666	
10	<u>40.163</u>		<u>40.941</u>		<u>46.190</u>	176.5	<u>213.9</u>	<u>2:07.294</u>		20									

10 Máximo VARELA									RENAULT CLIO CUP V										
lap	Sect-1	Speed	Sect-2	Speed	Sect-3	Speed	TopSpeed	laptime	pit	lap	Sect-1	Speed	Sect-2	Speed	Sect-3	Speed	Topspeed	laptime	pit
1	Pit Out	99.1	55.289	81.6	58.924			2:50.186		10	43.437	124.0	44.275	85.3	Pit In	169.0	203.8	2:28.859	
2	53.855	113.3	51.299	74.0	Pit In	157.2	144.4	2:52.450		11	Pit Out	95.2	49.462	83.9	54.000			5:02.962	
3	Pit Out	112.4	48.985	85.2	53.538			3:40.529		12	45.045	119.2	44.977	93.0	50.851	165.9	180.3	2:20.873	
4	49.477	117.8	48.103	88.7	51.763	165.9	187.2	2:29.343		13	44.493	121.8	46.845	92.5	50.005	166.7	187.8	2:21.343	
5	45.343	132.8	45.566	91.0	51.125	167.4	203.4	2:22.034		14	43.888	138.1	<u>43.346</u>	94.8	49.626	169.0	204.2	2:16.860	
6	44.307	127.5	44.605	<u>98.7</u>	49.364	169.8	204.5	2:18.276		15	<u>42.283</u>	135.0	43.480	88.2	50.076	169.0	204.5	<u>2:15.839</u>	
7	43.840	130.8	45.841	87.5	52.331	169.8	205.7	2:22.012		16	45.276	<u>153.6</u>	45.954	85.4	50.351	169.0	204.5	2:21.581	
8	43.451	133.8	43.959	85.2	49.337	169.8	204.9	2:16.747		17	43.468	144.8	43.778	90.7	50.909	168.2	203.8	2:18.155	
9	42.719	139.4	43.825	94.5	49.633	<u>172.2</u>	<u>206.1</u>	2:16.177		18	45.566	132.0	44.278	95.9	<u>48.857</u>	166.7	201.5	2:18.701	

15 GOROSTI ZA TELLERIA-CHILLI DA BELZUNCE									M2 CS RACING										
lap	Sect-1	Speed	Sect-2	Speed	Sect-3	Speed	TopSpeed	laptime	pit	lap	Sect-1	Speed	Sect-2	Speed	Sect-3	Speed	Topspeed	laptime	pit
1	Pit Out		1:01.229	55.3	1:08.467			3:02.352		11	51.168		49.124	85.0	Pit In	200.0	214.7	2:53.002	
2	45.768		51.057	88.0	54.785	178.2	191.2	2:31.610		12	Pit Out		41.636	110.0	48.689			5:07.622	
3	41.568		43.226	91.4	48.475	190.5	226.9	2:13.269		13	48.498		40.650	113.0	46.622	194.6	237.4	2:15.770	
4	41.102		43.475	96.1	49.234	193.5	234.3	2:13.811		14	38.644		40.245	97.9	46.203	198.9	247.7	2:05.092	
5	41.611		41.535	90.3	48.027	196.7	240.5	2:11.173		15	39.085		39.926	104.2	<u>44.834</u>	196.7	244.3	2:03.845	
6	40.485		43.526	102.5	48.447	189.5	227.4	2:12.458		16	<u>38.365</u>		42.228	41.8	47.531	202.2	248.8	2:08.124	
7	41.610		41.627	94.0	48.353	192.5	228.8	2:11.590		17	38.432		40.053	107.0	45.111	<u>203.4</u>	249.4	<u>2:03.596</u>	
8	40.896		40.618	112.6	46.720	193.5	243.8	2:08.234		18	40.331		<u>39.296</u>	<u>113.8</u>	45.322	202.2	<u>251.2</u>	2:04.949	
9	40.581		39.836	110.8	46.009	196.7	221.3	2:06.426		19	49.516		43.257	92.7	52.219	202.2	250.6	2:24.992	
10	39.711		39.926	100.3	47.062	200.0	241.6	2:06.699		20	40.593		41.898	110.8	Pit In	183.7	222.2	2:25.704	



Caterham Racing Weekend

Autódromo Internacional do Algarve

GT-CET

4 - 7 April 2024

Laps and Sector Times - PRIVATE PRACTICE 1

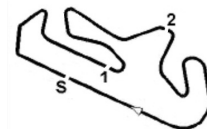
Autodromo Internacional Algarve - 4652mtr.

20 AI ZPURUA SAENZ-GOMEZ GUTIERREZ										RENAULT CLIO CUP V									
lap	Sect-1	Speed	Sect-2	Speed	Sect-3	Speed	TopSpeed	laptime	pit	lap	Sect-1	Speed	Sect-2	Speed	Sect-3	Speed	Topspeed	laptime	pit
1	Pit Out	95.7	53.357	71.7	58.379			2:51.751		10	<u>43.469</u>	134.5	<u>43.988</u>	91.6	51.842	<u>170.6</u>	203.0	2:19.299	
2		48.245	104.0	49.576	78.5	Pit In	160.0	172.0	2:46.222	11	45.885	133.0	44.939	93.7	Pit In	168.2	201.9	2:30.788	
3	Pit Out	101.3	52.878	77.3	54.695			4:26.092		12	Pit Out	113.6	47.183	93.3	52.453			5:11.322	
4		46.577	122.9	48.710	91.1	52.338	164.4	176.2	2:27.625	13	45.143	126.9	46.646	98.1	53.371	163.6	200.7	2:25.160	
5		47.415	119.6	45.699	91.1	53.514	165.1	192.9	2:26.628	14	44.594	<u>157.0</u>	48.672	<u>102.7</u>	52.097	163.6	201.5	2:25.363	
6		45.358	133.0	44.005	85.5	50.071	167.4	200.7	2:19.434	15	45.512	119.5	45.959	92.9	51.774	164.4	193.9	2:23.245	
7		46.062	134.2	46.606	91.8	55.146	168.2	199.3	2:27.814	16	45.112	133.0	47.241	96.5	51.716	165.1	202.6	2:24.069	
8		44.035	129.5	43.991	88.1	<u>49.342</u>	168.2	199.6	<u>2:17.368</u>	17	44.865	137.2	45.616	90.6	50.899	165.1	203.0	2:21.380	
9		45.780	123.9	45.335	91.6	49.942	<u>170.6</u>	<u>204.9</u>	2:21.057	18	45.271	133.7	45.062	96.0	50.119	165.1	202.6	2:20.452	

23 CARAYOL CASAS-GOMEZ GOMEZ										RENAULT CLIO CUP IV									
lap	Sect-1	Speed	Sect-2	Speed	Sect-3	Speed	TopSpeed	laptime	pit	lap	Sect-1	Speed	Sect-2	Speed	Sect-3	Speed	Topspeed	laptime	pit
1	Pit Out	122.6	44.905	85.6	49.561			2:18.022		9	42.918	141.0	44.224	109.1	49.016	171.4	206.9	2:16.158	
2		42.695	135.5	43.106	91.3	49.832	167.4	205.7	2:15.633	10	43.296	149.6	41.582	108.7	48.035	170.6	201.9	2:12.913	
3		42.643	119.7	42.877	90.3	47.421	167.4	206.5	2:12.941	11	41.783	139.0	41.859	<u>111.5</u>	47.052	174.8	210.1	2:10.694	
4		42.062	137.1	41.954	92.3	50.198	171.4	208.9	2:14.214	12	<u>40.235</u>	153.2	41.493	107.4	47.050	<u>177.3</u>	<u>213.0</u>	2:08.778	
5		41.860	130.8	45.057	93.9	48.445	171.4	208.5	2:15.362	13	40.619	<u>157.2</u>	40.853	107.6	46.615	176.5	211.8	<u>2:08.087</u>	
6		46.749	126.5	45.651	93.1	Pit In	173.1	208.5	2:38.815	14	40.638	148.1	41.271	103.3	<u>46.576</u>	176.5	210.9	2:08.485	
7	Pit Out	131.9	42.927	104.4	Pit In			12:42.864		15	40.549	152.8	<u>40.727</u>	96.3	Pit In	176.5	212.6	2:28.995	
8	Pit Out	106.8	44.663	100.0	48.660			6:36.109		16									

36 ALVAREZ SINDI N-SANTOS PEREZ										SEAT LEON SUPERCOPA MK2									
lap	Sect-1	Speed	Sect-2	Speed	Sect-3	Speed	TopSpeed	laptime	pit	lap	Sect-1	Speed	Sect-2	Speed	Sect-3	Speed	Topspeed	laptime	pit
1	Pit Out	77.0	56.601	78.6	1:00.130			3:03.698		11	45.944	99.1	44.547	104.4	48.637	173.9	202.2	2:19.128	
2		49.825	103.1	47.307	89.6	51.629	157.9	179.7	2:28.761	12	42.261	130.8	43.243	98.7	50.614	174.8	214.7	2:16.118	
3		44.541	110.4	46.783	94.0	51.709	169.8	203.8	2:23.033	13	45.135	108.0	43.895	116.9	47.717	173.9	188.5	2:16.747	
4		42.503	132.0	43.155	107.4	48.895	173.9	203.0	2:14.553	14	40.891	134.7	42.145	<u>117.5</u>	47.640	176.5	217.3	2:10.676	
5		45.256	126.3	44.349	103.7	Pit In	173.9	208.9	2:42.103	15	41.334	146.3	41.284	110.0	45.749	177.3	219.1	2:08.367	
6	Pit Out	129.3	44.019	98.7	49.246			5:14.509		16	<u>40.585</u>	152.3	40.897	107.4	45.824	180.0	220.4	2:07.306	
7		41.709	142.9	42.208	108.3	47.993	174.8	214.7	2:11.910	17	41.760	145.9	41.904	105.1	46.502	178.2	218.6	2:10.166	
8		41.549	145.0	42.039	109.4	47.456	174.8	214.3	2:11.044	18	40.752	142.9	42.276	102.5	<u>45.300</u>	178.2	205.7	2:08.328	
9		41.203	152.3	41.176	105.8	Pit In	173.1	213.9	2:35.692	19	40.951	<u>156.7</u>	<u>39.987</u>	113.9	45.991	<u>180.9</u>	<u>220.9</u>	<u>2:06.929</u>	
10	Pit Out	96.8	50.676	99.4	51.281			5:57.601		20									

40 Jose PALOMAR MAROTO										RENAULT CLIO CUP IV									
lap	Sect-1	Speed	Sect-2	Speed	Sect-3	Speed	TopSpeed	laptime	pit	lap	Sect-1	Speed	Sect-2	Speed	Sect-3	Speed	Topspeed	laptime	pit
1	Pit Out	95.0	51.312	80.4	55.204			2:38.056		11	Pit Out	135.5	41.517	98.9	46.909			3:35.272	
2		47.976	110.2	45.243	103.1	Pit In	158.6	186.9	2:43.265	12	40.713	137.1	42.100	90.6	46.278	173.1	207.3	2:09.091	
3	Pit Out	97.0	47.595	103.9	52.145			3:18.309		13	42.046	144.0	40.985	106.2	46.426	<u>176.5</u>	<u>211.4</u>	2:09.457	
4		43.004	122.9	42.796	102.4	47.996	168.2	203.4	2:13.796	14	40.210	150.2	40.577	107.5	<u>46.103</u>	<u>176.5</u>	208.9	2:06.890	
5		43.309	125.6	44.424	86.3	48.394	173.9	206.5	2:16.127	15	<u>40.001</u>	<u>154.1</u>	<u>40.413</u>	104.3	46.358	174.8	208.1	<u>2:06.772</u>	
6		41.951	136.0	40.920	116.3	47.914	173.9	206.9	2:10.785	16	40.068	152.5	41.633	<u>119.3</u>	48.038	173.9	208.5	2:09.739	
7		41.301	134.7	41.942	110.4	47.909	171.4	206.9	2:11.152	17	42.129	150.2	42.826	105.1	50.243	172.2	207.3	2:15.198	
8		41.063	140.8	40.981	114.5	47.909	170.6	205.7	2:09.953	18	40.505	146.9	43.562	92.5	48.353	173.9	208.9	2:12.420	
9		41.241	135.2	43.664	92.2	Pit In	173.9	207.7	2:20.459	19	40.346	153.4	41.653	108.7	46.982	173.1	208.9	2:08.981	
10	Pit Out	125.1	43.153	96.0	Pit In			5:11.329		20	41.369	128.1	41.289	110.9	Pit In	169.0	206.9	2:16.303	



Caterham Racing Weekend

Autódromo Internacional do Algarve

GT-CET

4 - 7 April 2024

Laps and Sector Times - PRIVATE PRACTICE 1

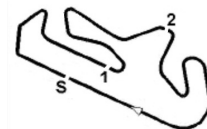
Autodromo Internacional Algarve - 4652mtr.

66 PUITGMAL-NAOUR										RENAULT CLIO CUP IV									
lap	Sect-1	Speed	Sect-2	Speed	Sect-3	Speed	TopSpeed	laptime	pit	lap	Sect-1	Speed	Sect-2	Speed	Sect-3	Speed	Topspeed	laptime	pit
1	Pit Out	113.3	48.325	84.8	50.682			2:26.491		12	43.915	130.1	43.259	95.0	47.983	165.1	201.9	2:15.157	
2		44.038	113.0	44.673	87.2	50.552	169.0	204.2	2:19.263	13	41.094	140.8	41.852	103.9	46.920	171.4	205.7	2:09.866	
3		42.262	130.3	44.079	87.1	Pit In	169.0	204.9	2:21.763	14	41.174	140.4	42.013	107.5	49.740	173.9	210.1	2:12.927	
4	Pit Out	114.6	42.966	95.5	47.326				3:27.552	15	42.847	128.3	42.607	97.6	46.862	173.9	208.9	2:12.316	
5		40.828	155.8	42.088	98.7	46.747	175.6	210.1	2:09.663	16	40.799	139.4	42.241	97.2	47.253	171.4	207.3	2:10.293	
6		41.636	146.5	41.613	99.0	46.794	176.5	210.1	2:10.043	17	40.599	144.6	41.328	105.6	46.977	171.4	206.9	2:08.904	
7		41.051	146.7	41.559	86.8	46.757	176.5	212.6	2:09.367	18	40.732	147.9	41.728	105.8	46.473	169.0	205.3	2:08.933	
8		40.822	153.0	42.225	98.0	46.241	177.3	210.5	2:09.288	19	41.312	146.9	41.850	94.6	46.736	173.9	207.3	2:09.898	
9		40.061	149.6	40.797	100.6	46.718	175.6	209.3	2:07.576	20	40.427	151.7	41.214	99.2	47.196	173.1	208.9	2:08.837	
10		40.248	147.5	40.664	103.7	Pit In	174.8	209.3	2:15.133	21	42.414	148.4	41.539	93.6	Pit In	171.4	206.9	2:26.578	
11	Pit Out	129.3	43.932	94.7	49.538				6:09.675	22									

100 BRAS SILVERO-GONZALEZ GONZALEZ										PORSCHE 992 CUP									
lap	Sect-1	Speed	Sect-2	Speed	Sect-3	Speed	TopSpeed	laptime	pit	lap	Sect-1	Speed	Sect-2	Speed	Sect-3	Speed	Topspeed	laptime	pit
1	Pit Out	132.4	46.038	104.2	48.088			2:19.396		12	34.213	211.4	36.515	110.2	40.916	219.5	268.0	1:51.644	
2		40.602	156.7	38.227	99.5	42.469	140.1	190.8	2:01.298	13	34.338	185.9	35.897	109.9	41.779	218.2	266.7	1:52.014	
3		35.515	169.3	36.015	105.8	42.147	209.3	260.9	1:53.677	14	34.505	202.2	34.874	117.5	40.672	216.9	265.4	1:50.051	
4		35.402	187.2	36.320	109.8	42.089	210.5	260.2	1:53.811	15	34.493	201.5	35.339	113.2	Pit In	218.2	266.0	2:00.618	
5		34.610	201.1	35.252	109.9	41.138	211.8	261.5	1:51.000	16	Pit Out	177.6	36.060	104.4	41.376			4:10.317	
6		34.342	205.7	35.022	110.5	41.263	215.6	263.4	1:50.627	17	34.063	188.5	34.543	115.0	40.911	220.9	268.0	1:49.517	
7		34.724	204.9	35.480	101.9	41.162	210.5	262.1	1:51.366	18	34.053	188.8	34.275	113.1	40.126	222.2	267.3	1:48.454	
8		34.426	186.9	35.157	118.8	Pit In	214.3	263.4	1:58.074	19	33.842	184.3	34.094	112.0	40.711	219.5	266.7	1:48.647	
9	Pit Out	198.9	36.281	100.3	44.761				4:17.450	20	33.719	197.1	34.476	114.3	40.237	218.2	266.7	1:48.432	
10		34.899	193.9	34.757	115.3	40.781	215.6	266.0	1:50.437	21	34.122	191.2	35.018	117.9	41.100	220.9	269.3	1:50.240	
11		34.210	202.2	34.835	101.6	41.207	215.6	263.4	1:50.252	22									

110 Plazio Gomez-Plazio Gomez										LIGIER JS2R									
lap	Sect-1	Speed	Sect-2	Speed	Sect-3	Speed	TopSpeed	laptime	pit	lap	Sect-1	Speed	Sect-2	Speed	Sect-3	Speed	Topspeed	laptime	pit
1	Pit Out	106.1	53.113	82.7	56.248			2:45.151		9	44.204	118.2	44.260	96.1	Pit In	197.8	237.4	2:29.007	
2		44.778	130.0	44.960	93.5	Pit In	175.6	194.9	2:26.686	10	Pit Out	151.5	39.260	102.7	45.001			4:33.778	
3	Pit Out	157.9	41.735	92.0	47.059				3:25.656	11	38.335	161.4	38.838	107.0	45.816	193.5	235.8	2:02.989	
4		39.736	151.7	40.127	100.5	46.115	192.5	237.9	2:05.978	12	37.499	170.3	38.229	108.7	44.292	194.6	237.9	2:00.020	
5		38.320	160.0	39.920	104.9	45.160	195.7	237.4	2:03.400	13	37.920	171.4	38.713	108.8	44.508	195.7	237.9	2:01.141	
6		38.439	164.9	39.526	107.8	46.440	195.7	237.4	2:04.405	14	37.855	160.2	38.674	105.0	43.979	193.5	237.9	2:00.508	
7		38.563	161.4	39.546	106.4	44.746	187.5	234.3	2:02.855	15	37.080	180.6	38.317	102.8	43.835	195.7	238.9	1:59.232	
8		37.788	169.0	38.630	108.1	43.511	196.7	236.8	1:59.929	16	47.909	104.1	44.791	93.1	Pit In	196.7	221.8	2:37.960	

111 YEREGUI YBARRA-CARRETERO ORTEGA										AUDI RO									
lap	Sect-1	Speed	Sect-2	Speed	Sect-3	Speed	TopSpeed	laptime	pit	lap	Sect-1	Speed	Sect-2	Speed	Sect-3	Speed	Topspeed	laptime	pit
1	Pit Out	194.9	34.450	118.8	39.758			1:52.194		8	34.631	185.6	37.324	115.5	43.064	218.2	274.1	1:55.019	
2		33.352	203.8	33.598	120.3	39.051	226.4	278.4	1:46.008	9	35.523	196.7	36.725	110.5	43.258	214.3	270.7	1:55.506	
3		33.593	184.3	34.306	113.1	39.446	227.8	279.1	1:47.345	10	34.753	180.3	36.068	109.1	42.201	218.2	274.8	1:53.022	
4		33.556	185.6	33.551	117.5	Pit In	225.0	277.6	1:55.196	11	34.482	200.7	35.726	115.0	42.739	219.5	276.2	1:52.947	
5	Pit Out	146.1	39.234	113.7	46.234				5:02.344	12	34.532	178.5	36.571	121.3	42.400	219.5	274.8	1:53.503	
6		35.776	170.3	38.689	123.0	42.937	214.3	271.4	1:57.402	13	34.611	211.8	40.199	85.4	Pit In	219.5	274.8	2:16.860	
7		35.228	176.5	35.670	126.3	42.389	214.3	272.0	1:53.287	14									



Caterham Racing Weekend

Autódromo Internacional do Algarve

GT-CET

4 - 7 April 2024

Laps and Sector Times - PRIVATE PRACTICE 1

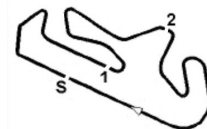
Autodromo Internacional Algarve - 4652mtr.

112 LOURINHO BRAS-GOMEZ GUILLEN										PORSCHE 992 CUP									
lap	Sect-1	Speed	Sect-2	Speed	Sect-3	Speed	TopSpeed	laptime	pit	lap	Sect-1	Speed	Sect-2	Speed	Sect-3	Speed	Topspeed	laptime	pit
1	Pit Out	110.0	44.932	83.3	47.463			2:21.855		10	35.423	182.1	36.265	109.4	42.555	214.3	262.8	1:54.243	
2		38.908	154.7	39.386	96.5	46.774	205.7	256.5	2:05.068	11	35.259	184.9	35.193	<u>122.9</u>	41.966	213.0	261.5	1:52.418	
3		37.654	169.0	37.500	101.4	44.812	208.1	255.3	1:59.966	12	36.898	177.9	36.939	117.8	Pit In	<u>218.2</u>	264.1	2:05.478	
4		38.038	166.7	37.375	105.0	Pit In	208.1	258.4	2:07.818	13	Pit Out	164.6	37.467	103.6	42.989			6:42.222	
5	Pit Out	165.4	37.739	105.8	44.023			5:20.085		14	35.488	184.3	35.860	112.0	43.428	210.5	260.2	1:54.776	
6		36.088	164.4	36.793	117.9	43.419	210.5	260.2	1:56.300	15	35.526	190.1	35.578	119.2	42.074	211.8	262.1	1:53.178	
7		36.032	183.1	37.430	94.1	44.562	213.0	263.4	1:58.024	16	34.867	<u>193.5</u>	37.739	105.5	41.171	211.8	260.2	1:53.777	
8		35.475	175.9	36.378	114.4	42.899	214.3	262.1	1:54.752	17	34.583	181.2	36.478	114.9	41.179	215.6	<u>265.4</u>	1:52.240	
9		35.579	180.0	36.320	111.8	43.025	214.3	262.8	1:54.924	18	<u>34.377</u>	191.8	<u>34.902</u>	111.1	<u>40.822</u>	216.9	264.7	1:50.101	

113 VI NYES DABAD-FONT CASAS										PORSCHE 992 CUP									
lap	Sect-1	Speed	Sect-2	Speed	Sect-3	Speed	TopSpeed	laptime	pit	lap	Sect-1	Speed	Sect-2	Speed	Sect-3	Speed	Topspeed	laptime	pit
1	Pit Out	95.5	46.475	104.0	47.422			2:24.372		13	40.335	161.2	36.712	112.3	Pit In	216.9	192.2	2:14.920	
2		41.127	113.0	42.223	108.9	44.586	191.5	218.2	2:07.936	14	Pit Out	134.3	40.155	99.9	44.673			6:31.208	
3		37.523	154.7	37.407	112.3	42.293	206.9	225.5	1:57.223	15	37.962	142.3	37.197	110.2	40.852	202.2	211.8	1:56.011	
4		36.263	155.8	37.081	98.0	42.433	213.0	255.9	1:55.777	16	37.287	142.1	39.285	107.9	43.317	216.9	249.4	1:59.889	
5		36.508	147.3	36.340	94.6	41.148	218.2	261.5	1:53.996	17	35.659	151.5	36.481	109.5	40.966	215.6	248.8	1:53.106	
6		37.251	156.3	35.954	118.3	41.245	218.2	258.4	1:54.450	18	35.657	164.1	35.085	114.2	40.160	213.0	248.8	1:50.902	
7		36.194	166.7	36.332	120.8	40.906	218.2	247.7	1:53.432	19	34.721	174.8	<u>34.465</u>	119.6	39.746	219.5	263.4	1:48.932	
8		35.163	164.9	35.233	112.9	40.428	218.2	263.4	1:50.824	20	34.305	178.8	34.768	100.1	49.659	219.5	264.1	1:58.732	
9		36.865	168.2	35.078	<u>123.6</u>	41.845	220.9	252.9	1:53.788	21	36.494	157.7	39.762	95.5	44.212	215.6	264.1	2:00.468	
10		35.016	178.2	36.533	123.0	42.044	218.2	262.8	1:53.593	22	34.277	<u>184.6</u>	34.997	112.1	43.520	216.9	262.8	1:52.794	
11		35.637	182.7	38.570	113.4	41.193	214.3	262.1	1:55.400	23	35.144	170.1	34.516	114.2	39.762	220.9	266.0	1:49.422	
12		35.343	174.8	36.132	104.3	41.161	218.2	264.1	1:52.636	24	<u>33.918</u>	166.7	34.728	111.7	<u>39.411</u>	<u>222.2</u>	<u>267.3</u>	<u>1:48.057</u>	

114 Hendrik van ZOEST										PORSCHE 991-1 GT3 CUP									
lap	Sect-1	Speed	Sect-2	Speed	Sect-3	Speed	TopSpeed	laptime	pit	lap	Sect-1	Speed	Sect-2	Speed	Sect-3	Speed	Topspeed	laptime	pit
1	Pit Out	136.5	44.686	88.0	55.095			2:26.035		8	36.176	165.4	36.743	<u>117.9</u>	<u>42.299</u>	210.5	259.6	1:55.218	
2		45.763	144.0	39.300	99.4	45.944	129.5	180.9	2:11.007	9	35.742	174.2	36.702	110.5	42.457	<u>211.8</u>	260.2	<u>1:54.901</u>	
3		37.490	154.9	38.623	102.5	49.059	201.1	252.3	2:05.172	10	<u>35.736</u>	177.9	36.962	104.1	42.540	210.5	260.2	1:55.238	
4		37.348	164.9	37.625	100.5	44.381	204.5	255.9	1:59.354	11	35.739	175.6	<u>36.578</u>	114.2	Pit In	<u>211.8</u>	<u>260.9</u>	2:05.344	
5		36.702	176.5	37.360	103.0	43.302	205.7	257.1	1:57.364	12	Pit Out	170.9	36.597	116.3	44.962			4:01.177	
6		37.886	157.2	38.660	106.3	Pit In	209.3	259.0	2:08.763	13	36.704	185.6	36.677	98.5	42.733	208.1	257.1	1:56.114	
7	Pit Out	163.4	37.027	109.2	42.955			3:33.406		14	35.987	<u>193.5</u>	36.852	105.3	Pit In	210.5	259.0	2:10.994	

118 FONTES BLANCO-SILVERO CASTILLA										FERRARI 488 CH EVO									
lap	Sect-1	Speed	Sect-2	Speed	Sect-3	Speed	TopSpeed	laptime	pit	lap	Sect-1	Speed	Sect-2	Speed	Sect-3	Speed	Topspeed	laptime	pit
1	Pit Out		49.773	97.1	53.252			2:37.906		11	41.078		38.855	112.6	Pit In	220.9	205.7	2:11.737	
2		46.133	44.969	103.4	47.712	141.2	152.1	2:18.814		12	Pit Out		40.742	114.9	49.288			5:46.377	
3		38.301	39.316	94.5	44.648	196.7	234.3	2:02.265		13	39.086		38.700	99.2	46.157	189.5	250.6	2:03.943	
4		36.985	37.753	110.8	42.843	210.5	262.8	1:57.581		14	36.676		40.607	113.7	45.966	203.4	257.8	2:03.249	
5		34.900	36.281	107.2	41.408	216.9	265.4	1:52.589		15	36.529		37.166	99.6	45.396	206.9	261.5	1:59.091	
6		34.379	<u>181.8</u>	35.347	111.3	40.468	219.5	<u>270.0</u>	1:50.194	16	35.960		37.107	103.3	44.290	209.3	264.1	1:57.357	
7		<u>34.044</u>		35.023	114.5	40.823	<u>222.2</u>	269.3	1:49.890	17	37.005		37.157	108.5	44.068	209.3	261.5	1:58.230	
8		34.409		35.619	111.7	40.962	218.2	266.7	1:50.990	18	35.925		37.739	96.8	43.629	211.8	264.7	1:57.293	
9		34.198		35.415	<u>121.6</u>	40.626	220.9	266.7	1:50.239	19	35.674		37.519	95.2	44.248	214.3	266.7	1:57.441	
10		34.158		<u>34.660</u>	115.6	<u>40.433</u>	220.9	269.3	<u>1:49.251</u>	20									



Caterham Racing Weekend

Autódromo Internacional do Algarve

GT-CET

4 - 7 April 2024

Laps and Sector Times - PRIVATE PRACTICE 1

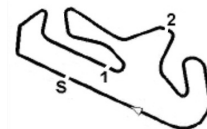
Autodromo Internacional Algarve - 4652mtr.

120 GOMEZ-GOMEZ										VORTEX 2.0										
lap	Sect-1	Speed	Sect-2	Speed	Sect-3	Speed	TopSpeed	laptime	pit	lap	Sect-1	Speed	Sect-2	Speed	Sect-3	Speed	Topspeed	laptime	pit	
1	Pit Out		43.409	99.8	47.866			2:15.115		12	Pit Out	150.4	35.824	124.6	42.302				4:18.536	
2	40.654		40.876	108.3	Pit In	194.6	<u>231.3</u>	2:15.726		13	36.403		35.649	124.0	41.038	204.5	230.8	1:53.090		
3	Pit Out		39.160	105.6	43.610			3:45.392		14	35.214		35.448	121.8	40.349	208.1	224.5	1:51.011		
4	37.996		37.475	109.2	42.579	201.1	206.1	1:58.050		15	35.867		34.727	127.5	41.012	208.1	222.7	1:51.606		
5	37.450		37.685	108.8	42.333	200.0	209.3	1:57.468		16	34.816		35.063	126.6	39.935	205.7	229.3	1:49.814		
6	36.783	<u>173.1</u>	36.887	109.2	42.123	202.2	214.3	1:55.793		17	34.845		34.635	122.2	40.451	208.1	226.9	1:49.931		
7	37.018		38.671	100.1	Pit In	203.4	220.4	2:07.541		18	34.828		35.223	<u>128.9</u>	39.678	<u>209.3</u>	227.8	1:49.729		
8	Pit Out		37.951	108.3	42.455			3:48.907		19	34.435		35.157	126.2	39.409	208.1	230.3	1:49.001		
9	36.336		35.983	114.0	41.350	201.1	223.1	1:53.669		20	<u>34.291</u>		<u>34.188</u>	122.2	<u>39.085</u>	206.9	230.3	<u>1:47.564</u>		
10	35.729		35.759	107.1	40.962	204.5	228.8	1:52.450		21	34.913		34.779	126.3	Pit In	205.7	227.4	2:01.127		
11	36.658		36.074	109.2	Pit In	203.4	225.9	2:01.905		22										

121 AMROUCHE-AMROUCHE										VORTEX 2.0									
lap	Sect-1	Speed	Sect-2	Speed	Sect-3	Speed	TopSpeed	laptime	pit	lap	Sect-1	Speed	Sect-2	Speed	Sect-3	Speed	Topspeed	laptime	pit
1	Pit Out		47.820	103.7	50.661			2:25.217		12	37.603		39.240	105.9	43.440	210.5	257.1	2:00.283	
2	40.139		40.538	125.1	46.143	191.5	241.1	2:06.820		13	38.380		37.019	105.9	42.693	210.5	259.6	1:58.092	
3	38.768		38.411	116.8	44.037	206.9	255.3	2:01.216		14	42.273		41.271	99.6	Pit In	215.6	262.8	2:19.954	
4	36.177		37.193	124.7	43.964	210.5	260.2	1:57.334		15	Pit Out		38.863	99.4	44.142			3:46.094	
5	36.064		35.890	125.0	42.295	210.5	258.4	1:54.249		16	35.817		35.978	111.2	42.463	209.3	260.2	1:54.258	
6	34.917		36.822	124.9	42.099	213.0	259.6	1:53.838		17	35.858		35.659	113.0	42.038	214.3	263.4	1:53.555	
7	34.524		35.146	127.8	41.377	215.6	262.8	1:51.047		18	35.003		35.829	113.9	42.617	214.3	263.4	1:53.449	
8	<u>34.389</u>		<u>35.008</u>	125.9	41.653	<u>218.2</u>	262.8	1:51.050		19	35.979		36.108	109.0	42.708	215.6	263.4	1:54.795	
9	34.786		35.233	<u>128.7</u>	<u>40.939</u>	213.0	264.7	<u>1:50.958</u>		20	35.301		36.082	111.3	42.163	213.0	262.1	1:53.546	
10	36.633		40.050	109.9	Pit In	215.6	262.8	2:12.906		21	35.038		36.038	111.8	42.216	213.0	262.8	1:53.292	
11	Pit Out		52.984	94.3	45.260			7:07.569		22									

122 Barambio Perea-Borja Garcia Menendez										PORCHE 992K									
lap	Sect-1	Speed	Sect-2	Speed	Sect-3	Speed	TopSpeed	laptime	pit	lap	Sect-1	Speed	Sect-2	Speed	Sect-3	Speed	Topspeed	laptime	pit
1	Pit Out		Pit In		Pit In			2:17.191		12	34.660		34.429		Pit In	<u>222.2</u>		1:56.463	
2	Pit Out				41.844			3:28.286		13	Pit Out				43.615			4:34.292	
3					40.827	214.3		1:51.006		14	34.743		36.449		42.612	216.9		1:53.804	
4					40.439	<u>222.2</u>	266.0	1:50.055		15	36.348		36.945		42.234	210.5		1:55.527	
5			Pit In		Pit In	218.2		2:03.504		16	35.443		35.683		40.863	211.8		1:51.989	
6	Pit Out		37.933		41.364			4:46.696		17	34.386		34.878		40.135	220.9		1:49.399	
7					39.353	218.2		1:47.809		18	34.375		34.886		40.169	219.5	<u>267.3</u>	1:49.430	
8	35.492		36.586		41.579	<u>222.2</u>		1:53.657		19					44.032	219.5		1:57.798	
9	33.291		<u>33.408</u>		39.424	220.9		1:46.123		20	34.059		35.549		40.622	219.5		1:50.230	
10	38.852		46.218		41.002	220.9		2:06.072		21	34.465		35.127		40.451	219.5	<u>267.3</u>	1:50.043	
11	<u>33.250</u>		33.520		<u>39.060</u>	<u>222.2</u>		<u>1:45.830</u>		22	34.112		35.288		Pit In	220.9		1:59.362	

123 SANABRIA CRESPO-BRIOSO										PORSCHE 992 CUP									
lap	Sect-1	Speed	Sect-2	Speed	Sect-3	Speed	TopSpeed	laptime	pit	lap	Sect-1	Speed	Sect-2	Speed	Sect-3	Speed	Topspeed	laptime	pit
1	Pit Out	140.4	41.250	100.2	46.697			2:14.991		10	35.418	169.8	36.260	114.8	42.535	206.9	258.4	1:54.213	
2	39.241	162.7	38.417	101.9	44.284	190.5	216.0	2:01.942		11	35.310	169.5	<u>36.151</u>	112.6	41.898	209.3	258.4	<u>1:53.359</u>	
3	1:35.251	152.5	37.584	107.4	43.975	200.0	244.3	2:56.810		12	35.528	158.1	36.347	111.6	<u>41.497</u>	208.1	<u>260.2</u>	1:53.372	
4	37.854	163.4	37.475	100.7	43.746	202.2	235.3	1:59.075		13	36.195	<u>178.2</u>	36.406	107.4	42.888	<u>213.0</u>	250.6	1:55.489	
5	36.796	153.0	38.253	111.2	43.097	202.2	244.3	1:58.146		14	35.509	173.9	37.626	103.3	42.329	209.3	259.0	1:55.464	
6	37.005	169.8	36.995	107.1	42.626	205.7	236.3	1:56.626		15	36.147	174.5	36.788	106.1	43.236	206.9	259.6	1:56.171	
7	36.445	164.4	37.836	110.4	Pit In	204.5	254.1	2:04.811		16	35.429	177.0	36.293	103.3	42.838	206.9	259.0	1:54.560	



Caterham Racing Weekend

Autódromo Internacional do Algarve

GT-CET

4 - 7 April 2024

Laps and Sector Times - PRIVATE PRACTICE 1
Autodromo Internacional Algarve - 4652mtr.

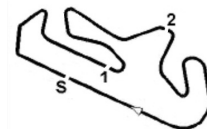
8	Pit Out	167.7	36.786	105.5	43.104		5:28.482	17	<u>35.287</u>	177.6	36.175	114.4	Pit In	208.1	258.4	2:06.177
9		36.038	159.8	36.364	<u>115.6</u>	1:26.331	210.5	247.1	2:38.733	18						

133 Santos Avalué-Kristensen										LIGIER JS2R									
lap	Sect-1	Speed	Sect-2	Speed	Sect-3	Speed	TopSpeed	laptime	pit	lap	Sect-1	Speed	Sect-2	Speed	Sect-3	Speed	Topspeed	laptime	pit
1	Pit Out	127.2	45.923	95.5	50.939			2:21.363		11	Pit Out	141.5	39.532	93.6	44.847			5:17.631	
2		42.472	137.4	41.355	101.6	Pit In	187.5	209.3	2:19.073	12		37.755	135.7	38.144	102.8	44.903	194.6	236.3	2:00.802
3	Pit Out	125.1	40.909	98.7	45.143			4:26.556		13		38.402	142.7	39.080	103.8	43.119	191.5	234.3	2:00.601
4		41.130	148.4	41.863	103.3	44.901	194.6	220.9	2:07.894	14		38.164	158.1	37.670	108.9	43.544	193.5	235.3	1:59.378
5		38.964	135.7	40.132	90.9	44.323	192.5	235.3	2:03.419	15		37.551	160.2	38.274	112.4	42.735	191.5	235.3	1:58.560
6		38.240	149.2	39.895	93.0	45.682	194.6	236.8	2:03.817	16		36.761	160.7	38.097	100.7	42.374	194.6	236.8	1:57.232
7		37.689	153.6	40.788	91.2	43.851	195.7	236.8	2:02.328	17		36.682	<u>170.1</u>	38.767	107.1	42.532	196.7	237.9	1:57.981
8		37.472	162.9	39.524	100.3	44.167	195.7	236.8	2:01.163	18		36.910	163.6	37.532	115.8	<u>42.371</u>	196.7	237.4	1:56.813
9		37.120	162.4	38.290	94.7	43.506	195.7	236.8	1:58.916	19		<u>36.581</u>	165.1	<u>36.883</u>	<u>118.9</u>	42.504	196.7	<u>239.5</u>	<u>1:55.968</u>
10		37.609	151.9	38.202	101.1	Pit In	194.6	232.3	2:07.905	20		37.307	162.7	37.474	112.0	42.766	<u>197.8</u>	<u>239.5</u>	1:57.547

135 MARTINS-SVEPES										PORSCHE 992 GT3 CUP									
lap	Sect-1	Speed	Sect-2	Speed	Sect-3	Speed	TopSpeed	laptime	pit	lap	Sect-1	Speed	Sect-2	Speed	Sect-3	Speed	Topspeed	laptime	pit
1	Pit Out	116.9	43.968	118.6	Pit In			2:22.760		5		33.759	<u>181.2</u>	34.264	<u>123.0</u>	41.222	<u>218.2</u>	262.1	1:49.245
2	Pit Out	145.2	37.919	107.9	Pit In			4:37.495		6		<u>33.535</u>	170.1	34.949	109.3	40.000	<u>218.2</u>	<u>266.0</u>	<u>1:48.484</u>
3	Pit Out	177.3	35.349	115.6	Pit In			2:34.957		7		42.134	88.8	46.488	95.6	Pit In	216.9	263.4	2:35.774
4	Pit Out	180.9	<u>34.201</u>	119.9	<u>39.876</u>			2:15.555		8									

136 PEREIRA DA CRUZ-DIAS MOLEIRO										PORSCHE 992 GT3 CUP									
lap	Sect-1	Speed	Sect-2	Speed	Sect-3	Speed	TopSpeed	laptime	pit	lap	Sect-1	Speed	Sect-2	Speed	Sect-3	Speed	Topspeed	laptime	pit
1	Pit Out	121.5	42.574	85.2	47.540			2:11.351		9		38.580	142.7	39.934	110.3	Pit In	215.6	242.7	2:11.688
2		39.458	166.2	36.561	121.2	Pit In	200.0	215.6	2:07.835	10		Pit Out	121.2	38.982	110.3	43.046			12:13.666
3	Pit Out	171.2	38.073	107.2	43.026			6:44.174		11		36.551	157.2	35.795	112.1	42.003	205.7	250.6	1:54.349
4		36.550	157.9	37.167	111.6	42.637	210.5	259.0	1:56.354	12		34.480	185.2	35.297	111.5	40.839	216.9	262.8	1:50.616
5		36.012	182.1	36.149	120.9	41.800	211.8	220.4	1:53.961	13		34.292	183.1	35.051	110.0	<u>40.389</u>	216.9	263.4	<u>1:49.732</u>
6		34.746	184.0	34.759	<u>132.2</u>	41.194	214.3	262.1	1:50.699	14		34.555	198.9	35.635	113.1	40.750	218.2	<u>266.7</u>	1:50.940
7		34.445	186.9	35.276	125.7	40.954	218.2	264.7	1:50.675	15		<u>34.074</u>	<u>205.3</u>	40.648	109.8	42.508	211.8	261.5	1:57.230
8		34.552	186.9	<u>34.530</u>	130.6	41.809	216.9	264.7	1:50.891	16		40.567	151.5	36.109	105.6	40.465	211.8	247.7	1:57.141

140 MARREIROS-MARREIROS										PORSCHE 992 GT3 CUP									
lap	Sect-1	Speed	Sect-2	Speed	Sect-3	Speed	TopSpeed	laptime	pit	lap	Sect-1	Speed	Sect-2	Speed	Sect-3	Speed	Topspeed	laptime	pit
1	Pit Out	115.5	44.836	82.9	48.329			2:18.397		13		34.319	185.2	34.666	106.2	Pit In	215.6	<u>265.4</u>	1:56.290
2		40.679	155.2	39.417	89.2	46.194	170.6	238.4	2:06.290	14		Pit Out	159.3	36.045	107.2	41.186			7:10.232
3		36.607	180.3	39.038	90.0	42.071	206.9	255.9	1:57.716	15		34.521	181.8	35.292	104.2	40.479	215.6	261.5	1:50.292
4		36.036	174.8	35.932	95.1	40.763	215.6	262.1	1:52.731	16		34.069	187.5	35.525	105.4	40.358	215.6	261.5	1:49.952
5		34.737	171.4	35.822	93.5	42.344	215.6	264.7	1:52.903	17		35.452	184.6	35.055	<u>113.7</u>	40.773	214.3	257.8	1:51.280
6		36.304	184.3	35.833	99.1	41.211	200.0	254.7	1:53.348	18		34.577	178.5	35.234	109.8	40.483	214.3	262.8	1:50.294
7		36.139	181.8	36.204	95.5	40.500	215.6	263.4	1:52.843	19		34.352	185.9	34.530	110.5	40.310	215.6	262.8	1:49.192
8		34.543	192.9	35.157	109.5	41.661	214.3	261.5	1:51.361	20		34.292	190.1	34.632	109.1	40.432	<u>216.9</u>	264.1	1:49.356
9		34.243	188.2	35.051	104.5	40.351	215.6	262.8	1:49.645	21		34.575	189.5	34.870	109.1	40.614	<u>216.9</u>	264.7	1:50.059
10		33.927	193.5	34.513	103.1	<u>39.996</u>	214.3	262.1	<u>1:48.436</u>	22		34.470	171.7	36.593	104.0	40.398	215.6	264.1	1:51.461
11		<u>33.895</u>	173.9	35.540	106.7	41.307	215.6	262.8	1:50.742	23		34.003	186.5	35.242	107.6	40.710	215.6	264.1	1:49.955
12		34.100	174.2	35.945	103.9	41.185	213.0	260.9	1:51.230	24		34.303	<u>194.6</u>	<u>34.506</u>	110.9	40.538	203.4	256.5	1:49.347



Caterham Racing Weekend

Autódromo Internacional do Algarve

GT-CET
4 - 7 April 2024
Laps and Sector Times - PRIVATE PRACTICE 1
Autodromo Internacional Algarve - 4652mtr.

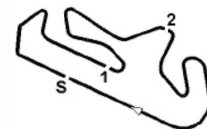
150 RAMOS-CARVALHO										ASTON MARTIN VANTAGE									
lap	Sect-1	Speed	Sect-2	Speed	Sect-3	Speed	TopSpeed	laptime	pit	lap	Sect-1	Speed	Sect-2	Speed	Sect-3	Speed	Topspeed	laptime	pit
1	Pit Out	111.6	47.596	87.2	48.295			2:22.470		10	<u>36.213</u>	165.6	36.865	120.1	42.899	<u>209.3</u>	<u>254.1</u>	1:55.977	
2	45.230	132.2	39.554	106.1	44.425	160.0	170.6	2:09.209		11	36.498	171.4	37.439	<u>126.0</u>	Pit In	206.9	<u>254.1</u>	2:06.973	
3	38.631	150.8	38.057	101.9	43.689	201.1	247.1	2:00.377		12	Pit Out	159.1	38.535	107.4	45.056			6:04.502	
4	36.572	168.0	36.707	115.6	42.834	206.9	252.9	1:56.113		13	38.333	157.0	38.958	104.7	46.595	202.2	248.8	2:03.886	
5	36.637	171.2	36.675	114.6	43.288	206.9	251.7	1:56.600		14	38.742	153.8	40.545	100.3	45.580	197.8	247.1	2:04.867	
6	40.757	146.9	38.132	110.9	Pit In	205.7	238.9	2:11.878		15	39.523	154.3	38.200	105.9	44.791	200.0	247.1	2:02.514	
7	Pit Out	163.9	40.892	107.1	43.419			3:41.920		16	38.010	<u>173.4</u>	38.104	102.2	45.472	201.1	248.8	2:01.586	
8	36.333	170.3	37.712	116.3	42.888	206.9	251.7	1:56.933		17	37.758	162.2	40.282	51.3	Pit In	202.2	250.6	2:12.474	
9	36.590	150.6	<u>36.646</u>	118.9	<u>42.389</u>	208.1	250.6	<u>1:55.625</u>		18									

166 CAETANO-POSSER										PORSCHE 991.2 GT3 CUP									
lap	Sect-1	Speed	Sect-2	Speed	Sect-3	Speed	TopSpeed	laptime	pit	lap	Sect-1	Speed	Sect-2	Speed	Sect-3	Speed	Topspeed	laptime	pit
1	Pit Out	127.4	43.596	103.6	45.397			2:14.777		12	35.635	171.2	36.449	100.2	Pit In	210.5	260.9	2:08.679	
2	38.703	152.3	38.601	103.2	46.200	201.1	230.3	2:03.504		13	Pit Out	170.6	36.513	116.1	41.719			4:08.115	
3	39.364	147.9	39.734	108.9	44.837	205.7	229.3	2:03.935		14	34.873	153.8	35.562	<u>120.8</u>	41.700	216.9	266.0	1:52.135	
4	36.843	157.9	37.674	100.6	43.723	205.7	255.9	1:58.240		15	34.809	174.2	35.214	105.0	<u>40.560</u>	<u>219.5</u>	<u>268.7</u>	<u>1:50.583</u>	
5	37.968	165.4	38.712	98.5	Pit In	208.1	247.7	2:09.628		16	<u>34.410</u>	194.2	<u>35.089</u>	114.5	41.719	218.2	267.3	1:51.218	
6	Pit Out	167.7	37.414	101.5	44.954			3:34.732		17	34.824	<u>195.3</u>	35.163	116.0	52.716	214.3	264.7	2:02.703	
7	37.908	167.7	39.785	105.9	44.419	185.6	209.3	2:02.112		18	38.441	182.7	35.601	104.4	41.682	174.8	238.4	1:55.724	
8	37.051	151.3	38.725	100.2	46.110	209.3	248.8	2:01.886		19	36.428	184.0	35.882	109.5	53.460	218.2	257.8	2:05.770	
9	38.200	172.0	38.727	108.1	45.307	197.8	245.5	2:02.234		20	50.560	158.8	36.936	108.8	42.097	214.3	267.3	2:09.593	
10	36.140	169.0	37.302	100.3	43.076	208.1	258.4	1:56.518		21	35.545	168.0	35.989	110.2	Pit In	211.8	264.7	2:17.444	
11	35.488	176.5	36.652	99.1	42.283	211.8	262.8	1:54.423		22									

181 Schidlof Marek-Gutierrez Agüi										MCLAREN ARTURA GT4									
lap	Sect-1	Speed	Sect-2	Speed	Sect-3	Speed	TopSpeed	laptime	pit	lap	Sect-1	Speed	Sect-2	Speed	Sect-3	Speed	Topspeed	laptime	pit
1	Pit Out		51.219		Pit In			2:51.249		10	Pit Out		41.496		53.417			6:19.907	
2	Pit Out		47.363		52.796			4:22.301		11	38.380		39.994		46.326	193.5	214.3	2:04.700	
3	49.200		43.724		50.959	144.6	159.8	2:23.883		12	41.856		38.585		46.547	194.6	236.3	2:06.988	
4	48.998		45.254		48.793	155.2	150.2	2:23.045		13	40.875		41.774		47.194	193.5	236.3	2:09.843	
5	41.496		39.264		Pit In	183.7	224.5	2:15.878		14	38.279		38.502		46.072	191.5	237.4	2:02.853	
6	Pit Out		38.734		43.396			4:20.066		15	38.043		38.294		44.571	187.5	234.3	2:00.908	
7	36.641		37.702		44.006	<u>202.2</u>	238.9	1:58.349		16	37.611		37.898		43.934	196.7	238.9	1:59.443	
8	<u>36.090</u>		36.999		<u>42.600</u>	200.0	241.1	<u>1:55.689</u>		17	37.321		37.548		43.978	198.9	<u>242.2</u>	1:58.847	
9	36.301		<u>36.815</u>		Pit In	200.0		2:05.750		18	37.068		37.667		Pit In	198.9		2:07.928	

191 Jean-Roch PIAT										PORSCHE 991.1 GT3 CUP									
lap	Sect-1	Speed	Sect-2	Speed	Sect-3	Speed	TopSpeed	laptime	pit	lap	Sect-1	Speed	Sect-2	Speed	Sect-3	Speed	Topspeed	laptime	pit
1	Pit Out	56.4	1:15.448	<u>58.0</u>	Pit In			4:20.807		2	Pit Out	<u>60.4</u>	<u>1:15.158</u>	53.8	Pit In			10:55.085	

199 José BARROS										PORSCHE 991.2 GT3 CUP									
lap	Sect-1	Speed	Sect-2	Speed	Sect-3	Speed	TopSpeed	laptime	pit	lap	Sect-1	Speed	Sect-2	Speed	Sect-3	Speed	Topspeed	laptime	pit
1	Pit Out		50.494	83.7	50.182			2:29.011		11	34.542		<u>34.615</u>	<u>134.0</u>	40.685	219.5	268.7	1:49.842	
2	42.387		39.951	112.7	47.665	162.9	200.0	2:10.003		12	34.758		35.323	117.4	Pit In	<u>222.2</u>	266.7	2:19.434	
3	38.612		37.271	120.7	43.817	188.5	223.1	1:59.700		13	Pit Out		35.499	121.5	41.975			5:25.901	
4	37.741		38.331	105.9	41.721	216.9	248.8	1:57.793		14	35.101		34.977	126.5	40.380	214.3	265.4	1:50.458	
5	36.082		35.970	128.0	41.667	218.2	260.2	1:53.719		15	33.832		34.656	131.9	40.545	220.9	268.7	<u>1:49.033</u>	
6	35.509		35.181	130.4	Pit In	218.2	255.3	2:11.334		16	34.948		39.278	113.7	40.916	218.2	267.3	1:55.142	
7	Pit Out		36.228	128.7	41.010			3:13.582		17	34.095		34.625		<u>40.360</u>	215.6	265.4	1:49.080	
8	34.403		35.024	126.3	41.371	220.9	267.3	1:50.798		18	<u>33.787</u>		36.158	100.1	41.075	<u>222.2</u>	<u>270.0</u>	1:51.020	



Caterham Racing Weekend

Autódromo Internacional do Algarve

GT-CET

4 - 7 April 2024

Laps and Sector Times - PRIVATE PRACTICE 1
Autodromo Internacional Algarve - 4652mtr.

9	34.814	34.837	117.9	41.473	218.2	262.8	1:51.124	19	34.527	36.994	110.4	41.211	220.9	269.3	1:52.732
10	35.949	37.357	123.6	41.455	216.9	266.0	1:54.761	20	33.949	35.306	121.6	Pit In	219.5	268.7	2:12.932

415 Jeremy FALIGAND										PORSCHE CUP 992									
lap	Sect-1	Speed	Sect-2	Speed	Sect-3	Speed	TopSpeed	laptime	pit	lap	Sect-1	Speed	Sect-2	Speed	Sect-3	Speed	Topspeed	laptime	pit
1	Pit Out	112.6	44.720	91.4	49.076			2:15.407		12	37.764	<u>185.6</u>	36.744	117.1	42.633	211.8	257.1	1:57.141	
2	39.225	140.6	42.034	97.3	46.175	203.4	246.0	2:07.434		13	35.814	163.9	36.948	115.6	42.514	209.3	258.4	<u>1:55.276</u>	
3	37.791	156.1	39.478	103.4	44.390	203.4	250.6	2:01.659		14	<u>35.546</u>	182.4	37.225	<u>121.1</u>	42.843	211.8	260.2	1:55.614	
4	38.315	156.7	39.066	115.0	Pit In	206.9	225.0	2:09.745		15	36.076	169.5	36.987	110.3	43.192	213.0	259.6	1:56.255	
5	Pit Out	147.7	40.336	106.9	44.467			5:07.969		16	35.862	168.0	37.150	106.1	42.744	208.1	257.1	1:55.756	
6	37.546	156.5	38.120	109.3	43.672	202.2	255.9	1:59.338		17	36.069	168.8	39.347	116.4	44.881	211.8	259.6	2:00.297	
7	37.310	161.4	37.587	111.2	44.215	205.7	251.7	1:59.112		18	36.109	169.3	37.526	115.6	44.246	210.5	260.9	1:57.881	
8	37.715	169.5	38.120	111.9	43.187	198.9	250.6	1:59.022		19	36.916	153.4	38.452	111.1	<u>42.474</u>	194.6	245.5	1:57.842	
9	36.921	153.2	38.537	109.2	Pit In	208.1	257.8	2:06.549		20	35.811	184.6	<u>36.739</u>	113.4	<u>42.989</u>	<u>214.3</u>	<u>261.5</u>	1:55.539	
10	Pit Out	165.6	37.966	112.6	43.117			6:35.504		21	35.735	185.2	37.636	95.2	Pit In	209.3	259.6	2:06.026	
11	35.995	168.0	37.648	109.6	43.045	208.1	257.1	1:56.688		22									

701 Patrick L. Bay										VORTEX 1.0									
lap	Sect-1	Speed	Sect-2	Speed	Sect-3	Speed	TopSpeed	laptime	pit	lap	Sect-1	Speed	Sect-2	Speed	Sect-3	Speed	Topspeed	laptime	pit
1	Pit Out	95.2	48.117	87.6	48.641			2:29.685		13	34.856	170.9	35.679	120.3	40.115	210.5	250.0	1:50.650	
2	39.855	133.2	39.129	103.3	43.433	196.7	221.3	2:02.417		14	34.782	169.3	34.952	108.1	41.930	210.5	248.8	1:51.664	
3	37.721	151.5	37.759	110.7	42.615	203.4	246.0	1:58.095		15	37.197	174.8	35.043	117.4	40.857	210.5	248.3	1:53.097	
4	36.479	173.6	35.816	110.7	41.367	206.9	248.3	1:53.662		16	34.977	182.1	35.186	115.3	<u>39.829</u>	208.1	248.8	1:49.992	
5	35.906	163.9	36.882	106.3	41.790	206.9	249.4	1:54.578		17	34.580	183.1	34.752	115.4	40.299	210.5	247.7	1:49.631	
6	36.508	168.0	36.395	109.3	41.526	205.7	245.5	1:54.429		18	34.537	173.6	36.620	113.2	39.867	208.1	248.3	1:51.024	
7	35.433	171.4	35.455	114.9	Pit In	208.1	247.7	2:04.245		19	34.436	184.3	34.937	106.0	39.932	209.3	248.3	1:49.305	
8	Pit Out	147.1	38.897	106.8	41.866			4:25.067		20	<u>34.001</u>	190.8	35.007	<u>126.8</u>	40.488	<u>213.0</u>	250.0	1:49.496	
9	35.704	177.9	37.317	104.1	1:03.928	209.3	247.7	2:16.949		21	38.573	<u>192.2</u>	35.395	117.0	40.321	211.8	<u>255.9</u>	1:54.289	
10	36.276	172.0	35.391	113.1	41.822	201.1	245.5	1:53.489		22	34.558	186.9	34.769	117.8	40.260	209.3	247.1	1:49.587	
11	35.424	176.2	34.753	113.9	40.641	208.1	251.2	1:50.818		23	34.329	190.1	34.533	115.4	39.919	210.5	250.0	<u>1:48.781</u>	
12	34.994	178.5	34.581	115.4	40.086	208.1	248.3	1:49.661		24	34.422	181.8	<u>34.412</u>	118.7	Pit In	211.8	250.0	2:00.179	