

Caterham Racing Weekend

Autódromo Internacional do Algarve

Caterham Motorsport Iberia 420R

4 - 7 April 2024

Laps and Sector Times - RACE 3

Autodromo Internacional Algarve - 4652mtr.

1		Alex AREIA																	
lap	Sect-1	Speed	Sect-2	Speed	Sect-3	Speed	TopSpeed	laptime	pit	lap	Sect-1	Speed	Sect-2	Speed	Sect-3	Speed	Topspeed	laptime	pit
1			38.611	105.0	44.428		159.5	2:03.778		5	1:07.041		1:08.873	68.9	Pit In	143.4	120.4	4:01.337	
2	38.448		<u>38.002</u>	<u>113.2</u>	44.463	<u>193.5</u>	214.7	2:00.913		6	Pit Out		1:05.958	68.6	Pit In			4:13.256	
3	<u>38.342</u>		38.358	107.9	<u>43.861</u>	188.5	214.3	<u>2:00.561</u>		7	Pit Out		1:20.789	43.5	1:34.741			4:24.866	
4	38.620		38.010	106.4	44.332	184.6	<u>216.0</u>	2:00.962		8									

2		SETAS-PINTO																	
lap	Sect-1	Speed	Sect-2	Speed	Sect-3	Speed	TopSpeed	laptime	pit	lap	Sect-1	Speed	Sect-2	Speed	Sect-3	Speed	Topspeed	laptime	pit
1			40.782	96.7	45.906		181.8	2:12.478		5	1:14.285		1:00.969	61.5	Pit In	180.9	89.0	4:36.415	
2	39.201		40.294	94.6	45.426	181.8	<u>215.1</u>	2:04.921		6	Pit Out		44.381	56.8	Pit In			4:04.339	
3	<u>39.095</u>		39.221	<u>100.7</u>	<u>45.026</u>	184.6	<u>215.1</u>	<u>2:03.342</u>		7	Pit Out		1:22.160	68.4	1:30.958			4:03.171	
4	39.300		<u>38.600</u>	100.5	45.466	<u>185.6</u>	210.1	2:03.366		8									

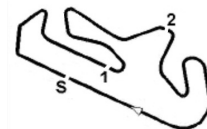
3		Duarte CAMELO																	
lap	Sect-1	Speed	Sect-2	Speed	Sect-3	Speed	TopSpeed	laptime	pit	lap	Sect-1	Speed	Sect-2	Speed	Sect-3	Speed	Topspeed	laptime	pit
1		150.0	39.660	107.6	45.621		175.6	2:07.904		5	1:09.167	79.9	1:05.785	53.4	Pit In	172.2	119.6	4:23.444	
2	<u>38.913</u>	141.7	38.996	<u>113.8</u>	45.882	182.7	212.2	2:03.791		6	Pit Out	124.3	57.965	63.6	Pit In			4:05.838	
3	39.573	151.9	39.259	111.1	<u>45.611</u>	181.8	<u>212.6</u>	2:04.443		7	Pit Out	79.8	1:23.632	67.2	1:30.922			4:11.421	
4	38.972	<u>153.0</u>	<u>38.931</u>	111.2	45.668	<u>185.6</u>	<u>212.6</u>	<u>2:03.571</u>		8									

4		Rafael LOBATO																	
lap	Sect-1	Speed	Sect-2	Speed	Sect-3	Speed	TopSpeed	laptime	pit	lap	Sect-1	Speed	Sect-2	Speed	Sect-3	Speed	Topspeed	laptime	pit
1		147.3	39.153	<u>109.4</u>	44.346		176.8	2:06.040		5	1:09.933	77.2	1:07.911	56.0	Pit In	153.2	111.5	4:13.210	
2	38.600	155.6	<u>37.954</u>	107.9	<u>44.241</u>	186.5	215.1	<u>2:00.795</u>		6	Pit Out	73.3	1:05.387	62.4	Pit In			4:09.383	
3	<u>38.013</u>	<u>162.7</u>	39.396	102.6	44.370	<u>193.5</u>	<u>216.9</u>	2:01.779		7	Pit Out	76.9	1:22.931	43.1	1:29.726			4:16.784	
4	38.550	160.2	38.728	104.4	44.646	190.5	210.9	2:01.924		8									

5		Tiago LOUREIRO																	
lap	Sect-1	Speed	Sect-2	Speed	Sect-3	Speed	TopSpeed	laptime	pit	lap	Sect-1	Speed	Sect-2	Speed	Sect-3	Speed	Topspeed	laptime	pit
1		154.7	39.234	<u>109.4</u>	44.504		170.3	2:05.469		5	1:10.323	76.4	1:07.687	58.6	Pit In	176.5	128.6	4:15.489	
2	38.470	151.9	<u>38.329</u>	102.5	<u>44.477</u>	187.5	<u>218.2</u>	<u>2:01.276</u>		6	Pit Out	66.0	1:05.386	67.3	Pit In			4:09.346	
3	<u>38.112</u>	152.1	39.177	104.2	44.656	191.5	216.0	2:01.945		7	Pit Out	72.6	1:22.153	45.6	1:29.962			4:15.698	
4	38.474	<u>158.1</u>	39.217	105.1	44.503	<u>192.5</u>	214.7	2:02.194		8									

7		Diogo TAVARES																	
lap	Sect-1	Speed	Sect-2	Speed	Sect-3	Speed	TopSpeed	laptime	pit	lap	Sect-1	Speed	Sect-2	Speed	Sect-3	Speed	Topspeed	laptime	pit
1		156.1	38.073	<u>111.9</u>	44.588		164.1	2:02.997		5	1:05.286	81.6	1:08.924	70.2	Pit In	136.9	126.3	3:56.705	
2	<u>37.686</u>	147.1	38.876	108.0	44.572	<u>182.7</u>	<u>215.6</u>	2:01.134		6	Pit Out	72.7	1:06.124	67.0	Pit In			4:14.674	
3	38.057	154.5	37.858	103.7	<u>44.345</u>	181.8	211.4	<u>2:00.260</u>		7	Pit Out	83.1	1:20.221	42.2	1:35.984			4:27.052	
4	37.979	<u>162.2</u>	<u>37.791</u>	109.4	45.292	180.9	214.7	2:01.062		8									

11		Tomás TEIXEIRA																	
lap	Sect-1	Speed	Sect-2	Speed	Sect-3	Speed	TopSpeed	laptime	pit	lap	Sect-1	Speed	Sect-2	Speed	Sect-3	Speed	Topspeed	laptime	pit
1		<u>145.9</u>	40.346	101.8	45.688		176.8	2:10.925		5	1:10.879	80.4	1:03.102	58.3	Pit In	146.9	113.7	4:29.462	
2	39.493	144.8	40.077	105.5	45.556	<u>190.5</u>	214.3	2:05.126		6	Pit Out	137.1	50.071	66.6	Pit In			4:05.959	
3	<u>39.097</u>	145.4	<u>39.006</u>	106.2	<u>44.500</u>	186.5	215.6	<u>2:02.603</u>		7	Pit Out	108.2	1:21.735	69.4	1:30.891			4:05.899	
4	39.312	141.0	39.323	<u>111.0</u>	46.138	185.6	<u>216.4</u>	2:04.773		8									



Caterham Racing Weekend

Autódromo Internacional do Algarve

Caterham Motorsport Iberia 420R
4 - 7 April 2024
Laps and Sector Times - RACE 3
Autodromo Internacional Algarve - 4652mtr.

14		Bruno KNUDSEN																	
lap	Sect-1	Speed	Sect-2	Speed	Sect-3	Speed	TopSpeed	laptime	pit	lap	Sect-1	Speed	Sect-2	Speed	Sect-3	Speed	Topspeed	laptime	pit
1			38.928		44.498		163.4	2:03.639		5	1:06.234		1:08.936		Pit In	133.8	130.1	4:04.401	
2	<u>38.122</u>		39.552		<u>43.995</u>	183.7	216.0	<u>2:01.669</u>		6	Pit Out		1:06.946		Pit In			4:12.343	
3	38.361		39.641		44.116	<u>189.5</u>	<u>216.9</u>	2:02.118		7	Pit Out		1:20.742		1:32.762			4:20.887	
4	38.744		<u>38.398</u>		45.782	188.5	213.9	2:02.924		8									

19		Duarte LISBOA																	
lap	Sect-1	Speed	Sect-2	Speed	Sect-3	Speed	TopSpeed	laptime	pit	lap	Sect-1	Speed	Sect-2	Speed	Sect-3	Speed	Topspeed	laptime	pit
1			40.042	102.0	45.511		169.0	2:08.786		5	1:07.985		1:06.367	58.5	Pit In	163.6	128.0	4:20.089	
2	39.524		<u>38.714</u>	105.8	<u>44.960</u>	<u>187.5</u>	211.8	2:03.198		6	Pit Out		1:00.838	65.2	Pit In			4:07.832	
3	39.985		39.430	100.8	45.032	184.6	214.7	2:04.447		7	Pit Out		1:23.093	60.4	1:31.054			4:12.203	
4	<u>38.640</u>		38.873	<u>108.1</u>	45.107	<u>187.5</u>	<u>216.0</u>	<u>2:02.620</u>		8									

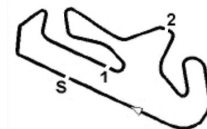
23		Diogo COSTA																	
lap	Sect-1	Speed	Sect-2	Speed	Sect-3	Speed	TopSpeed	laptime	pit	lap	Sect-1	Speed	Sect-2	Speed	Sect-3	Speed	Topspeed	laptime	pit
1			39.407		44.572		162.4	2:05.998		5	1:10.996		1:06.774	52.8	Pit In	154.5	114.3	4:17.142	
2	38.627		38.851		44.514	<u>187.5</u>	214.7	2:01.992		6	Pit Out		1:05.273	65.6	Pit In			4:08.648	
3	<u>38.482</u>		<u>38.761</u>	<u>99.1</u>	<u>44.476</u>	180.0	<u>215.1</u>	<u>2:01.719</u>		7	Pit Out		1:22.026	57.1	1:29.658			4:14.706	
4	38.871		38.891		45.836	184.6	211.4	2:03.598		8									

24		Luis Filipe OLIVEIRA																	
lap	Sect-1	Speed	Sect-2	Speed	Sect-3	Speed	TopSpeed	laptime	pit	lap	Sect-1	Speed	Sect-2	Speed	Sect-3	Speed	Topspeed	laptime	pit
1			40.014	102.3	45.468		174.5	2:09.075		5	1:07.715		1:06.550	51.6	Pit In	183.7	143.2	4:15.628	
2	39.363		<u>38.959</u>		44.626	<u>189.5</u>	<u>216.9</u>	2:02.948		6	Pit Out		1:05.256	64.0	Pit In			4:08.954	
3	39.523		39.305	105.6	44.858	187.5	214.3	2:03.686		7	Pit Out		1:22.791	53.4	1:31.774			4:15.900	
4	<u>38.548</u>		39.023	<u>112.9</u>	<u>44.516</u>	182.7		<u>2:02.087</u>		8									

25		Francisco VILLAR																	
lap	Sect-1	Speed	Sect-2	Speed	Sect-3	Speed	TopSpeed	laptime	pit	lap	Sect-1	Speed	Sect-2	Speed	Sect-3	Speed	Topspeed	laptime	pit
1		136.7	40.623	110.0	44.646		165.4	2:11.224		5	1:07.942	75.4	1:06.141	51.9	Pit In	141.7	145.6	4:17.198	
2	39.262	157.2	39.105	<u>111.9</u>	<u>44.079</u>	<u>185.6</u>	<u>215.1</u>	2:02.446		6	Pit Out	127.1	1:01.902	66.7	Pit In			4:08.779	
3	<u>38.356</u>	<u>166.4</u>	<u>38.988</u>	108.7	44.815	<u>185.6</u>	213.4	<u>2:02.159</u>		7	Pit Out	73.5	1:23.019	54.7	1:31.381			4:14.362	
4	38.669	<u>166.4</u>	39.076	110.3	44.899	184.6	209.3	2:02.644		8									

27		Ivo PRADA																	
lap	Sect-1	Speed	Sect-2	Speed	Sect-3	Speed	TopSpeed	laptime	pit	lap	Sect-1	Speed	Sect-2	Speed	Sect-3	Speed	Topspeed	laptime	pit
1		137.2	40.088	98.3	45.799		168.8	2:10.814		5	1:14.244	74.6	1:00.805	66.3	Pit In	175.6	101.9	4:39.061	
2	40.176	144.0	40.146	<u>102.7</u>	45.577	<u>182.7</u>	216.4	2:05.899		6	Pit Out	128.3	43.038	61.6	Pit In			4:02.975	
3	<u>39.306</u>	146.7	39.199	102.1	<u>45.386</u>	180.9	<u>217.7</u>	<u>2:03.891</u>		7	Pit Out	123.1	1:20.260	84.7	1:31.232			4:01.734	
4	39.916	<u>152.8</u>	<u>39.161</u>	99.5	45.449	177.3	208.9	2:04.526		8									

29		Paulo COSTA																	
lap	Sect-1	Speed	Sect-2	Speed	Sect-3	Speed	TopSpeed	laptime	pit	lap	Sect-1	Speed	Sect-2	Speed	Sect-3	Speed	Topspeed	laptime	pit
1			40.597		45.251		173.4	2:11.235		5	1:12.938		1:01.989		Pit In	179.1	95.4	4:32.772	
2	39.864		39.743		45.227	<u>185.6</u>	215.1	2:04.834		6	Pit Out		47.422	58.3	Pit In			4:04.672	
3	<u>39.363</u>		<u>39.081</u>		<u>44.986</u>	180.9	<u>220.4</u>	<u>2:03.430</u>		7	Pit Out		1:21.965	75.0	1:31.470			4:05.802	
4	39.500		39.481		45.145	179.1	212.2	2:04.126		8									



Caterham Racing Weekend

Autódromo Internacional do Algarve

Caterham Motorsport Iberia 420R

4 - 7 April 2024

Laps and Sector Times - RACE 3

Autodromo Internacional Algarve - 4652mtr.

33		SARAIVA-SARAI VA																	
lap	Sect-1	Speed	Sect-2	Speed	Sect-3	Speed	TopSpeed	laptime	pit	lap	Sect-1	Speed	Sect-2	Speed	Sect-3	Speed	Topspeed	laptime	pit
1			39.638	97.5	44.874		170.6	2:06.509		3	<u>38.601</u>		<u>38.686</u>	102.4	<u>44.665</u>	178.2	207.7	<u>2:01.952</u>	
2	38.890		38.763	102.5	44.708	<u>180.9</u>	<u>213.9</u>	2:02.361		4	38.955		38.701	<u>112.3</u>	44.684	176.5	204.2	2:02.340	

34		Daniel AZEVEDO																	
lap	Sect-1	Speed	Sect-2	Speed	Sect-3	Speed	TopSpeed	laptime	pit	lap	Sect-1	Speed	Sect-2	Speed	Sect-3	Speed	Topspeed	laptime	pit
1		144.6	40.391	101.1	45.676		177.0	2:10.405		5	1:10.833	90.7	1:03.930	56.4	Pit In	184.6	85.6	4:28.404	
2	39.630	144.6	40.420	102.3	44.969	<u>188.5</u>	<u>213.9</u>	2:05.019		6	Pit Out	<u>154.7</u>	53.871	59.5	Pit In			4:05.136	
3	<u>39.331</u>	154.1	<u>38.982</u>	108.7	<u>44.595</u>	185.6	212.6	<u>2:02.908</u>		7	Pit Out	60.5	1:23.629	69.5	1:30.953			4:08.228	
4	39.522	143.8	39.094	<u>110.0</u>	44.966	184.6	213.4	2:03.582		8									

38		Ricardo PEDROSA																	
lap	Sect-1	Speed	Sect-2	Speed	Sect-3	Speed	TopSpeed	laptime	pit	lap	Sect-1	Speed	Sect-2	Speed	Sect-3	Speed	Topspeed	laptime	pit
1			39.795		44.949		165.9	2:07.085		3	38.787		38.606		<u>44.480</u>	<u>187.5</u>	210.5	<u>2:01.873</u>	
2	38.858		38.604		44.758	186.5	<u>216.0</u>	2:02.220		4	<u>38.306</u>		<u>38.595</u>		45.073	186.5	213.9	2:01.974	

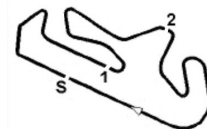
42		MOURA JR-MOURA																	
lap	Sect-1	Speed	Sect-2	Speed	Sect-3	Speed	TopSpeed	laptime	pit	lap	Sect-1	Speed	Sect-2	Speed	Sect-3	Speed	Topspeed	laptime	pit
1			40.613	<u>102.2</u>	45.732		175.0	2:10.258		3	<u>38.762</u>		<u>39.207</u>		<u>44.994</u>	180.9	<u>216.9</u>	<u>2:02.963</u>	
2	39.040		40.020	98.7	45.147	186.5	212.2	2:04.207		4	38.830		Pit In		Pit In	<u>190.5</u>	216.0	7:09.851	

44		Nuno AFONSO																	
lap	Sect-1	Speed	Sect-2	Speed	Sect-3	Speed	TopSpeed	laptime	pit	lap	Sect-1	Speed	Sect-2	Speed	Sect-3	Speed	Topspeed	laptime	pit
1		<u>164.1</u>	<u>38.484</u>	106.2	<u>44.446</u>		162.2	2:04.247		5	1:08.823	76.4	1:08.263	62.5	Pit In	136.4	133.0	4:10.196	
2	38.285	152.3	38.794		44.520	<u>191.5</u>	<u>216.0</u>	2:01.599		6	Pit Out	70.5	1:06.164	64.5	Pit In			4:10.368	
3	<u>37.936</u>	153.6	38.693	<u>108.5</u>	44.494	186.5	212.6	<u>2:01.123</u>		7	Pit Out	71.4	1:22.079	53.4	1:30.866			4:18.600	
4	39.649	159.8	39.075	105.0	44.752	178.2	208.1	2:03.476		8									

46		Nélson GOMES																	
lap	Sect-1	Speed	Sect-2	Speed	Sect-3	Speed	TopSpeed	laptime	pit	lap	Sect-1	Speed	Sect-2	Speed	Sect-3	Speed	Topspeed	laptime	pit
1	44.110		39.846	109.4	<u>45.198</u>	80.7	185.2	2:09.407		5	1:09.694		1:04.965	57.9	Pit In	171.4	110.4	4:24.371	
2	39.562		39.212		45.438	183.7	209.7	2:04.212		6	Pit Out		58.157	63.7	Pit In			4:05.684	
3	38.886		39.516		45.245	172.2	203.0	2:03.647		7	Pit Out		1:23.744	61.1	1:30.530			4:10.447	
4	<u>38.879</u>		<u>39.113</u>	<u>117.6</u>	45.264	<u>184.6</u>	<u>210.5</u>	<u>2:03.256</u>		8									

47		Guilherme DAL MASO																	
lap	Sect-1	Speed	Sect-2	Speed	Sect-3	Speed	TopSpeed	laptime	pit	lap	Sect-1	Speed	Sect-2	Speed	Sect-3	Speed	Topspeed	laptime	pit
1			38.019		44.613			2:01.348		5	1:05.540		1:08.987		Pit In	138.5	124.3	3:57.709	
2	<u>38.358</u>		38.065		44.685	176.5	201.9	<u>2:01.108</u>		6	Pit Out		1:05.995		Pit In			4:14.267	
3	38.596		38.324		<u>44.597</u>	<u>177.3</u>	<u>206.9</u>	2:01.517		7	Pit Out		1:20.320		1:35.755			4:26.696	
4	38.611		<u>37.909</u>		45.308	175.6	206.5	2:01.828		8									

48		Sergei OREKHOV																	
lap	Sect-1	Speed	Sect-2	Speed	Sect-3	Speed	TopSpeed	laptime	pit	lap	Sect-1	Speed	Sect-2	Speed	Sect-3	Speed	Topspeed	laptime	pit
1		157.4	40.181	100.1	44.764		170.3	2:06.601		5	1:10.559	84.6	1:07.814	60.1	Pit In	183.7	118.8	4:16.327	
2	38.308	159.1	38.814	103.1	<u>44.346</u>	<u>189.5</u>	<u>216.4</u>	2:01.468		6	Pit Out	66.6	1:05.622	62.6	Pit In			4:09.217	
3	<u>38.148</u>	160.5	<u>38.524</u>	104.5	44.634	188.5	<u>216.4</u>	<u>2:01.306</u>		7	Pit Out	82.3	1:22.041	48.7	1:30.196			4:15.708	
4	38.418	<u>168.2</u>	38.907	<u>107.4</u>	44.586	182.7	<u>216.4</u>	2:01.911		8									



Caterham Racing Weekend

Autódromo Internacional do Algarve

Caterham Motorsport Iberia 420R

4 - 7 April 2024

Laps and Sector Times - RACE 3

Autodromo Internacional Algarve - 4652mtr.

52		António CORREIA																	
lap	Sect-1	Speed	Sect-2	Speed	Sect-3	Speed	TopSpeed	laptime	pit	lap	Sect-1	Speed	Sect-2	Speed	Sect-3	Speed	Topspeed	laptime	pit
1		157.4	38.619	110.7	44.558		166.7	2:04.178		5	1:05.698	74.9	1:09.460	66.4	Pit In	148.1	125.0	4:02.732	
2	38.456	156.7	<u>37.980</u>	110.3	<u>44.246</u>	188.5	214.7	<u>2:00.682</u>		6	Pit Out	78.2	1:07.241	58.8	Pit In			4:13.586	
3	38.646	153.0	39.447	<u>117.1</u>	44.456	<u>190.5</u>	215.1	2:02.549		7	Pit Out	73.0	1:20.472	42.1	1:33.184			4:21.628	
4	<u>38.454</u>	<u>159.1</u>	38.338	103.1	45.252	183.7	<u>216.4</u>	2:02.044		8									

61		J. J. MAGALHÃES JR																	
lap	Sect-1	Speed	Sect-2	Speed	Sect-3	Speed	TopSpeed	laptime	pit	lap	Sect-1	Speed	Sect-2	Speed	Sect-3	Speed	Topspeed	laptime	pit
1			40.206	103.3	45.292		180.3	2:10.864		5	1:09.194		1:04.997	54.1	Pit In	180.0	99.9	4:25.249	
2	39.253		39.986	107.5	<u>44.867</u>	183.7	<u>216.4</u>	2:04.106		6	Pit Out		57.708	62.4	Pit In			4:04.960	
3	<u>38.842</u>		39.024	103.3	45.228	<u>188.5</u>	214.3	<u>2:03.094</u>		7	Pit Out		1:23.819	62.4	1:30.788			4:10.205	
4	38.959		<u>38.542</u>	<u>114.3</u>	46.022	183.7	216.0	2:03.523		8									

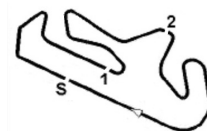
62		J. J. MAGALHÃES																	
lap	Sect-1	Speed	Sect-2	Speed	Sect-3	Speed	TopSpeed	laptime	pit	lap	Sect-1	Speed	Sect-2	Speed	Sect-3	Speed	Topspeed	laptime	pit
1			39.332		45.541		177.9	2:08.530		5	1:10.447		1:07.813		Pit In	159.3	128.4	4:14.452	
2	39.196		38.154		44.232	184.6	213.0	2:01.582		6	Pit Out		1:05.325		Pit In			4:09.437	
3	<u>37.903</u>		<u>38.033</u>		<u>43.746</u>	183.7	<u>218.6</u>	<u>1:59.682</u>		7	Pit Out		1:21.973		1:30.433			4:16.749	
4	38.263		38.232		44.322	<u>190.5</u>	216.4	2:00.817		8									

66		J. J. OLIVEIRA																	
lap	Sect-1	Speed	Sect-2	Speed	Sect-3	Speed	TopSpeed	laptime	pit	lap	Sect-1	Speed	Sect-2	Speed	Sect-3	Speed	Topspeed	laptime	pit
1			38.775		44.796		166.2	2:05.112		5	1:09.149		1:00.964	69.5	Pit In	116.1	156.3	4:35.440	
2	38.124		<u>38.331</u>		<u>44.608</u>	<u>190.5</u>	<u>216.0</u>	<u>2:01.063</u>		6	Pit Out		41.930	72.4	Pit In			4:02.907	
3	<u>38.053</u>		56.280	102.0	45.930	187.5	213.4	2:20.263		7	Pit Out		1:16.036	72.0	1:31.343			4:00.924	
4	39.259		38.695	<u>103.4</u>	46.513	173.9	201.9	2:04.467		8									

69		André CORREIA																	
lap	Sect-1	Speed	Sect-2	Speed	Sect-3	Speed	TopSpeed	laptime	pit	lap	Sect-1	Speed	Sect-2	Speed	Sect-3	Speed	Topspeed	laptime	pit
1		153.4	<u>38.072</u>	110.8	44.286		163.9	2:01.961		5	1:07.563	72.3	1:09.211	70.0	Pit In	157.2	122.3	4:03.203	
2	38.452	152.3	39.336	<u>114.8</u>	44.403	182.7	214.3	2:02.191		6	Pit Out	63.6	1:06.385	66.6	Pit In			4:13.112	
3	38.714	<u>154.1</u>	38.269	110.2	<u>44.076</u>	180.9	209.3	<u>2:01.059</u>		7	Pit Out	78.0	1:21.223	42.8	1:33.990			4:23.687	
4	<u>38.302</u>	151.9	38.116	112.1	44.745	<u>186.5</u>	<u>215.6</u>	2:01.163		8									

77		Gonçalo Nobre da VEIGA																	
lap	Sect-1	Speed	Sect-2	Speed	Sect-3	Speed	TopSpeed	laptime	pit	lap	Sect-1	Speed	Sect-2	Speed	Sect-3	Speed	Topspeed	laptime	pit
1			38.157	101.3	44.630		155.8	2:01.950		5	1:06.038		1:09.180	68.4	Pit In	144.6	121.2	3:59.424	
2	38.496		38.526	104.5	44.935	182.7	210.1	2:01.957		6	Pit Out		1:05.856	68.9	Pit In			4:13.741	
3	38.506		<u>37.984</u>	<u>108.4</u>	<u>44.614</u>	179.1	208.5	<u>2:01.104</u>		7	Pit Out		1:21.027	43.5	1:35.147			4:25.852	
4	<u>38.047</u>		38.159	105.5	44.962	<u>183.7</u>	<u>215.6</u>	2:01.168		8									

83		Pedro R. FERREIRA																	
lap	Sect-1	Speed	Sect-2	Speed	Sect-3	Speed	TopSpeed	laptime	pit	lap	Sect-1	Speed	Sect-2	Speed	Sect-3	Speed	Topspeed	laptime	pit
1			38.616	<u>107.5</u>	44.792		157.9	2:03.649		5	1:06.664		1:09.156	67.4	Pit In	123.3	119.7	4:05.559	
2	<u>37.674</u>		38.931		44.461	<u>188.5</u>	215.1	<u>2:01.066</u>		6	Pit Out		1:07.046	57.9	Pit In			4:12.154	
3	39.474		39.254	105.7	<u>44.402</u>	185.6	<u>216.4</u>	2:03.130		7	Pit Out		1:20.793	39.7	1:32.907			4:20.664	
4	38.535		<u>38.611</u>	102.5	45.526	<u>188.5</u>	215.6	2:02.672		8									



Caterham Racing Weekend

Autódromo Internacional do Algarve

Caterham Motorsport Iberia 420R
Laps and Sector Times - RACE 3

4 - 7 April 2024
Autodromo Internacional Algarve - 4652mtr.

88		Jorge SILVA																	
lap	Sect-1	Speed	Sect-2	Speed	Sect-3	Speed	TopSpeed	laptime	pit	lap	Sect-1	Speed	Sect-2	Speed	Sect-3	Speed	Topspeed	laptime	pit
1			39.367		44.636		173.4	2:05.862		5	1:10.490		1:07.700	55.5	Pit In	167.4	112.9	4:17.127	
2	38.450		<u>38.421</u>		<u>44.394</u>	184.6	215.1	<u>2:01.265</u>		6	Pit Out		1:05.169	65.3	Pit In			4:08.933	
3	<u>38.394</u>		38.984		45.091	<u>185.6</u>	215.6	2:02.469		7	Pit Out		1:21.807	50.2	1:29.945			4:15.045	
4	38.863		38.670		44.919	182.7	<u>216.9</u>	2:02.452		8									

92		João Aguiar BRANCO																	
lap	Sect-1	Speed	Sect-2	Speed	Sect-3	Speed	TopSpeed	laptime	pit	lap	Sect-1	Speed	Sect-2	Speed	Sect-3	Speed	Topspeed	laptime	pit
1		<u>157.2</u>	<u>38.073</u>	107.7	<u>43.992</u>		158.8	2:02.011		5	1:07.529	71.3	1:09.270	69.8	Pit In	157.9	123.9	4:03.909	
2	38.528	148.6	39.440	<u>110.1</u>	44.330	<u>187.5</u>	205.7	2:02.298		6	Pit Out	63.6	1:06.553	63.1	Pit In			4:13.025	
3	<u>38.230</u>	145.9	38.187	106.3	44.568	185.6	209.3	<u>2:00.985</u>		7	Pit Out	78.6	1:21.647	42.1	1:33.678			4:23.287	
4	38.709	151.9	38.341	105.6	44.402	182.7	<u>212.2</u>	2:01.452		8									

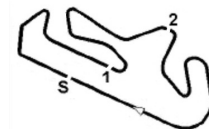
99		TEIXEIRA-TEIXEIRA																	
lap	Sect-1	Speed	Sect-2	Speed	Sect-3	Speed	TopSpeed	laptime	pit	lap	Sect-1	Speed	Sect-2	Speed	Sect-3	Speed	Topspeed	laptime	pit
1		124.3	41.084	<u>101.1</u>	<u>46.405</u>		162.7	2:14.228		5	1:01.065	63.2	1:00.365	75.8	Pit In	165.1	183.4	4:27.082	
2	<u>40.735</u>	131.9	41.212	96.3	46.550	<u>178.2</u>	<u>213.0</u>	<u>2:08.497</u>		6	Pit Out	121.9	42.418	92.8	Pit In			4:04.316	
3	41.185	129.5	41.290	94.2	46.944	175.6	206.1	2:09.419		7	Pit Out	126.3	1:14.980	79.3	1:29.894			3:58.376	
4	40.821	<u>134.8</u>	<u>40.679</u>	93.3	48.117	173.9	202.6	2:09.617		8									

119		Mark STANSFIELD																	
lap	Sect-1	Speed	Sect-2	Speed	Sect-3	Speed	TopSpeed	laptime	pit	lap	Sect-1	Speed	Sect-2	Speed	Sect-3	Speed	Topspeed	laptime	pit
1		<u>156.3</u>	<u>38.579</u>	<u>114.8</u>	<u>46.910</u>		167.7	2:05.454		2									

137		Tom OVERTON																	
lap	Sect-1	Speed	Sect-2	Speed	Sect-3	Speed	TopSpeed	laptime	pit	lap	Sect-1	Speed	Sect-2	Speed	Sect-3	Speed	Topspeed	laptime	pit
1		139.2	39.949	108.1	45.896		174.8	2:09.816		5	1:09.636	84.8	1:04.913	57.9	Pit In	171.4	99.3	4:26.689	
2	39.548	141.9	40.571	106.0	<u>44.844</u>	<u>182.7</u>	<u>216.9</u>	2:04.963		6	Pit Out	130.8	57.562	62.0	Pit In			4:05.165	
3	<u>39.231</u>	<u>148.6</u>	39.347	<u>115.8</u>	44.908	<u>182.7</u>	216.0	<u>2:03.486</u>		7	Pit Out	69.3	1:23.340	68.0	1:30.948			4:09.161	
4	39.376	142.3	<u>38.997</u>	113.1	45.124	<u>182.7</u>	214.7	2:03.497		8									

164		Gary TOOTELL																	
lap	Sect-1	Speed	Sect-2	Speed	Sect-3	Speed	TopSpeed	laptime	pit	lap	Sect-1	Speed	Sect-2	Speed	Sect-3	Speed	Topspeed	laptime	pit
1		<u>154.9</u>	39.667	<u>108.8</u>	45.508		172.5	2:08.353		5	1:07.243		1:06.652	53.1	Pit In	160.0	153.2	4:14.271	
2	<u>38.771</u>	154.3	39.295	108.1	45.043	<u>185.6</u>	<u>213.9</u>	2:03.109		6	Pit Out		1:05.347	66.5	Pit In			4:08.688	
3	39.738		<u>38.820</u>	101.4	45.056	179.1	212.2	2:03.614		7	Pit Out		1:22.452	55.4	1:29.674			4:14.287	
4	38.899		38.844	106.2	<u>44.933</u>	175.6	203.4	<u>2:02.676</u>		8									

168		Ian DYBLE																	
lap	Sect-1	Speed	Sect-2	Speed	Sect-3	Speed	TopSpeed	laptime	pit	lap	Sect-1	Speed	Sect-2	Speed	Sect-3	Speed	Topspeed	laptime	pit
1		138.1	40.465	106.8	45.593		173.4	2:11.947		5	1:12.566	76.1	1:02.209	68.4	Pit In	173.1	113.4	4:31.819	
2	39.631	<u>149.6</u>	40.049	109.0	45.157	183.7	<u>217.3</u>	2:04.837		6	Pit Out	131.9	47.380	58.8	Pit In			4:04.442	
3	<u>38.940</u>	146.3	39.232	<u>110.1</u>	<u>44.889</u>	<u>189.5</u>	216.0	<u>2:03.061</u>		7	Pit Out	97.0	1:22.386	72.9	1:31.273			4:06.607	
4	39.095	139.0	<u>39.081</u>	106.5	45.293	184.6	216.9	2:03.469		8									



Caterham Racing Weekend

Autódromo Internacional do Algarve

Caterham Motorsport Iberia 420R

4 - 7 April 2024

Laps and Sector Times - RACE 3

Autodromo Internacional Algarve - 4652mtr.

172		Martin AMISON																	
lap	Sect-1	Speed	Sect-2	Speed	Sect-3	Speed	TopSpeed	laptime	pit	lap	Sect-1	Speed	Sect-2	Speed	Sect-3	Speed	Topspeed	laptime	pit
1		150.2	39.798	99.1	45.582		169.3	2:08.390		5	1:08.483	82.7	1:05.776	57.1	Pit In	181.8	127.2	4:20.969	
2	39.920	<u>155.2</u>	39.682	109.8	45.409	<u>187.5</u>	216.0	2:05.011		6	Pit Out	126.6	1:00.626	63.3	Pit In			4:07.228	
3	39.109	148.8	39.338	104.9	45.235	<u>187.5</u>	<u>216.4</u>	2:03.682		7	Pit Out	75.8	1:23.518	62.2	1:31.080			4:12.022	
4	<u>38.608</u>	153.4	<u>38.831</u>	<u>111.2</u>	<u>45.164</u>	185.6	216.0	<u>2:02.603</u>		8									

188		Phil JENKINS																	
lap	Sect-1	Speed	Sect-2	Speed	Sect-3	Speed	TopSpeed	laptime	pit	lap	Sect-1	Speed	Sect-2	Speed	Sect-3	Speed	Topspeed	laptime	pit
1		<u>168.2</u>	38.758	109.8	44.928		170.9	2:04.969		5	1:07.642	83.7	1:08.575	63.8	Pit In	118.0	146.1	4:07.307	
2	38.436	157.0	<u>38.503</u>	104.4	<u>44.632</u>	184.6	<u>216.9</u>	<u>2:01.571</u>		6	Pit Out	69.6	1:06.404	59.5	Pit In			4:11.241	
3	<u>37.859</u>	158.4	39.254	<u>113.9</u>	44.857	<u>186.5</u>	215.1	2:01.970		7	Pit Out	62.1	1:20.843	50.7	1:32.197			4:19.830	
4	38.257	164.6	38.703	107.8	45.349	183.7	216.0	2:02.309		8									