



Caterham Racing Weekend

Autódromo Internacional do Algarve

Caterham Motorsport Iberia 420R

4 - 7 April 2024

Laps and Sector Times - RACE 2

Autodromo Internacional Algarve - 4652mtr.

1		Alex AREIA																	
lap	Sect-1	Speed	Sect-2	Speed	Sect-3	Speed	TopSpeed	laptime	pit	lap	Sect-1	Speed	Sect-2	Speed	Sect-3	Speed	Topspeed	laptime	pit
1			38.759	<u>112.9</u>	<u>43.795</u>		168.0	2:02.766		6	59.195		1:05.380	69.3	1:16.846	177.3	148.4	3:21.421	
2	39.240		38.477	106.7	44.048	<u>191.5</u>	<u>215.6</u>	2:01.765		7	1:07.347		53.936	84.7	1:02.755	76.6	86.5	3:04.038	
3	38.520		37.851		44.348	187.5	215.1	2:00.719		8	<u>37.988</u>		<u>37.286</u>	112.7	44.196	180.0	209.3	<u>1:59.470</u>	
4	38.605		37.536	111.9	44.247	184.6	209.3	2:00.388		9	38.165		37.473	112.4	44.234	175.6	204.9	1:59.872	
5	38.111		37.450	111.8	44.352	177.3	205.7	1:59.913		10									

2		SETAS-PINTO																	
lap	Sect-1	Speed	Sect-2	Speed	Sect-3	Speed	TopSpeed	laptime	pit	lap	Sect-1	Speed	Sect-2	Speed	Sect-3	Speed	Topspeed	laptime	pit
1			40.682	98.6	46.000		180.9	2:13.468		3	39.120		<u>39.266</u>	101.1	46.289	<u>183.7</u>	<u>216.9</u>	2:04.675	
2	<u>39.054</u>		39.416	<u>108.4</u>	<u>45.502</u>	180.0	213.4	<u>2:03.972</u>		4	40.060		39.565	99.4	47.412	177.3	204.5	2:07.037	

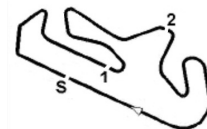
3		Duarte CAMELO																	
lap	Sect-1	Speed	Sect-2	Speed	Sect-3	Speed	TopSpeed	laptime	pit	lap	Sect-1	Speed	Sect-2	Speed	Sect-3	Speed	Topspeed	laptime	pit
1	45.678		40.458	106.1	45.550	64.7	181.2	2:11.847		6	54.044		1:05.648	53.7	1:17.639	177.3	208.1	3:17.331	
2	<u>39.170</u>		39.268	<u>113.6</u>	45.053	<u>187.5</u>	<u>214.3</u>	2:03.491		7	1:09.361		51.867	81.2	56.593	65.0	116.1	2:57.821	
3	39.424		39.643	112.0	45.271	185.6	213.0	2:04.338		8	39.270		<u>38.495</u>	113.0	45.332	176.5	211.8	<u>2:03.097</u>	
4	39.446		39.467	113.0	45.234	185.6	212.6	2:04.147		9	40.264		38.816	113.0	<u>44.813</u>	182.7	213.9	2:03.893	
5	39.620		38.916	112.9	45.437	178.2	210.1	2:03.973		10									

4		Rafael LOBATO																	
lap	Sect-1	Speed	Sect-2	Speed	Sect-3	Speed	TopSpeed	laptime	pit	lap	Sect-1	Speed	Sect-2	Speed	Sect-3	Speed	Topspeed	laptime	pit
1			38.772	<u>113.3</u>	<u>43.878</u>		159.3	2:02.551		3	39.282		<u>38.086</u>	109.2	45.630	173.1	206.5	2:02.998	
2	<u>38.512</u>		38.271	102.9	44.696	<u>189.5</u>	<u>214.7</u>	<u>2:01.479</u>		4									

5		Tiago LOUREIRO																	
lap	Sect-1	Speed	Sect-2	Speed	Sect-3	Speed	TopSpeed	laptime	pit	lap	Sect-1	Speed	Sect-2	Speed	Sect-3	Speed	Topspeed	laptime	pit
1			39.131	103.2	44.229		170.1	2:04.595		6	1:00.084		1:06.601	51.0	1:16.611	182.7	166.4	3:23.296	
2	38.824		39.462	103.4	44.662	<u>192.5</u>	216.0	2:02.948		7	1:08.924		53.067	77.5	56.860	70.0	95.2	2:58.851	
3	<u>38.451</u>		39.156	97.5	44.612	186.5	216.0	2:02.219		8	38.994		<u>37.970</u>	96.3	44.606	181.8	<u>217.3</u>	<u>2:01.570</u>	
4	38.805		38.784	100.1	44.574	180.9	212.6	2:02.163		9	38.902		38.653	<u>105.1</u>	<u>44.207</u>	184.6	215.6	2:01.762	
5	39.024		38.376	96.5	45.254	179.1	209.3	2:02.654		10									

7		Diogo TAVARES																	
lap	Sect-1	Speed	Sect-2	Speed	Sect-3	Speed	TopSpeed	laptime	pit	lap	Sect-1	Speed	Sect-2	Speed	Sect-3	Speed	Topspeed	laptime	pit
1			38.830	105.2	<u>44.082</u>		170.3	2:03.298		6	58.338		1:05.246	68.4	1:16.467	184.6	175.0	3:20.051	
2	38.616		38.055	106.3	44.123	<u>185.6</u>	<u>216.0</u>	2:00.794		7	1:08.059		53.960	94.4	1:01.242	79.8	83.4	3:03.261	
3	38.274		38.035	108.8	44.877	182.7	210.1	2:01.186		8	38.587		37.689	<u>115.6</u>	44.618	183.7	<u>216.0</u>	2:00.894	
4	39.689		37.901	106.1	44.868	173.9	<u>216.0</u>	2:02.458		9	<u>37.914</u>		<u>37.256</u>	110.2	44.126	176.5	208.1	<u>1:59.296</u>	
5	38.656		38.250	112.7	44.272	179.1	209.3	2:01.178		10									

10		João Pedro COSTA																	
lap	Sect-1	Speed	Sect-2	Speed	Sect-3	Speed	TopSpeed	laptime	pit	lap	Sect-1	Speed	Sect-2	Speed	Sect-3	Speed	Topspeed	laptime	pit
1			39.671	113.8	<u>44.443</u>		181.8	2:08.152		3	40.640		<u>39.326</u>	<u>117.5</u>	45.317	181.8	209.7	2:05.283	
2	<u>38.862</u>		39.611	102.1	46.055	<u>187.5</u>	<u>215.1</u>	<u>2:04.528</u>		4	39.618		41.271	102.7	Pit In	180.9	210.1	2:26.654	



Caterham Racing Weekend

Autódromo Internacional do Algarve

Caterham Motorsport Iberia 420R

4 - 7 April 2024

Laps and Sector Times - RACE 2

Autodromo Internacional Algarve - 4652mtr.

11		Tomás TEIXEIRA																	
lap	Sect-1	Speed	Sect-2	Speed	Sect-3	Speed	TopSpeed	laptime	pit	lap	Sect-1	Speed	Sect-2	Speed	Sect-3	Speed	Topspeed	laptime	pit
1			40.257	101.4	45.631		176.5	2:10.551		5	<u>38.122</u>		1:19.192	103.8	1:04.960	<u>183.7</u>	216.0	3:02.274	
2	38.706		39.437	<u>117.3</u>	<u>44.757</u>	180.9	<u>216.9</u>	2:02.900		6	44.998		40.785	107.1	1:02.799	127.2	184.0	2:28.582	
3	39.239		<u>39.032</u>	106.5	45.466	182.7	215.6	2:03.737		7	1:10.705		50.022	88.9	56.180	71.4	72.4	2:56.907	
4	38.577		39.081	105.3	44.860	178.2	213.4	<u>2:02.518</u>		8	38.643		40.100	104.1	Pit In	179.1	209.7	<u>2:16.889</u>	

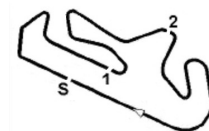
12		José Kol ALMEIDA																	
lap	Sect-1	Speed	Sect-2	Speed	Sect-3	Speed	TopSpeed	laptime	pit	lap	Sect-1	Speed	Sect-2	Speed	Sect-3	Speed	Topspeed	laptime	pit
1			40.606	101.9	46.039		170.9	2:12.725		5	39.099		39.912	<u>108.8</u>	47.908	181.8	213.4	2:06.919	
2	39.286		39.578	104.5	45.563	182.7	<u>216.9</u>	2:04.427		6	50.095		1:06.364	44.0	1:17.965	169.0	174.2	3:14.424	
3	<u>38.912</u>		<u>39.573</u>	97.6	<u>45.398</u>	179.1	216.0	<u>2:03.883</u>		7	1:09.615		50.694	79.6	56.648	71.7	98.4	2:56.957	
4	39.752		40.671	99.5	46.083	<u>184.6</u>	<u>216.9</u>	2:06.506		8									

14		Bruno KNUDSEN																	
lap	Sect-1	Speed	Sect-2	Speed	Sect-3	Speed	TopSpeed	laptime	pit	lap	Sect-1	Speed	Sect-2	Speed	Sect-3	Speed	Topspeed	laptime	pit
1			38.693		44.655		159.5	2:03.367		6	58.918		1:05.358		1:17.278	<u>192.5</u>	140.4	3:21.554	
2	38.880		39.157		44.130	<u>192.5</u>	<u>216.0</u>	2:02.167		7	1:08.847		53.105		59.719	74.7	95.2	3:01.671	
3	<u>38.481</u>		38.374		44.191	189.5	213.4	<u>2:01.046</u>		8	38.539		38.459		44.476	185.6	214.7	2:01.474	
4	38.947		38.325		<u>44.084</u>	188.5	215.6	2:01.356		9	39.210		<u>38.079</u>		44.417	189.5	192.9	2:01.706	
5	38.948		38.094		44.441	190.5	208.5	2:01.483		10									

19		Duarte LISBOA																	
lap	Sect-1	Speed	Sect-2	Speed	Sect-3	Speed	TopSpeed	laptime	pit	lap	Sect-1	Speed	Sect-2	Speed	Sect-3	Speed	Topspeed	laptime	pit
1			39.341	105.4	45.077		172.0	2:06.717		6	57.676		1:06.009	50.3	1:17.046	174.8	144.0	3:20.731	
2	39.334		39.488	99.4	45.275	184.6	215.6	2:04.097		7	1:09.658		51.791	82.4	57.013	64.3	113.8	2:58.462	
3	39.494		38.654		45.973	176.5	213.0	2:04.121		8	38.794		38.474	<u>113.2</u>	45.590	180.9	216.0	2:02.858	
4	38.671		<u>38.426</u>	110.8	<u>44.938</u>	<u>187.5</u>	<u>216.4</u>	<u>2:02.035</u>		9	38.761		38.481	112.3	45.522	178.2	208.1	2:02.764	
5	<u>38.664</u>		38.749	105.7	45.643	180.0	213.0	2:03.056		10									

23		Diogo COSTA																	
lap	Sect-1	Speed	Sect-2	Speed	Sect-3	Speed	TopSpeed	laptime	pit	lap	Sect-1	Speed	Sect-2	Speed	Sect-3	Speed	Topspeed	laptime	pit
1			38.943	100.3	44.920		178.2	2:06.670		6	58.840		1:06.378	50.8	1:16.533	157.9	182.7	3:21.751	
2	39.434		39.153	98.5	<u>44.402</u>	181.8	213.0	2:02.989		7	1:09.054		52.753	76.1	56.695	68.6	108.8	2:58.502	
3	<u>38.410</u>		38.395	100.0	44.799	180.9	211.8	2:01.604		8	38.461		<u>38.070</u>	<u>105.5</u>	44.436	<u>182.7</u>	<u>216.0</u>	<u>2:00.967</u>	
4	38.621		38.605		44.497	176.5	<u>216.0</u>	2:01.723		9	39.069		38.700		44.495	<u>182.7</u>	211.4	2:02.264	
5	39.157		38.186	102.9	46.211	179.1	209.7	2:03.554		10									

24		Luis Filipe OLIVEIRA																	
lap	Sect-1	Speed	Sect-2	Speed	Sect-3	Speed	TopSpeed	laptime	pit	lap	Sect-1	Speed	Sect-2	Speed	Sect-3	Speed	Topspeed	laptime	pit
1			40.256	106.9	45.912		185.2	2:12.768		6	55.178		1:05.659	51.4	1:17.728	180.9	207.3	3:18.565	
2	38.956		38.922	110.2	44.996	<u>187.5</u>	213.4	2:02.874		7	1:09.085		51.864	85.4	55.831	67.8	114.8	2:56.780	
3	38.785		39.970	<u>112.3</u>	45.467	185.6	213.0	2:04.222		8	39.269		<u>38.156</u>	107.4	44.418	186.5	<u>213.9</u>	2:01.843	
4	39.731		39.915	109.9	45.374	<u>187.5</u>	205.7	2:05.020		9	39.003		38.803	106.3	<u>44.294</u>	<u>187.5</u>	205.3	2:02.100	
5	<u>38.397</u>		38.215	110.2	44.556	180.9	210.1	<u>2:01.168</u>		10									



Caterham Racing Weekend

Autódromo Internacional do Algarve

Caterham Motorsport Iberia 420R

4 - 7 April 2024

Laps and Sector Times - RACE 2

Autodromo Internacional Algarve - 4652mtr.

25		Francisco VILLAR																	
lap	Sect-1	Speed	Sect-2	Speed	Sect-3	Speed	TopSpeed	laptime	pit	lap	Sect-1	Speed	Sect-2	Speed	Sect-3	Speed	Topspeed	laptime	pit
1			38.794	<u>112.1</u>	<u>44.060</u>		157.2	2:02.506		6	59.579		1:06.685	58.3	1:16.697	173.9	154.9	3:22.961	
2	39.417		39.186	109.4	44.158	187.5	209.3	2:02.761		7	1:08.236		54.026	81.7	56.288	64.7	88.5	2:58.550	
3	38.887		38.756	109.4	44.502	180.9	214.3	2:02.145		8	<u>38.744</u>		38.876	108.5	44.222	<u>193.5</u>	213.9	<u>2:01.842</u>	
4	38.943		<u>38.629</u>	109.9	45.034	179.1	214.3	2:02.606		9	39.420		38.813	104.7	44.870	185.6	<u>215.6</u>	2:03.103	
5	39.503		38.632	109.8	44.946	176.5	212.6	2:03.081		10									

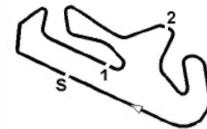
27		Ivo PRADA																	
lap	Sect-1	Speed	Sect-2	Speed	Sect-3	Speed	TopSpeed	laptime	pit	lap	Sect-1	Speed	Sect-2	Speed	Sect-3	Speed	Topspeed	laptime	pit
1	46.058		40.841	103.8	46.486	67.7	180.0	2:13.588		6	50.760		1:05.990	44.3	1:17.917	170.6	196.4	3:14.667	
2	39.477		39.187	99.7	45.781	<u>183.7</u>	213.9	2:04.445		7	1:09.644		51.055	82.4	56.106	70.9	97.2	2:56.805	
3	<u>38.984</u>		<u>38.912</u>	104.5	46.142	177.3	211.4	<u>2:04.038</u>		8	39.621		39.260	102.4	45.453	178.2	<u>216.4</u>	2:04.334	
4	39.255		39.646	101.1	46.490	175.6	205.3	2:05.391		9	39.046		39.878	101.3	<u>45.279</u>	176.5	207.7	2:04.203	
5	39.429		40.029	<u>106.2</u>	46.581	175.6	214.7	2:06.039		10									

29		Paulo COSTA																	
lap	Sect-1	Speed	Sect-2	Speed	Sect-3	Speed	TopSpeed	laptime	pit	lap	Sect-1	Speed	Sect-2	Speed	Sect-3	Speed	Topspeed	laptime	pit
1			40.509		45.869			2:11.681		6	52.595		1:05.626	<u>46.5</u>	1:18.283	173.9	204.9	3:16.504	
2	40.114		39.301		45.455	179.1	<u>214.3</u>	2:04.870		7	1:09.558		50.978		56.368	69.8	97.2	2:56.904	
3	<u>39.131</u>		39.358		45.721	178.2	210.5	2:04.210		8	39.282		<u>38.787</u>		45.595	174.8	206.1	2:03.664	
4	40.344		39.635		45.904	<u>180.9</u>	211.8	2:05.883		9	39.548		38.811		<u>45.039</u>	173.9	204.2	<u>2:03.398</u>	
5	39.488		39.536		45.521	178.2	209.7	2:04.545		10									

33		SARAI VA - SARAI VA																	
lap	Sect-1	Speed	Sect-2	Speed	Sect-3	Speed	TopSpeed	laptime	pit	lap	Sect-1	Speed	Sect-2	Speed	Sect-3	Speed	Topspeed	laptime	pit
1			39.582	98.8	<u>44.847</u>		172.2	2:07.548		6	58.443		1:06.223	49.3	1:17.853	158.6	139.9	3:22.519	
2	39.329		39.275	102.2	45.241	<u>183.7</u>	<u>215.6</u>	2:03.845		7	1:09.212		51.606	87.6	56.001	67.7	119.7	2:56.819	
3	39.461		39.093	103.2	45.228	180.0	210.9	2:03.782		8	<u>38.582</u>		38.534	110.2	45.337	179.1	209.7	<u>2:02.453</u>	
4	39.141		38.519	108.3	44.873	181.8	206.1	2:02.533		9	39.237		<u>38.420</u>	<u>110.3</u>	45.080	175.6	205.3	2:02.737	
5	38.641		38.672	102.7	45.467	178.2	210.9	2:02.780		10									

34		Daniel AZEVEDO																	
lap	Sect-1	Speed	Sect-2	Speed	Sect-3	Speed	TopSpeed	laptime	pit	lap	Sect-1	Speed	Sect-2	Speed	Sect-3	Speed	Topspeed	laptime	pit
1			42.003	103.0	45.437		180.0	2:11.657		6	Pit Out		39.208	<u>117.8</u>	46.346			3:15.792	
2	39.041		39.320	110.7	45.057	182.7	212.6	2:03.418		7	40.385		39.568	99.9	56.561	172.2	201.1	2:16.514	
3	39.478		40.144	112.0	45.488	182.7	213.9	2:05.110		8	39.128		38.592	99.5	45.370	178.2	211.8	2:03.090	
4	39.632		40.522	99.9	46.264	<u>186.5</u>	211.4	2:06.418		9	<u>38.837</u>		<u>38.336</u>	104.7	<u>44.541</u>	176.5	207.7	<u>2:01.714</u>	
5	38.872		1:08.885	98.8	Pit In	180.9	<u>214.3</u>	<u>2:49.946</u>		10									

38		Ricardo PEDROSA																	
lap	Sect-1	Speed	Sect-2	Speed	Sect-3	Speed	TopSpeed	laptime	pit	lap	Sect-1	Speed	Sect-2	Speed	Sect-3	Speed	Topspeed	laptime	pit
1			40.324		44.874		168.2	2:06.040		6	1:00.130		1:06.418		1:16.759	185.6	148.6	3:23.307	
2	38.428		38.952		44.761	180.0	<u>216.4</u>	2:02.141		7	1:08.125		53.813		56.796	66.5	93.6	2:58.734	
3	<u>38.376</u>		38.797		44.688	<u>187.5</u>	210.9	2:01.861		8	38.737		<u>38.145</u>		45.154	183.7	<u>216.4</u>	2:02.036	
4	38.943		38.660		44.542	<u>187.5</u>	209.7	2:02.145		9	38.896		38.472		<u>44.469</u>	179.1	212.6	2:01.837	
5	38.455		38.191		44.770	186.5	214.7	<u>2:01.416</u>		10									



Caterham Racing Weekend

Autódromo Internacional do Algarve

Caterham Motorsport Iberia 42OR

4 - 7 April 2024

Laps and Sector Times - RACE 2

Autodromo Internacional Algarve - 4652mtr.

42		MOURA JR-MOURA																	
lap	Sect-1	Speed	Sect-2	Speed	Sect-3	Speed	TopSpeed	laptime	pit	lap	Sect-1	Speed	Sect-2	Speed	Sect-3	Speed	Topspeed	laptime	pit
1			40.084	101.9	46.095		172.2	2:08.053		6	52.716		1:05.630	50.5	1:18.236	178.2	208.9	3:16.582	
2	39.583		40.349		<u>44.887</u>	178.2	<u>215.6</u>	2:04.819		7	1:09.334		51.187	80.5	56.124	69.8	117.3	2:56.645	
3	39.483		38.829	92.2	47.867	<u>191.5</u>	214.7	2:06.179		8	<u>38.665</u>		<u>38.616</u>		45.414	183.7	215.1	<u>2:02.695</u>	
4	39.872		40.289	106.3	46.242	179.1	208.9	2:06.403		9	39.611		38.671	<u>108.2</u>	45.544	175.6	206.5	2:03.826	
5	39.131		39.709	105.5	45.621	174.8	212.2	2:04.461		10									

44		Nuno AFONSO																	
lap	Sect-1	Speed	Sect-2	Speed	Sect-3	Speed	TopSpeed	laptime	pit	lap	Sect-1	Speed	Sect-2	Speed	Sect-3	Speed	Topspeed	laptime	pit
1			38.061	110.9	44.434		158.8	2:02.032		6	56.974		1:05.274	70.4	1:17.096	175.6	204.2	3:19.344	
2	39.727		38.494	103.3	<u>44.072</u>	173.9	204.9	2:02.293		7	1:07.577		53.785	90.3	1:01.799	78.4	82.9	3:03.161	
3	38.440		37.880	108.8	44.599	<u>185.6</u>	209.7	2:00.919		8	38.234		<u>37.777</u>	109.6	44.454	180.0	208.1	2:00.465	
4	39.485		37.878	110.5	45.027	178.2	209.3	2:02.390		9	38.144		37.779	107.5	44.241	177.3	209.7	<u>2:00.164</u>	
5	<u>38.141</u>		38.210	<u>111.2</u>	44.573	182.7	<u>211.8</u>	2:00.924		10									

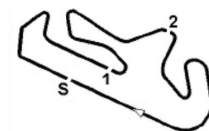
46		Nélson GOMES																	
lap	Sect-1	Speed	Sect-2	Speed	Sect-3	Speed	TopSpeed	laptime	pit	lap	Sect-1	Speed	Sect-2	Speed	Sect-3	Speed	Topspeed	laptime	pit
1			40.236	102.8	45.063		179.4	2:11.044		3	39.423		<u>38.861</u>		45.380	179.1	202.2	2:03.664	
2	<u>38.500</u>		39.527	<u>114.4</u>	<u>44.807</u>	180.9	<u>219.1</u>	<u>2:02.834</u>		4	38.990		38.955		Pit In	<u>181.8</u>	204.5	<u>2:46.632</u>	

47		Guilherme DAL MASO																	
lap	Sect-1	Speed	Sect-2	Speed	Sect-3	Speed	TopSpeed	laptime	pit	lap	Sect-1	Speed	Sect-2	Speed	Sect-3	Speed	Topspeed	laptime	pit
1			39.337		<u>44.000</u>		165.1	2:03.457		6	58.740		1:06.143		1:16.545	173.1	123.6	3:21.428	
2	39.008		39.229		44.566	<u>193.5</u>	211.8	2:02.803		7	1:08.951		52.772		59.247	79.5	94.2	3:00.970	
3	<u>37.919</u>		38.350		44.169	183.7	<u>217.7</u>	<u>2:00.438</u>		8	38.336		38.317		44.681	183.7	215.1	2:01.334	
4	39.087		38.694		44.269	189.5	214.3	2:02.050		9	40.027		<u>38.187</u>		44.709	185.6	206.9	2:02.923	
5	39.103		38.282		45.180	187.5	214.7	2:02.565		10									

48		Sergei OREKHOV																	
lap	Sect-1	Speed	Sect-2	Speed	Sect-3	Speed	TopSpeed	laptime	pit	lap	Sect-1	Speed	Sect-2	Speed	Sect-3	Speed	Topspeed	laptime	pit
1			39.292	97.9	45.621		173.1	2:06.874		6	58.422		1:06.360	49.6	1:16.483	159.3	160.0	3:21.265	
2	38.853		38.525	99.5	44.180	187.5	<u>217.3</u>	2:01.558		7	1:09.971	<u>82.4</u>	51.871	81.5	57.349	67.7	105.5	2:59.191	
3	38.401		38.744	99.9	46.143	185.6	216.9	2:03.288		8	<u>38.124</u>		<u>38.121</u>	97.7	<u>44.103</u>	179.1	214.7	<u>2:00.348</u>	
4	39.497		38.446	101.4	44.434	<u>188.5</u>	216.9	2:02.377		9	38.742		39.209	<u>103.0</u>	44.128	187.5	210.1	2:02.079	
5	39.091		39.092	97.4	45.609	182.7	216.4	2:03.792		10									

52		António CORREIA																	
lap	Sect-1	Speed	Sect-2	Speed	Sect-3	Speed	TopSpeed	laptime	pit	lap	Sect-1	Speed	Sect-2	Speed	Sect-3	Speed	Topspeed	laptime	pit
1			39.316	101.8	44.641		185.6	2:09.195		6	59.716		1:06.400	52.9	1:16.792	169.0	161.9	3:22.908	
2	38.550		38.613	103.9	44.670	185.6	214.7	2:01.833		7	1:08.613		53.315	78.3	56.171	69.2	98.3	2:58.099	
3	38.182		38.005	99.0	44.394	182.7	213.0	2:00.581		8	38.050		38.250	106.6	<u>44.201</u>	187.5	<u>216.0</u>	<u>2:00.501</u>	
4	39.302		38.289	97.9	44.277	182.7	213.0	2:01.868		9	39.418		38.431	103.8	44.289	187.5	208.1	2:02.138	
5	<u>38.031</u>		<u>37.933</u>	<u>113.7</u>	45.282	<u>189.5</u>	212.6	2:01.246		10									

61		J. J. MAGALHÃES JR																	
lap	Sect-1	Speed	Sect-2	Speed	Sect-3	Speed	TopSpeed	laptime	pit	lap	Sect-1	Speed	Sect-2	Speed	Sect-3	Speed	Topspeed	laptime	pit
1			39.584	97.6	44.852		173.9	2:06.826		5	39.823		39.521	102.4	45.181	184.6	<u>216.9</u>	2:04.525	
2	38.930		39.008	105.0	<u>44.016</u>	<u>187.5</u>	215.6	<u>2:01.954</u>		6	59.000		1:06.242	49.3	1:16.430	180.0	202.2	3:21.672	



Caterham Racing Weekend

Autódromo Internacional do Algarve

Caterham Motorsport Iberia 420R

4 - 7 April 2024

Laps and Sector Times - RACE 2

Autodromo Internacional Algarve - 4652mtr.

3	<u>38.276</u>	<u>38.466</u>	<u>113.9</u>	45.671	<u>187.5</u>	216.4	2:02.413	7	1:10.120	51.791	82.3	Pit In	67.0	104.5	3:25.652
4	38.925	38.649	99.0	44.637	180.0	210.9	2:02.211	8							

62		J. J. MAGALHÃES																	
lap	Sect-1	Speed	Sect-2	Speed	Sect-3	Speed	TopSpeed	laptime	pit	lap	Sect-1	Speed	Sect-2	Speed	Sect-3	Speed	Topspeed	laptime	pit
1			39.381		44.370		164.6	2:04.025		5	38.403		38.505		44.564	183.7	210.5	2:01.472	
2	38.576		38.759		<u>44.055</u>	186.5	<u>214.3</u>	2:01.390		6	58.504		1:05.170		1:16.862	183.7	151.3	3:20.536	
3	<u>38.249</u>		38.097		44.648	<u>190.5</u>	213.4	<u>2:00.994</u>		7	1:08.090		53.459		1:00.930	78.8	86.5	3:02.479	
4	39.151		<u>37.699</u>		44.586	182.7	209.3	2:01.436		8									

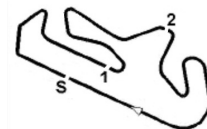
66		J. J. OLIVEIRA																	
lap	Sect-1	Speed	Sect-2	Speed	Sect-3	Speed	TopSpeed	laptime	pit	lap	Sect-1	Speed	Sect-2	Speed	Sect-3	Speed	Topspeed	laptime	pit
1			38.760	<u>111.0</u>	44.270		154.9	2:02.407		6	59.688		1:06.249	67.4	1:17.099	180.9	108.8	3:23.036	
2	40.082		39.750	109.4	45.034	<u>189.5</u>	214.7	2:04.866		7	1:08.072		53.156	84.0	58.921	68.4	83.3	3:00.149	
3	<u>38.459</u>		38.346		<u>44.244</u>	180.9	217.3	<u>2:01.049</u>		8	38.976		38.398		44.324	182.7	<u>218.2</u>	2:01.698	
4	38.527		38.377	109.4	44.846	187.5	215.6	2:01.750		9	39.494		38.922		44.745	180.0	214.7	2:03.161	
5	38.626		<u>38.017</u>		44.464	182.7	215.1	2:01.107		10									

69		André CORREIA																	
lap	Sect-1	Speed	Sect-2	Speed	Sect-3	Speed	TopSpeed	laptime	pit	lap	Sect-1	Speed	Sect-2	Speed	Sect-3	Speed	Topspeed	laptime	pit
1			39.700	100.5	44.450		168.5	2:05.175		6	58.734		1:06.349	63.3	1:17.164	169.8	144.4	3:22.247	
2	38.269		39.234	98.0	<u>44.030</u>	188.5	216.0	2:01.533		7	1:08.015		53.072	77.1	57.807	65.1	80.6	2:58.894	
3	38.553		38.554	102.5	44.234	186.5	215.6	2:01.341		8	<u>38.127</u>		<u>37.949</u>	104.3	44.296	<u>193.5</u>	216.0	<u>2:00.372</u>	
4	38.995		38.822	106.1	44.308	184.6	<u>217.3</u>	2:02.125		9	38.678		37.994	<u>110.1</u>	44.311	187.5	214.3	2:00.983	
5	39.042		38.417	108.2	45.734	187.5	211.8	2:03.193		10									

72		Mico MINEIRO																	
lap	Sect-1	Speed	Sect-2	Speed	Sect-3	Speed	TopSpeed	laptime	pit	lap	Sect-1	Speed	Sect-2	Speed	Sect-3	Speed	Topspeed	laptime	pit
1			39.295		<u>45.017</u>		179.4	2:07.339		6	48.030		1:06.179		1:17.769	176.5	207.7	3:11.978	
2	39.261		39.711		46.007	184.6	214.7	2:04.979		7	1:09.637		50.844		56.269	67.7	96.3	2:56.750	
3	38.755		39.188		45.610	<u>185.6</u>	213.0	2:03.553		8	38.764		38.675		45.155	180.0	213.9	<u>2:02.594</u>	
4	<u>38.740</u>		38.771		45.179	182.7		2:02.690		9	39.078		<u>38.436</u>		45.750	183.7		2:03.264	
5	38.742		53.388		46.391	181.8	<u>216.0</u>	2:18.521		10									

77		Gonçalo Nobre da VEIGA																	
lap	Sect-1	Speed	Sect-2	Speed	Sect-3	Speed	TopSpeed	laptime	pit	lap	Sect-1	Speed	Sect-2	Speed	Sect-3	Speed	Topspeed	laptime	pit
1			39.423	98.7	44.259		172.2	2:05.133		6	59.503		1:06.307	65.2	1:17.188	184.6	113.7	3:22.998	
2	38.312		39.650	101.1	44.855	188.5	215.1	2:02.817		7	1:08.169		53.050	86.3	58.394	65.9	75.2	2:59.613	
3	<u>38.071</u>		38.270	104.3	44.228	185.6	<u>216.9</u>	<u>2:00.569</u>		8	38.666		<u>37.938</u>	<u>110.0</u>	<u>44.140</u>	190.5	214.7	2:00.744	
4	38.375		38.585	103.7	44.653	190.5	213.0	2:01.613		9	40.151		38.337	103.3	44.645	<u>191.5</u>	212.2	2:03.133	
5	38.619		38.262	109.8	44.799	181.8	216.0	2:01.680		10									

83		Pedro R. FERREIRA																	
lap	Sect-1	Speed	Sect-2	Speed	Sect-3	Speed	TopSpeed	laptime	pit	lap	Sect-1	Speed	Sect-2	Speed	Sect-3	Speed	Topspeed	laptime	pit
1			39.238	98.4	44.417		167.7	2:04.456		6	59.156		1:05.609	69.6	1:17.036	186.5	139.4	3:21.801	
2	38.321		39.219	102.1	<u>44.169</u>	<u>187.5</u>	216.0	2:01.709		7	1:08.851		53.010	90.4	59.600	75.0	91.2	3:01.461	
3	38.360		38.689	104.4	44.269	186.5	<u>216.4</u>	2:01.318		8	38.938		<u>37.556</u>		44.475	185.6	216.0	2:00.969	
4	<u>38.240</u>		38.374	<u>104.8</u>	44.178	<u>187.5</u>	216.0	<u>2:00.792</u>		9	39.832		38.092	98.4	44.370	182.7	184.6	2:02.294	



Caterham Racing Weekend

Autódromo Internacional do Algarve

Caterham Motorsport Iberia 420R

4 - 7 April 2024

Laps and Sector Times - RACE 2

Autodromo Internacional Algarve - 4652mtr.

5	39.079	37.996	104.2	44.442	184.6	215.1	2:01.517	10											
---	--------	--------	-------	--------	-------	-------	----------	----	--	--	--	--	--	--	--	--	--	--	--

88		Jorge SILVA																		
lap	Sect-1	Speed	Sect-2	Speed	Sect-3	Speed	TopSpeed	laptime	pit	lap	Sect-1	Speed	Sect-2	Speed	Sect-3	Speed	Topspeed	laptime	pit	
1			39.330		44.873		184.9	2:09.114		6	58.143		1:06.188		1:17.237	175.6	138.5	3:21.568		
2	38.878		38.795		45.175	179.1	216.4	2:02.848		7	1:09.752		51.796	<u>85.4</u>	56.080	66.4	114.4	2:57.628		
3	39.019		38.642		45.126	<u>184.6</u>	<u>217.3</u>	2:02.787		8	38.908		<u>38.426</u>		45.546	180.0	216.9	2:02.880		
4	39.214		38.545		<u>44.752</u>	179.1	210.1	<u>2:02.511</u>		9	38.902		38.560		45.561	183.7	206.9	2:03.023		
5	<u>38.812</u>		38.696		45.332	180.9	214.7	2:02.840		10										

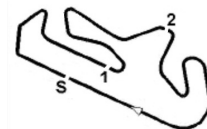
92		João Aguiar BRANCO																		
lap	Sect-1	Speed	Sect-2	Speed	Sect-3	Speed	TopSpeed	laptime	pit	lap	Sect-1	Speed	Sect-2	Speed	Sect-3	Speed	Topspeed	laptime	pit	
1			39.040	103.2	44.632		169.8	2:04.472		6	59.092	78.5	1:05.988	68.3	1:16.850	183.7	145.0	3:21.930		
2	38.675	<u>154.7</u>	39.261	102.5	44.239	183.7	213.0	2:02.175		7	1:08.716	63.3	53.008	87.9	59.505	80.0	97.6	3:01.229		
3	38.273		38.595	100.9	44.189	184.6	212.6	2:01.057		8	38.851		<u>37.968</u>	<u>106.1</u>	44.657	184.6	215.6	2:01.476		
4	<u>38.202</u>		38.353	102.0	44.342	<u>186.5</u>	213.0	<u>2:00.897</u>		9	39.342		38.241	102.4	<u>44.082</u>	181.8	208.1	2:01.665		
5	39.072		38.199	101.5	44.286	182.7	<u>216.0</u>	2:01.557		10										

99		TEIXEIRA-TEIXEIRA																		
lap	Sect-1	Speed	Sect-2	Speed	Sect-3	Speed	TopSpeed	laptime	pit	lap	Sect-1	Speed	Sect-2	Speed	Sect-3	Speed	Topspeed	laptime	pit	
1			40.890	96.3	<u>46.236</u>		169.0	2:14.307		6	43.216		52.345	44.9	1:17.594	163.6	193.5	2:53.155		
2	<u>40.782</u>		41.430	93.8	46.687	<u>181.8</u>	<u>213.9</u>	2:08.899		7	1:09.773		50.806	83.7	57.248	69.9	82.0	2:57.827		
3	41.135		41.054	95.4	46.548	174.8	207.3	2:08.737		8	41.027		<u>40.406</u>	<u>100.8</u>	46.534	173.9	202.2	<u>2:07.967</u>		
4	41.231		40.663	91.4	46.418	173.9	203.0	2:08.312		9	41.867		41.498	93.8	46.867	173.9	185.2	2:10.232		
5	41.410		45.282	88.5	49.639	174.8	203.8	2:16.331		10										

119		Mark STANSFIELD																		
lap	Sect-1	Speed	Sect-2	Speed	Sect-3	Speed	TopSpeed	laptime	pit	lap	Sect-1	Speed	Sect-2	Speed	Sect-3	Speed	Topspeed	laptime	pit	
1			38.464	110.9	<u>44.513</u>		155.4	2:02.360		6	57.315		1:05.536	69.5	1:16.796	181.8	189.8	3:19.647		
2	38.971		38.205	105.0	44.697	181.8	211.8	2:01.873		7	1:07.619		53.799	97.7	1:02.028	78.1	83.3	3:03.446		
3	39.012		37.942	112.7	44.571	<u>183.7</u>	206.5	2:01.525		8	38.921		38.069	<u>123.1</u>	44.674	176.5	210.9	2:01.664		
4	38.772		37.794	118.2	45.133	180.9	213.4	2:01.699		9	<u>37.906</u>		<u>37.571</u>	119.9	44.747	180.0	<u>216.0</u>	<u>2:00.224</u>		
5	38.505		38.305	117.1	44.550	174.8	206.5	2:01.360		10										

137		Tom OVERTON																		
lap	Sect-1	Speed	Sect-2	Speed	Sect-3	Speed	TopSpeed	laptime	pit	lap	Sect-1	Speed	Sect-2	Speed	Sect-3	Speed	Topspeed	laptime	pit	
1			39.730	108.0	45.459		164.4	2:09.079		6	53.202		1:05.719	47.9	1:18.088	178.2	201.1	3:17.009		
2	39.925		39.743	111.8	45.643	179.1	212.6	2:05.311		7	1:09.581		50.847	86.1	55.917	68.3	107.1	2:56.345		
3	39.450		40.275	113.4	45.538	178.2	<u>214.7</u>	2:05.263		8	<u>39.128</u>		<u>38.801</u>	<u>118.0</u>	45.185	<u>185.6</u>	213.4	<u>2:03.114</u>		
4	39.823		40.416	109.9	45.698	176.5	<u>214.7</u>	2:05.937		9	39.384		39.015	113.4	<u>45.042</u>	180.0	212.2	2:03.441		
5	39.340		39.717	106.6	45.341	183.7	206.5	2:04.398		10										

164		Gary TOOTELL																	
lap	Sect-1	Speed	Sect-2	Speed	Sect-3	Speed	TopSpeed	laptime	pit	lap	Sect-1	Speed	Sect-2	Speed	Sect-3	Speed	Topspeed	laptime	pit
1			40.014	110.2	46.030		183.1	2:10.981		6	55.310		1:05.690	52.6	1:17.918	179.1	202.6	3:18.918	
2	<u>38.967</u>		39.568	106.7	44.939	183.7	214.7	2:03.474		7	1:08.967		51.926	86.1	55.826	69.4	117.4	2:56.719	
3	39.098		39.966	103.4	45.595	185.6	<u>215.1</u>	2:04.659		8	39.210		<u>38.118</u>	114.6	<u>44.499</u>	<u>188.5</u>	214.3	<u>2:01.827</u>	
4	39.383		38.656	<u>118.4</u>	45.696	178.2	208.5	2:03.735		9	39.026		38.629		44.621	183.7	205.3	2:02.276	



Caterham Racing Weekend

Autódromo Internacional do Algarve

Caterham Motorsport Iberia 420R

4 - 7 April 2024

Laps and Sector Times - RACE 2

Autodromo Internacional Algarve - 4652mtr.

5	39.025	38.444	45.016	175.6	203.8	2:02.485	10											
---	--------	--------	--------	-------	-------	----------	----	--	--	--	--	--	--	--	--	--	--	--

168		Ian DYBLE																	
lap	Sect-1	Speed	Sect-2	Speed	Sect-3	Speed	TopSpeed	laptime	pit	lap	Sect-1	Speed	Sect-2	Speed	Sect-3	Speed	Topspeed	laptime	pit
1		145.6	39.893	104.4	45.323		180.3	2:09.655		4	40.575	150.0	39.852	106.6	45.777	175.6	198.2	2:06.204	
2	<u>39.353</u>	155.6	<u>39.341</u>	110.3	<u>45.075</u>	<u>185.6</u>	213.9	<u>2:03.769</u>		5	39.438	<u>163.6</u>	1:03.000	78.3	Pit In	<u>185.6</u>	215.1	3:02.676	
3	39.881	146.5	39.857	<u>111.2</u>	46.518	181.8	<u>216.9</u>	2:06.256		6									

172		Martin AMISON																	
lap	Sect-1	Speed	Sect-2	Speed	Sect-3	Speed	TopSpeed	laptime	pit	lap	Sect-1	Speed	Sect-2	Speed	Sect-3	Speed	Topspeed	laptime	pit
1			39.632	98.1	44.966		167.7	2:08.059		6	55.589		1:05.960	51.4	1:17.573	180.9	185.9	3:19.122	
2	39.587		39.935	110.5	45.147	186.5	214.3	2:04.669		7	1:09.294		51.713	93.6	56.329	67.4	110.2	2:57.336	
3	39.484		39.290	111.5	45.767	<u>189.5</u>	211.8	2:04.541		8	39.684		38.582	<u>113.4</u>	44.821	181.8	216.4	2:03.087	
4	<u>38.467</u>		38.762	103.9	44.780	186.5	<u>216.9</u>	2:02.009		9	38.884		<u>38.543</u>	104.0	<u>44.358</u>	186.5	216.4	<u>2:01.785</u>	
5	38.561		41.362	103.5	45.120	184.6	216.0	2:05.043		10									

188		Phil JENKINS																	
lap	Sect-1	Speed	Sect-2	Speed	Sect-3	Speed	TopSpeed	laptime	pit	lap	Sect-1	Speed	Sect-2	Speed	Sect-3	Speed	Topspeed	laptime	pit
1			39.728	106.1	44.631		184.3	2:09.770		6	57.989		1:06.328	51.1	1:16.544	172.2	161.9	3:20.861	
2	38.903		38.406	109.2	44.834	<u>189.5</u>	<u>216.9</u>	2:02.143		7	1:09.639		52.241	87.7	56.736	68.1	104.0	2:58.616	
3	38.868		38.334	108.7	45.161	181.8	216.0	2:02.363		8	38.577		<u>37.918</u>	105.3	44.607	181.8	216.4	<u>2:01.102</u>	
4	38.598		38.136	107.5	44.720	180.0	207.3	2:01.454		9	38.915		38.811	109.0	<u>43.994</u>	188.5	203.8	2:01.720	
5	<u>38.122</u>		38.582	<u>110.3</u>	45.439	180.9	213.0	2:02.143		10									