



Caterham Racing Weekend

Autódromo Internacional do Algarve

Caterham Motorsport Iberia 420R

4 - 7 April 2024

Laps and Sector Times - RACE 1

Autodromo Internacional Algarve - 4652mtr.

1		Alex AREIA																	
lap	Sect-1	Speed	Sect-2	Speed	Sect-3	Speed	TopSpeed	laptime	pit	lap	Sect-1	Speed	Sect-2	Speed	Sect-3	Speed	Topspeed	laptime	pit
1			37.294	112.9	<u>44.008</u>	151.7	1:58.891			6	38.232		37.284	<u>118.0</u>	44.159	174.8	201.5	1:59.675	
2	<u>37.996</u>		37.288	117.5	44.161	176.5	205.3	<u>1:59.445</u>		7	38.274		37.287	116.0	44.252	173.1	202.6	1:59.813	
3	38.342		37.450	114.6	44.249	173.9	203.0	2:00.041		8	38.095		<u>37.276</u>	114.0	44.148	175.6	204.5	1:59.519	
4	38.684		37.906	102.7	44.399	173.9	203.0	2:00.989		9	38.581		38.185	106.4	44.308	176.5	203.4	2:01.074	
5	38.190		37.360	115.5	44.234	179.1	205.3	1:59.784		10	38.600		37.528	111.8	44.286	<u>183.7</u>	<u>210.1</u>	2:00.414	

2		SETAS-PINTO																	
lap	Sect-1	Speed	Sect-2	Speed	Sect-3	Speed	TopSpeed	laptime	pit	lap	Sect-1	Speed	Sect-2	Speed	Sect-3	Speed	Topspeed	laptime	pit
1			39.918	102.2	<u>45.058</u>	178.5	2:09.693			4	39.417		39.228	<u>110.9</u>	45.577	179.1	<u>210.1</u>	2:04.222	
2	<u>39.372</u>		<u>39.070</u>	109.3	45.207	<u>180.0</u>	209.3	<u>2:03.649</u>		5	39.916		39.418	99.7	46.993	173.1	208.1	2:06.327	
3	39.862		39.276	104.3	45.339	176.5	206.1	2:04.477		6									

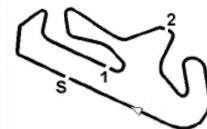
3		Duarte CAMELO																	
lap	Sect-1	Speed	Sect-2	Speed	Sect-3	Speed	TopSpeed	laptime	pit	lap	Sect-1	Speed	Sect-2	Speed	Sect-3	Speed	Topspeed	laptime	pit
1			<u>39.860</u>	<u>114.3</u>	<u>46.275</u>			8:44.564		2	<u>40.101</u>		41.457	99.2	Pit In	<u>170.6</u>	<u>198.9</u>	2:18.613	

4		Rafael LOBATO																	
lap	Sect-1	Speed	Sect-2	Speed	Sect-3	Speed	TopSpeed	laptime	pit	lap	Sect-1	Speed	Sect-2	Speed	Sect-3	Speed	Topspeed	laptime	pit
1			38.395	<u>113.8</u>	43.929		159.3	2:01.617		6	38.433		38.930	107.0	44.041	<u>185.6</u>	206.9	2:01.404	
2	<u>38.269</u>		<u>37.779</u>	107.6	44.227	180.9	<u>215.6</u>	<u>2:00.275</u>		7	38.528		37.899	102.1	<u>43.910</u>	178.2	210.5	2:00.337	
3	39.315		38.102	111.8	44.132	178.2	206.5	2:01.549		8	38.911		38.029	106.9	44.687	180.9	205.7	2:01.627	
4	38.271		38.124	102.2	44.410	180.9	208.1	2:00.805		9	38.496		38.202	105.0	44.345	176.5	210.1	2:01.043	
5	38.709		38.245	109.2	44.179	174.8	207.7	2:01.133		10	38.879		38.359	105.4	45.433	175.6	204.2	2:02.671	

5		Tiago LOUREIRO																	
lap	Sect-1	Speed	Sect-2	Speed	Sect-3	Speed	TopSpeed	laptime	pit	lap	Sect-1	Speed	Sect-2	Speed	Sect-3	Speed	Topspeed	laptime	pit
1			39.469	101.8	44.260		171.7	2:06.353		6	37.938		38.340	102.4	44.658	180.0	210.5	2:00.936	
2	38.428		38.708	104.4	44.537	187.5	<u>216.9</u>	2:01.673		7	38.074		38.111	107.2	44.515	179.1	210.1	2:00.700	
3	38.288		39.924	102.1	44.786	183.7	<u>216.9</u>	2:02.998		8	<u>37.918</u>		38.279	98.9	44.236	180.9	212.2	2:00.433	
4	39.252		39.653	106.4	44.201	180.0	204.9	2:03.106		9	38.420		<u>37.869</u>	<u>110.0</u>	43.993	180.9	212.6	<u>2:00.282</u>	
5	37.976		38.288	105.5	44.246	186.5	211.8	2:00.510		10	38.482		38.129	101.4	<u>43.902</u>	182.7	215.6	2:00.513	

7		Diogo TAVARES																	
lap	Sect-1	Speed	Sect-2	Speed	Sect-3	Speed	TopSpeed	laptime	pit	lap	Sect-1	Speed	Sect-2	Speed	Sect-3	Speed	Topspeed	laptime	pit
1			37.494	108.7	<u>43.798</u>		157.2	1:59.530		6	38.116	<u>161.0</u>	37.426	108.9	44.265	184.6	205.3	1:59.807	
2	38.086		37.421	110.8	43.934	180.9	210.5	1:59.441		7	38.018	158.6	37.663	109.9	44.068	179.1	211.4	1:59.749	
3	37.844		37.587	<u>110.9</u>	44.159	179.1	213.0	1:59.590		8	<u>37.779</u>		<u>37.389</u>	109.3	43.936	180.0	213.9	<u>1:59.104</u>	
4	38.221		37.903	105.2	44.634	180.0	207.3	2:00.758		9	38.275		37.960	106.7	44.447	182.7	216.0	2:00.682	
5	38.821		37.733	110.5	43.929	173.9	204.9	2:00.483		10	54.905		38.513	104.0	43.861	176.5	206.5	2:17.279	

10		João Pedro COSTA																	
lap	Sect-1	Speed	Sect-2	Speed	Sect-3	Speed	TopSpeed	laptime	pit	lap	Sect-1	Speed	Sect-2	Speed	Sect-3	Speed	Topspeed	laptime	pit
1			42.701	103.5	Pit In		167.2	2:22.054		3	<u>38.596</u>		40.882	109.2	44.838	<u>181.8</u>	<u>210.5</u>	<u>2:04.316</u>	
2	Pit Out		<u>38.722</u>	114.5	<u>44.302</u>			7:57.661		4	41.320		40.735	<u>115.3</u>	Pit In	178.2	206.5	2:20.223	



Caterham Racing Weekend

Autódromo Internacional do Algarve

Caterham Motorsport Iberia 420R

4 - 7 April 2024

Laps and Sector Times - RACE 1

Autodromo Internacional Algarve - 4652mtr.

11		Tomás TEIXEIRA																	
lap	Sect-1	Speed	Sect-2	Speed	Sect-3	Speed	TopSpeed	laptime	pit	lap	Sect-1	Speed	Sect-2	Speed	Sect-3	Speed	Topspeed	laptime	pit
1		134.7	40.751	102.6	45.674		169.5	2:12.101		6	39.235	<u>167.7</u>	40.230	102.9	45.004	181.8	203.8	2:04.469	
2	39.014	146.3	39.508	105.8	45.019	<u>186.5</u>	<u>216.4</u>	2:03.541		7	39.012		<u>38.360</u>	<u>114.5</u>	44.931	181.8	207.3	2:02.303	
3	39.073	142.7	39.600	104.5	45.036	180.9	210.9	2:03.709		8	39.002		39.681	105.4	44.799	177.3	206.5	2:03.482	
4	38.771		39.071	105.7	45.051	179.1	208.5	2:02.893		9	38.717		38.435	110.1	44.753	177.3	206.1	2:01.905	
5	38.641	149.4	39.595	107.6	45.082	185.6	213.9	2:03.318		10	<u>38.241</u>		39.025	95.3	<u>44.529</u>	179.1	211.4	<u>2:01.795</u>	

12		José Koi ALMEIDA																	
lap	Sect-1	Speed	Sect-2	Speed	Sect-3	Speed	TopSpeed	laptime	pit	lap	Sect-1	Speed	Sect-2	Speed	Sect-3	Speed	Topspeed	laptime	pit
1			40.451	93.3	45.708		183.1	2:11.852		6	39.519		39.568	106.4	46.013	177.3	208.1	2:05.100	
2	38.927		39.499	100.6	45.415	182.7	<u>216.4</u>	2:03.841		7	39.776		38.819	103.8	45.356	179.1	212.6	2:03.951	
3	39.295		39.912	105.0	<u>45.251</u>	179.1	213.9	2:04.458		8	<u>38.787</u>		38.999	100.6	45.277	180.9	213.0	<u>2:03.063</u>	
4	40.864		40.189	<u>107.1</u>	45.538	<u>186.5</u>	194.9	2:06.591		9	38.872		<u>38.553</u>	103.3	45.715	179.1	211.4	2:03.140	
5	39.145		39.129	102.9	45.447	177.3	206.5	2:03.721		10	38.986		38.953	104.2	45.992	183.7	215.1	2:03.931	

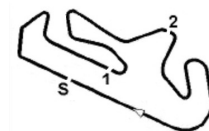
14		Bruno KNUDSEN																	
lap	Sect-1	Speed	Sect-2	Speed	Sect-3	Speed	TopSpeed	laptime	pit	lap	Sect-1	Speed	Sect-2	Speed	Sect-3	Speed	Topspeed	laptime	pit
1			38.543	103.9	43.883		166.2	2:02.562		6	<u>37.948</u>		38.753	105.3	44.236	188.5	214.7	2:00.937	
2	38.281		37.935	<u>112.4</u>	<u>43.758</u>	190.5	<u>216.0</u>	<u>1:59.974</u>		7	38.453		<u>37.819</u>	100.7	44.189	177.3	207.7	2:00.461	
3	38.910		38.755	106.0	43.849	189.5	215.1	2:01.514		8	38.539		38.848	105.2	44.401	180.0	208.9	2:01.788	
4	38.705		38.298	99.1	43.963	<u>191.5</u>	212.6	2:00.966		9	38.548		38.372	102.9	44.093	178.2	212.6	2:01.013	
5	38.295		38.230	104.2	44.159	182.7	<u>216.0</u>	2:00.684		10	38.186		38.934	106.8	45.169	184.6	211.8	2:02.289	

19		Duarte LISBOA																	
lap	Sect-1	Speed	Sect-2	Speed	Sect-3	Speed	TopSpeed	laptime	pit	lap	Sect-1	Speed	Sect-2	Speed	Sect-3	Speed	Topspeed	laptime	pit
1			38.885	105.5	44.561		165.9	2:05.586		6	41.094		39.794	106.5	44.843	187.5	210.1	2:05.731	
2	38.653		38.950	100.7	44.762	<u>188.5</u>	216.0	2:02.365		7	38.643		<u>38.396</u>	102.0	<u>44.492</u>	184.6	212.6	<u>2:01.531</u>	
3	38.684		39.214	110.3	45.151	184.6	<u>216.4</u>	2:03.049		8	<u>38.327</u>		38.476	110.8	44.929	187.5	211.8	2:01.732	
4	38.992		39.264	109.1	44.717	179.1	208.1	2:02.973		9	38.907		38.819	<u>113.0</u>	45.048	177.3	207.3	2:02.774	
5	39.253		38.601	106.7	44.555	176.5	204.9	2:02.409		10	39.627		38.405	103.6	44.543	176.5	206.5	2:02.575	

23		Diogo COSTA																	
lap	Sect-1	Speed	Sect-2	Speed	Sect-3	Speed	TopSpeed	laptime	pit	lap	Sect-1	Speed	Sect-2	Speed	Sect-3	Speed	Topspeed	laptime	pit
1			39.027	100.9	<u>44.018</u>		170.3	2:04.003		6	38.816		38.497		45.006	173.9	201.5	2:02.319	
2	<u>38.604</u>		38.554	<u>103.3</u>	44.658	<u>190.5</u>	<u>217.3</u>	<u>2:01.816</u>		7	39.075		40.063	93.8	44.756	175.6	213.4	2:03.894	
3	39.053		<u>38.415</u>	100.1	44.574	188.5	212.2	2:02.042		8	38.676		39.815	99.8	45.071	175.6	201.9	2:03.562	
4	38.625		39.510	97.9	44.834	179.1	207.7	2:02.969		9	39.042		41.608	99.4	46.336	174.8	200.0	2:06.986	
5	38.939		38.785	99.1	44.795	173.9	199.6	2:02.519		10	39.895		41.080	95.7	46.411	176.5	215.6	2:07.386	

24		Luis Filipe OLIVEIRA																	
lap	Sect-1	Speed	Sect-2	Speed	Sect-3	Speed	TopSpeed	laptime	pit	lap	Sect-1	Speed	Sect-2	Speed	Sect-3	Speed	Topspeed	laptime	pit
1			38.656	104.9	<u>43.971</u>		165.4	2:03.113		3	38.414		38.630	<u>108.4</u>	44.103	185.6	214.7	2:01.147	
2	<u>38.142</u>		<u>38.147</u>	107.8	44.167	<u>191.5</u>	<u>215.1</u>	<u>2:00.456</u>		4	39.177		57.593	89.0	Pit In	185.6	214.7	<u>2:36.187</u>	

25		Francisco VILLAR																	
lap	Sect-1	Speed	Sect-2	Speed	Sect-3	Speed	TopSpeed	laptime	pit	lap	Sect-1	Speed	Sect-2	Speed	Sect-3	Speed	Topspeed	laptime	pit
1			38.194	110.8	44.008		165.1	2:01.864		6	38.389		38.722	104.5	44.075	183.7	213.0	2:01.186	
2	38.716		<u>37.830</u>	110.0	<u>43.801</u>	<u>184.6</u>	211.8	2:00.347		7	38.930		38.513	109.3	44.005	177.3	211.4	2:01.448	



Caterham Racing Weekend

Autódromo Internacional do Algarve

Caterham Motorsport Iberia 420R

4 - 7 April 2024

Laps and Sector Times - RACE 1

Autodromo Internacional Algarve - 4652mtr.

3	38.990	38.646	110.9	44.159	182.7	212.6	2:01.795	8	38.221	37.887	109.3	44.130	177.3	204.9	<u>2:00.238</u>
4	38.765	38.678	107.8	44.094	<u>184.6</u>	213.9	2:01.537	9	38.912	38.365	106.4	44.230	180.9	203.8	2:01.507
5	<u>38.194</u>	38.089	108.7	44.208	180.0	210.9	2:00.491	10	38.603	38.251	110.1	45.020	180.0	212.2	2:01.874

29		Paulo COSTA																	
lap	Sect-1	Speed	Sect-2	Speed	Sect-3	Speed	TopSpeed	laptime	pit	lap	Sect-1	Speed	Sect-2	Speed	Sect-3	Speed	Topspeed	laptime	pit
1	45.627		40.121		45.292	86.1	183.4	2:11.169		6	40.433		39.444		45.576	174.8	205.3	2:05.453	
2	39.211		39.435		44.877	178.2	210.5	2:03.523		7	40.153		<u>38.534</u>		44.853	179.1	211.8	2:03.540	
3	39.669		39.315		45.788	<u>185.6</u>	<u>213.9</u>	2:04.772		8	39.199		39.147		<u>44.622</u>	177.3		<u>2:02.968</u>	
4	39.900		40.016		45.617	173.1	202.6	2:05.533		9	39.346		38.938		45.261	184.6	204.5	2:03.545	
5	39.578		39.229		45.393	172.2	202.2	2:04.200		10	<u>38.825</u>		39.195		45.342	175.6	207.3	2:03.362	

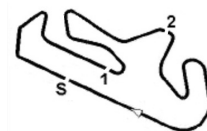
33		SARAI VA - SARAI VA																	
lap	Sect-1	Speed	Sect-2	Speed	Sect-3	Speed	TopSpeed	laptime	pit	lap	Sect-1	Speed	Sect-2	Speed	Sect-3	Speed	Topspeed	laptime	pit
1			39.112	105.4	<u>44.627</u>		164.4	2:04.931		6	40.314		40.298	108.2	45.194	174.8	202.2	2:05.806	
2	<u>38.536</u>		38.846	107.5	44.805	179.1	<u>217.7</u>	<u>2:02.187</u>		7	39.722		39.391	106.4	45.066	177.3	208.5	2:04.179	
3	38.959		38.879	110.3	45.351	173.9	205.7	2:03.189		8	38.899		39.584	110.4	45.098	176.5	206.1	2:03.581	
4	39.329		39.025	109.2	45.190	171.4	196.4	2:03.544		9	38.868		38.689	105.2	45.188	<u>180.0</u>	214.7	2:02.745	
5	40.035		38.707	103.3	44.726	169.8	195.7	2:03.468		10	39.095		<u>38.676</u>	102.2	45.015	171.4	198.9	2:02.786	

34		Daniel AZEVEDO																	
lap	Sect-1	Speed	Sect-2	Speed	Sect-3	Speed	TopSpeed	laptime	pit	lap	Sect-1	Speed	Sect-2	Speed	Sect-3	Speed	Topspeed	laptime	pit
1			40.480	105.1	45.041		170.1	2:10.381		6	41.077		39.348	109.9	45.514	174.8	191.8	2:05.939	
2	<u>38.767</u>		40.192	106.9	45.133	<u>187.5</u>	213.4	2:04.092		7	39.786		38.598	111.2	44.923	172.2	203.4	2:03.307	
3	39.870		39.665	104.5	46.039	185.6	<u>213.9</u>	2:05.574		8	39.561		38.936	115.0	44.918	177.3	206.1	2:03.415	
4	39.575		40.018	99.2	45.316	180.0	202.6	2:04.909		9	39.387		38.546	111.7	44.771	176.5	202.6	2:02.704	
5	38.861		38.395	108.5	46.186	176.5	201.5	2:03.442		10	38.963		<u>38.254</u>	<u>118.9</u>	<u>44.484</u>	177.3	207.3	<u>2:01.701</u>	

38		Ricardo PEDROSA																	
lap	Sect-1	Speed	Sect-2	Speed	Sect-3	Speed	TopSpeed	laptime	pit	lap	Sect-1	Speed	Sect-2	Speed	Sect-3	Speed	Topspeed	laptime	pit
1			39.083		44.562		171.2	2:05.247		6	38.281		38.221		44.759	179.1		2:01.261	
2	38.698		38.700		44.734	<u>189.5</u>	218.2	2:02.132		7	38.449		<u>37.713</u>		44.241	179.1	210.1	2:00.403	
3	38.247		38.127		44.537	186.5	216.4	2:00.911		8	<u>38.139</u>		37.749		<u>44.141</u>	185.6	215.6	<u>2:00.029</u>	
4	38.686		39.285		44.937	182.7	207.7	2:02.908		9	39.153		37.802		44.625	187.5	216.0	2:01.580	
5	38.278		38.190		44.520	182.7	212.6	2:00.988		10	38.933		38.545		44.386	180.9	<u>218.6</u>	2:01.864	

42		MOURA JR-MOURA																	
lap	Sect-1	Speed	Sect-2	Speed	Sect-3	Speed	TopSpeed	laptime	pit	lap	Sect-1	Speed	Sect-2	Speed	Sect-3	Speed	Topspeed	laptime	pit
1			39.209	107.4	<u>44.265</u>		174.2	2:06.015		6	40.716		38.548	107.4	44.968	177.3	206.1	2:04.232	
2	38.800		38.696	107.1	44.659	<u>188.5</u>	<u>216.4</u>	<u>2:02.155</u>		7	39.041		<u>38.467</u>	<u>110.0</u>	44.736	174.8	206.1	2:02.244	
3	38.813		39.663	106.3	44.633	187.5	215.6	2:03.109		8	38.855		39.111	107.4	44.673	177.3	206.1	2:02.639	
4	38.690		39.482	106.5	44.489	<u>188.5</u>	210.1	2:02.661		9	38.638		39.270	109.3	45.074	181.8	208.9	2:02.982	
5	38.713		38.633	109.6	45.027	180.9	206.1	2:02.373		10	<u>38.422</u>		38.769	105.0	45.110	181.8	213.4	2:02.301	

44		Nuno AFONSO																	
lap	Sect-1	Speed	Sect-2	Speed	Sect-3	Speed	TopSpeed	laptime	pit	lap	Sect-1	Speed	Sect-2	Speed	Sect-3	Speed	Topspeed	laptime	pit
1			38.100	<u>116.1</u>	<u>43.798</u>		159.8	2:01.180		6	38.309		37.567	113.9	44.144	182.7	214.3	2:00.020	
2	38.210		37.548	114.4	43.845	182.7	213.4	1:59.603		7	38.646		<u>37.517</u>	107.8	43.996	180.9	207.3	2:00.159	



Caterham Racing Weekend

Autódromo Internacional do Algarve

Caterham Motorsport Iberia 42OR

4 - 7 April 2024

Laps and Sector Times - RACE 1

Autodromo Internacional Algarve - 4652mtr.

3	<u>37.652</u>	37.587	108.9	43.935	180.9	214.3	<u>1:59.174</u>	8	37.939	37.733	112.4	43.944	181.8	215.1	1:59.616
4	38.166	37.846	108.2	44.227	182.7	215.6	2:00.239	9	37.743	37.769	106.2	43.952	181.8	<u>216.4</u>	1:59.464
5	38.404	37.540	112.9	44.149	179.1	214.7	2:00.093	10	48.545	38.588	104.1	45.554	<u>187.5</u>	214.3	2:12.687

46 Nélson GOMES																			
lap	Sect-1	Speed	Sect-2	Speed	Sect-3	Speed	TopSpeed	laptime	pit	lap	Sect-1	Speed	Sect-2	Speed	Sect-3	Speed	Topspeed	laptime	pit
1			39.635	108.8	<u>44.749</u>		183.7	2:09.710		6	39.425		<u>38.684</u>	<u>116.5</u>	45.814	169.8	194.6	2:03.923	
2	<u>38.500</u>		46.996	108.4	45.257	<u>183.7</u>	<u>210.9</u>	2:10.753		7	39.854		39.003	108.9	45.043	173.1	206.5	2:03.900	
3	39.674		38.952	113.0	45.599	169.8	195.3	2:04.225		8	38.951		38.885	111.5	44.850	173.1	203.8	<u>2:02.686</u>	
4	39.698		39.219	111.3	45.423	168.2	192.9	2:04.340		9	39.189		38.745	109.2	44.904	180.0	203.4	2:02.838	
5	39.457		38.696	109.9	45.138	170.6	194.9	2:03.291		10	39.411		38.695		45.284	174.8	206.9	2:03.390	

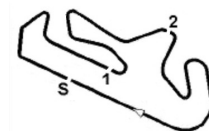
47 Guilherme DAL MASO																			
lap	Sect-1	Speed	Sect-2	Speed	Sect-3	Speed	TopSpeed	laptime	pit	lap	Sect-1	Speed	Sect-2	Speed	Sect-3	Speed	Topspeed	laptime	pit
1			38.724	105.7	<u>43.657</u>		160.2	2:01.904		6	38.778		38.857	102.6	44.014	176.5	203.4	2:01.649	
2	<u>38.224</u>		37.960	108.0	43.829	<u>186.5</u>	<u>215.1</u>	<u>2:00.013</u>		7	38.636		<u>37.871</u>	102.3	43.715	183.7	213.0	2:00.222	
3	38.824		37.939	112.6	44.783	181.8	212.6	2:01.546		8	38.508		38.225	108.0	44.971	<u>186.5</u>	209.7	2:01.704	
4	38.453		38.180	101.9	44.179	173.1	205.7	2:00.812		9	38.266		38.037	110.3	44.625	180.9	212.6	2:00.928	
5	38.397		37.947	110.1	44.680	180.9	206.5	2:01.024		10	38.573		38.541	104.3	45.201	173.1	214.7	2:02.315	

48 Sergei OREKHOV																			
lap	Sect-1	Speed	Sect-2	Speed	Sect-3	Speed	TopSpeed	laptime	pit	lap	Sect-1	Speed	Sect-2	Speed	Sect-3	Speed	Topspeed	laptime	pit
1			39.691	101.6	45.258		172.5	2:07.941		6	39.255		39.867	105.4	45.001	182.7	215.6	2:04.123	
2	38.529		38.981	101.5	44.842	180.9	215.6	2:02.352		7	39.652		38.812	103.8	44.280	185.6	216.0	2:02.744	
3	38.735	<u>165.6</u>	38.802	99.1	44.558	186.5	216.9	2:02.095		8	<u>38.194</u>		39.175	102.7	44.601	<u>187.5</u>	214.7	2:01.970	
4	39.011		39.784	103.6	44.473	184.6	209.3	2:03.268		9	38.430		<u>38.598</u>	105.1	44.582	179.1	210.1	<u>2:01.610</u>	
5	39.209		38.950	106.2	44.427	<u>187.5</u>	<u>217.3</u>	2:02.586		10	39.325		38.669	<u>107.0</u>	<u>44.083</u>	182.7	215.1	2:02.077	

52 António CORREIA																			
lap	Sect-1	Speed	Sect-2	Speed	Sect-3	Speed	TopSpeed	laptime	pit	lap	Sect-1	Speed	Sect-2	Speed	Sect-3	Speed	Topspeed	laptime	pit
1			38.500	103.2	43.835		162.2	2:02.235		4	39.443		38.682	104.2	43.865	<u>190.5</u>	213.9	2:01.990	
2	38.658		<u>38.191</u>	<u>106.6</u>	43.904	187.5	<u>215.6</u>	<u>2:00.753</u>		5	<u>37.923</u>					185.6	214.3	2:50.045	
3	38.525		38.885	104.2	<u>43.792</u>	186.5	212.2	2:01.202		6	46.672		48.713	81.6	Pit In	151.3	173.9	<u>2:45.467</u>	

61 J. J. MAGALHÃES JR																			
lap	Sect-1	Speed	Sect-2	Speed	Sect-3	Speed	TopSpeed	laptime	pit	lap	Sect-1	Speed	Sect-2	Speed	Sect-3	Speed	Topspeed	laptime	pit
1			39.448	105.3	44.447		175.0	2:07.137		6	39.218		39.974	112.4	44.919	185.6	213.9	2:04.111	
2	<u>37.982</u>		39.304	107.8	<u>43.956</u>	<u>191.5</u>	213.9	<u>2:01.242</u>		7	39.389		38.579	<u>114.9</u>	44.609	189.5	213.0	2:02.577	
3	38.665		39.286	110.3	44.725	189.5	213.9	2:02.676		8	38.307		39.387	104.5	45.007	180.0	210.9	2:02.701	
4	40.070		39.751	105.5	44.771	184.6	207.3	2:04.592		9	38.397		<u>38.368</u>	101.1	44.775	179.1	213.4	2:01.540	
5	38.710		39.118	112.4	44.845	186.5	<u>215.6</u>	2:02.673		10	38.591		39.092	112.4	44.826	181.8	215.1	2:02.509	

62 J. J. MAGALHÃES																			
lap	Sect-1	Speed	Sect-2	Speed	Sect-3	Speed	TopSpeed	laptime	pit	lap	Sect-1	Speed	Sect-2	Speed	Sect-3	Speed	Topspeed	laptime	pit
1			<u>37.347</u>		<u>43.671</u>		153.0	1:59.591		6	38.525		37.574		44.366	180.9	209.7	2:00.465	
2	38.343		37.477		44.003	<u>187.5</u>		1:59.823		7	38.120		37.669		43.900	179.1	212.2	1:59.689	
3	<u>37.845</u>		37.583		44.307	183.7	210.5	1:59.735		8	37.845		37.474		44.184	182.7	212.6	<u>1:59.503</u>	
4	38.252		37.941		44.457	180.0	212.6	2:00.650		9	37.913		37.975	<u>103.9</u>	44.145	179.1	215.6	2:00.033	



Caterham Racing Weekend

Autódromo Internacional do Algarve

Caterham Motorsport Iberia 420R

4 - 7 April 2024

Laps and Sector Times - RACE 1

Autodromo Internacional Algarve - 4652mtr.

5	38.030	37.726	44.238	181.8	<u>216.0</u>	1:59.994	10	39.372	38.212	44.788	184.6	213.4	2:02.372
---	--------	--------	--------	-------	--------------	----------	----	--------	--------	--------	-------	-------	----------

66		J. J. OLIVEIRA																	
lap	Sect-1	Speed	Sect-2	Speed	Sect-3	Speed	TopSpeed	laptime	pit	lap	Sect-1	Speed	Sect-2	Speed	Sect-3	Speed	Topspeed	laptime	pit
1			39.066		44.436		165.6	2:03.767		6	38.919		38.282	103.5	44.267	180.0	204.9	2:01.468	
2	38.341		38.136	103.6	44.147	<u>191.5</u>	214.7	2:00.624		7	<u>38.076</u>		<u>38.069</u>	106.7	44.126	183.7	214.3	<u>2:00.271</u>	
3	38.136		39.046	106.3	44.481	181.8	215.1	2:01.663		8	38.639		38.295	107.4	44.196	182.7	213.4	2:01.130	
4	38.364		38.568	108.7	44.536	181.8	215.1	2:01.468		9	38.348		38.340	106.6	44.216	182.7	<u>216.0</u>	2:00.904	
5	38.533		39.456		44.901	182.7	215.6	2:02.890		10	38.649		38.615		<u>43.926</u>	184.6	215.1	2:01.190	

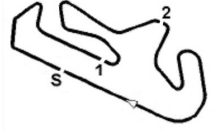
69		André CORREIA																	
lap	Sect-1	Speed	Sect-2	Speed	Sect-3	Speed	TopSpeed	laptime	pit	lap	Sect-1	Speed	Sect-2	Speed	Sect-3	Speed	Topspeed	laptime	pit
1			37.999	<u>114.6</u>	<u>44.169</u>		157.7	2:01.210		6	38.717		38.462	108.2	44.469	178.2	206.1	2:01.648	
2	38.417		<u>37.861</u>	110.8	44.222	177.3	213.9	<u>2:00.500</u>		7	38.743		38.357	103.8	44.439	176.5	204.9	2:01.539	
3	39.229		38.454	103.5	44.555	179.1	204.2	2:02.238		8	38.488		38.598	107.4	44.459	183.7	213.0	2:01.545	
4	39.347		38.438	102.7	44.173	182.7	206.9	2:01.958		9	<u>38.085</u>		38.388	106.0	44.653	<u>187.5</u>	212.2	2:01.126	
5	38.236		38.573	107.5	44.682	184.6	<u>216.0</u>	2:01.491		10	39.548		38.980	109.4	44.230	177.3	207.3	2:02.758	

72		Mico MINEIRO																	
lap	Sect-1	Speed	Sect-2	Speed	Sect-3	Speed	TopSpeed	laptime	pit	lap	Sect-1	Speed	Sect-2	Speed	Sect-3	Speed	Topspeed	laptime	pit
1			39.431	101.9	45.140		177.6	2:08.129		6	40.352		39.976	<u>106.3</u>	45.134	188.5	212.6	2:05.462	
2	<u>38.369</u>		38.658	100.0	44.930	188.5	<u>215.6</u>	2:01.957		7	40.091		39.260	100.6	45.243	179.1	204.9	2:04.594	
3	38.392		39.003	102.1	44.536	187.5	214.7	2:01.931		8	39.210		39.109	100.0	45.688	178.2	211.8	2:04.007	
4	39.200		38.948	104.5	44.625	<u>191.5</u>	204.2	2:02.773		9	39.533		39.690	94.2	45.899	177.3	210.9	2:05.122	
5	38.904		<u>38.507</u>	99.0	<u>44.450</u>	181.8	214.3	<u>2:01.861</u>		10	39.678		39.270	95.1	45.705	174.8	206.9	2:04.653	

77		Gonçalo Nobre da VEIGA																	
lap	Sect-1	Speed	Sect-2	Speed	Sect-3	Speed	TopSpeed	laptime	pit	lap	Sect-1	Speed	Sect-2	Speed	Sect-3	Speed	Topspeed	laptime	pit
1			39.035	112.1	44.429		175.3	2:04.847		6	38.031		38.003	105.9	44.504	182.7	215.6	<u>2:00.538</u>	
2	<u>37.903</u>		38.721	103.3	<u>44.300</u>	185.6	<u>216.9</u>	2:00.924		7	37.979		38.022	103.1	44.814	182.7	214.3	2:00.815	
3	38.810		38.190	109.3	44.443	181.8	214.7	2:01.443		8	38.898		37.828	<u>116.1</u>	44.785	180.9	211.4	2:01.511	
4	37.922		38.607	104.1	44.580	180.9	213.4	2:01.109		9	39.551		38.932	107.2	44.966	184.6	210.9	2:03.449	
5	38.258		<u>37.719</u>	106.4	44.836	183.7	213.4	2:00.813		10	38.731		39.037	106.7	44.561	179.1	214.7	2:02.329	

83		Pedro R. FERREIRA																	
lap	Sect-1	Speed	Sect-2	Speed	Sect-3	Speed	TopSpeed	laptime	pit	lap	Sect-1	Speed	Sect-2	Speed	Sect-3	Speed	Topspeed	laptime	pit
1			<u>37.246</u>	<u>112.4</u>	<u>43.466</u>		160.5	1:59.669		6	38.114		37.552	106.2	43.851	183.7	215.6	1:59.517	
2	38.718		37.837	107.0	44.042	<u>187.5</u>	212.6	2:00.597		7	38.646		37.694		44.090	185.6	212.6	2:00.430	
3	<u>37.781</u>		37.416	110.9	44.029	181.8	214.3	<u>1:59.226</u>		8	37.884		37.579	106.2	44.019	183.7	215.6	1:59.482	
4	38.394		37.774	108.0	44.263	184.6	205.7	2:00.431		9	37.950		37.922	104.3	44.067	186.5	<u>216.4</u>	1:59.939	
5	38.986		37.795	107.4	44.327	186.5	215.1	2:01.108		10	38.816		38.369	107.8	44.266	182.7	214.7	2:01.451	

88		Jorge SILVA																	
lap	Sect-1	Speed	Sect-2	Speed	Sect-3	Speed	TopSpeed	laptime	pit	lap	Sect-1	Speed	Sect-2	Speed	Sect-3	Speed	Topspeed	laptime	pit
1			39.202		45.598		164.9	2:08.539		4	38.949		39.522		46.307	177.3		2:04.778	
2	38.416		<u>38.877</u>	<u>103.3</u>	<u>45.385</u>	185.6	<u>216.9</u>	<u>2:02.678</u>		5	39.115		40.294		Pit In	173.9	198.9	2:14.892	
3	<u>38.302</u>		39.825		45.831	<u>191.5</u>	<u>216.9</u>	2:03.958		6									



Caterham Racing Weekend

Autódromo Internacional do Algarve

Caterham Motorsport Iberia 42OR
Laps and Sector Times - RACE 1

4 - 7 April 2024
Autodromo Internacional Algarve - 4652mtr.

92		João Aguiar BRANCO																	
lap	Sect-1	Speed	Sect-2	Speed	Sect-3	Speed	TopSpeed	laptime	pit	lap	Sect-1	Speed	Sect-2	Speed	Sect-3	Speed	Topspeed	laptime	pit
1		157.2	38.249	100.6	44.264		170.3	2:03.062		6	38.738	169.0	37.912	106.5	44.577	177.3	205.3	2:01.227	
2	38.562		38.137	103.1	44.150	185.6	215.1	2:00.849		7	38.824		37.724	104.1	44.000	175.6	205.3	2:00.548	
3	38.214		38.689	103.4	44.355	183.7	215.1	2:01.258		8	38.304		37.810	111.5	44.090	183.7	211.4	2:00.204	
4	38.685		40.237	107.8	44.281	180.0	214.7	2:03.203		9	39.167		38.062	110.9	43.977	187.5	214.7	2:01.206	
5	38.611		38.532	108.7	44.868	187.5	210.5	2:02.011		10	39.295		39.510	111.2	44.065	187.5	211.4	2:02.870	

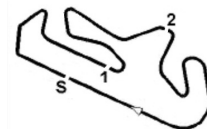
99		TEIXEIRA-TEIXEIRA																	
lap	Sect-1	Speed	Sect-2	Speed	Sect-3	Speed	TopSpeed	laptime	pit	lap	Sect-1	Speed	Sect-2	Speed	Sect-3	Speed	Topspeed	laptime	pit
1			41.141	99.3	46.545		179.1	2:14.239		6	40.965		41.483	94.3	47.701	168.2	198.5	2:10.149	
2	40.358		42.088	97.4	46.945	179.1	209.7	2:09.391		7	41.865		42.293	89.6	47.128	173.1	202.2	2:11.286	
3	40.993		41.434	93.6	47.602	174.8	204.5	2:10.029		8	41.665		41.119	95.0	46.588	174.8	203.8	2:09.372	
4	42.861		42.129	95.4	47.002	170.6	167.4	2:11.992		9	40.012		40.418	96.7	46.162	174.8	203.8	2:06.592	
5	40.685		41.568	89.0	47.954	174.8	205.3	2:10.207		10	40.146		40.790	95.3	46.247	175.6	204.9	2:07.183	

119		Mark STANSFIELD																	
lap	Sect-1	Speed	Sect-2	Speed	Sect-3	Speed	TopSpeed	laptime	pit	lap	Sect-1	Speed	Sect-2	Speed	Sect-3	Speed	Topspeed	laptime	pit
1			38.559	110.8	44.178		172.5	2:03.815		6	38.138		38.160	113.6	44.942	178.2	205.3	2:01.240	
2	38.481		38.225	107.6	44.297	190.5	216.4	2:01.003		7	38.547		38.127	111.0	44.368	180.9	213.9	2:01.042	
3	38.033		38.307	106.3	44.268	184.6	216.0	2:00.608		8	38.406		37.717	119.5	45.113	185.6	216.0	2:01.236	
4	38.572		38.641	108.7	44.530	185.6	216.4	2:01.743		9	39.172		37.888	114.3	44.465	177.3	211.4	2:01.525	
5	38.842		37.929	111.9	44.550	179.1	208.9	2:01.321		10	38.662		37.959	117.8	44.649	185.6	210.9	2:01.270	

137		Tom OVERTON																	
lap	Sect-1	Speed	Sect-2	Speed	Sect-3	Speed	TopSpeed	laptime	pit	lap	Sect-1	Speed	Sect-2	Speed	Sect-3	Speed	Topspeed	laptime	pit
1			40.176	109.8	45.206		177.6	2:08.939		6	39.598		39.539	113.7	45.393	171.4	203.0	2:04.530	
2	39.276		40.349	112.1	44.843	182.7	209.3	2:04.468		7	39.592		38.465	119.1	44.876	172.2	207.7	2:02.933	
3	39.337		39.212	114.9	45.197	180.9	205.3	2:03.746		8	38.837		39.764	112.7	45.191	178.2	210.1	2:03.792	
4	39.556		39.188	116.0	45.468	174.8	200.7	2:04.212		9	38.701		38.464	113.4	44.845	175.6	205.3	2:02.010	
5	39.100		39.722	109.6	45.320	173.9	201.1	2:04.142		10	38.895		38.695	108.8	45.176	176.5	206.9	2:02.766	

164		Gary TOOTELL																	
lap	Sect-1	Speed	Sect-2	Speed	Sect-3	Speed	TopSpeed	laptime	pit	lap	Sect-1	Speed	Sect-2	Speed	Sect-3	Speed	Topspeed	laptime	pit
1			39.495	105.2	44.720		175.6	2:07.106		5	38.965		38.823	111.5	44.453	182.7	215.1	2:02.241	
2	38.608		39.146	101.4	45.001	183.7	203.0	2:02.755		6	39.743		39.064	111.2	44.948	185.6	211.4	2:03.755	
3	38.833		38.550	109.3	44.664	179.1	210.5	2:02.047		7	38.863		38.619	108.2	44.715	178.2	211.4	2:02.197	
4	39.182		39.558	110.3	44.643	184.6	200.7	2:03.383		8	39.092		40.321	81.1	Pit In	180.9	209.3	2:27.090	

168		Ian DYBLE																	
lap	Sect-1	Speed	Sect-2	Speed	Sect-3	Speed	TopSpeed	laptime	pit	lap	Sect-1	Speed	Sect-2	Speed	Sect-3	Speed	Topspeed	laptime	pit
1		138.6	40.242	107.9	45.435		180.0	2:10.331		6	38.762	157.7	38.703	110.4	45.405	177.3	206.9	2:02.870	
2	39.158	154.7	39.598	106.1	45.056	183.7	216.4	2:03.812		7	39.748	152.3	38.802	115.1	44.813	176.5	206.1	2:03.363	
3	39.456	153.6	39.180	101.7	45.142	181.8	213.4	2:03.778		8	38.866	151.5	40.048	108.7	44.526	177.3	217.3	2:03.440	
4	39.708	128.7	39.278	109.2	45.137	184.6	196.7	2:04.123		9	38.677	161.9	38.738	108.7	45.523	185.6	216.0	2:02.938	
5	39.235	153.6	39.723	106.6	52.360	182.7	214.3	2:11.318		10	39.348	150.6	39.060	104.1	45.293	184.6	215.1	2:03.701	



Caterham Racing Weekend

Autódromo Internacional do Algarve

Caterham Motorsport Iberia 420R

4 - 7 April 2024

Laps and Sector Times - RACE 1

Autodromo Internacional Algarve - 4652mtr.

172		Martin AMISON																	
lap	Sect-1	Speed	Sect-2	Speed	Sect-3	Speed	TopSpeed	laptime	pit	lap	Sect-1	Speed	Sect-2	Speed	Sect-3	Speed	Topspeed	laptime	pit
1			40.112	106.6	44.859		180.0	2:08.898		6	39.222		40.476	103.0	44.494	<u>188.5</u>	213.9	2:04.192	
2	38.919		38.864	<u>113.6</u>	44.445	<u>188.5</u>	215.6	2:02.228		7	39.744		39.225	99.5	44.751	<u>188.5</u>	<u>216.9</u>	2:03.720	
3	39.249		38.678	108.9	44.637	186.5	216.4	2:02.564		8	38.457		38.691	106.9	44.686	184.6	<u>216.9</u>	2:01.834	
4	38.743		39.298	108.3	44.407	184.6	<u>216.9</u>	2:02.448		9	<u>38.394</u>		<u>38.504</u>	108.0	44.539	184.6	214.3	<u>2:01.437</u>	
5	39.493		38.815	103.3	<u>44.320</u>	<u>188.5</u>	214.3	2:02.628		10	40.054		38.663	111.8	44.666	184.6	216.0	2:03.383	

188		Phil JENKINS																	
lap	Sect-1	Speed	Sect-2	Speed	Sect-3	Speed	TopSpeed	laptime	pit	lap	Sect-1	Speed	Sect-2	Speed	Sect-3	Speed	Topspeed	laptime	pit
1			38.807	108.3	44.514		172.5	2:05.671		3	38.453		<u>37.604</u>	116.8	44.205	<u>187.5</u>	214.3	<u>2:00.262</u>	
2	38.111		38.129	<u>119.3</u>	<u>44.047</u>	<u>187.5</u>	216.4	2:00.287		4									