

## Caterham Racing Weekend

### Autódromo Internacional do Algarve

Caterham Motorsport Iberia 42OR  
Laps and Sector Times - QUALIFYING

4 - 7 April 2024  
Autodromo Internacional Algarve - 4652mtr.

1		Alex AREIA																	
lap	Sect-1	Speed	Sect-2	Speed	Sect-3	Speed	TopSpeed	laptime	pit	lap	Sect-1	Speed	Sect-2	Speed	Sect-3	Speed	Topspeed	laptime	pit
1	Pit Out		38.569	103.2	44.313			2:00.516		4	Pit Out		42.611	112.5	45.438			4:08.176	
2	37.665		37.672	115.6	43.958	186.5	210.9	1:59.295		5	38.040		43.669	80.2	55.273	182.7	206.9	2:16.982	
3	38.688		44.879	72.4	Pit In	180.0	210.1	2:33.021		6	37.658		37.050	119.5	43.809	182.7	208.5	1:58.517	

2		SETAS-PINTO																	
lap	Sect-1	Speed	Sect-2	Speed	Sect-3	Speed	TopSpeed	laptime	pit	lap	Sect-1	Speed	Sect-2	Speed	Sect-3	Speed	Topspeed	laptime	pit
1	Pit Out		41.796	99.5	45.767			2:08.846		5	39.099		38.753	95.9	45.244	178.2	210.9	2:03.096	D
2	39.360		39.026	103.9	44.885	178.2	207.3	2:03.271		6	38.785		41.188	98.3	45.074	183.7	216.0	2:05.047	D
3	38.906		38.712	106.7	Pit In	181.8	212.6	2:24.959		7	39.348		38.647	104.4	45.178	173.9	202.6	2:03.173	
4	Pit Out		41.383	96.4	44.655			3:59.208		8									

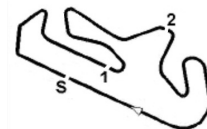
3		Duarte CAMELO																	
lap	Sect-1	Speed	Sect-2	Speed	Sect-3	Speed	TopSpeed	laptime	pit	lap	Sect-1	Speed	Sect-2	Speed	Sect-3	Speed	Topspeed	laptime	pit
1	Pit Out		40.948	106.9	46.457			2:11.407		5	39.348		38.669	109.2	45.203	181.8	215.6	2:03.220	
2	39.796		39.399	103.0	44.846	175.6	207.7	2:04.041		6	39.136		38.665	106.3	45.525	183.7	215.6	2:03.326	
3	39.136		38.637	112.9	53.279	184.6	211.4	2:11.052		7	39.992		39.980	103.8	Pit In	176.5	208.5	2:23.902	
4	1:04.879		1:09.818	57.1	1:12.798	86.7	100.5	3:27.495		8									

4		Rafael LOBATO																	
lap	Sect-1	Speed	Sect-2	Speed	Sect-3	Speed	TopSpeed	laptime	pit	lap	Sect-1	Speed	Sect-2	Speed	Sect-3	Speed	Topspeed	laptime	pit
1	Pit Out		40.779	108.7	44.080			2:08.099		5	37.752		38.274	106.1	44.365	185.6	208.1	2:00.391	D
2	38.141		38.289	108.1	44.294	183.7	209.7	2:00.724		6	39.739		37.829	102.0	44.162	176.5	186.9	2:01.730	
3	42.753		43.744	106.6	51.710	178.2	203.8	2:18.207		7	37.872		37.385	110.8	44.610	185.6	208.9	1:59.867	
4	44.097		39.427	103.3	44.537	180.9	195.7	2:08.061		8									

5		Tiago LOUREIRO																	
lap	Sect-1	Speed	Sect-2	Speed	Sect-3	Speed	TopSpeed	laptime	pit	lap	Sect-1	Speed	Sect-2	Speed	Sect-3	Speed	Topspeed	laptime	pit
1	Pit Out		42.636	84.8	57.775			2:22.248		5	39.385		38.746	105.7	44.668	175.6	200.7	2:02.799	
2	38.155		38.590	101.9	44.418	181.8	216.0	2:01.163		6	37.909		38.280	97.0	44.835	181.8	214.7	2:01.024	
3	39.073		48.318	87.4	55.699	187.5	212.6	2:23.090		7	38.761		38.641	102.0	45.213	180.9	213.0	2:02.615	
4	52.103		47.508	87.2	48.816	112.5	131.1	2:28.427		8									

7		Diogo TAVARES																	
lap	Sect-1	Speed	Sect-2	Speed	Sect-3	Speed	TopSpeed	laptime	pit	lap	Sect-1	Speed	Sect-2	Speed	Sect-3	Speed	Topspeed	laptime	pit
1	Pit Out		40.224	114.4	44.284			2:04.181		5	37.753		37.179	110.5	44.532	180.0	216.4	1:59.464	
2	37.615		38.109	105.9	44.074	185.6	212.2	1:59.798	D	6	38.468		43.740	110.5	43.895	177.3	215.6	2:06.103	
3	37.743		37.323	114.4	54.481	185.6	213.4	2:09.547		7	39.127		39.652	110.4	46.617	186.5	216.0	2:05.396	
4	1:04.363	84.6	1:09.924	58.5	1:13.037	92.3	89.0	3:27.324		8									

10		João Pedro COSTA																	
lap	Sect-1	Speed	Sect-2	Speed	Sect-3	Speed	TopSpeed	laptime	pit	lap	Sect-1	Speed	Sect-2	Speed	Sect-3	Speed	Topspeed	laptime	pit
1	Pit Out		38.743	108.1	44.749			2:02.469		4	Pit Out		42.567	112.7	45.322			4:07.549	
2	38.209		38.112	110.2	43.895	175.6	212.6	2:00.216		5	40.245		40.676	102.9	Pit In	173.1	205.3	2:20.174	
3	38.077		44.854	73.5	Pit In	183.7	214.7	2:32.979		6									



## Caterham Racing Weekend

### Autódromo Internacional do Algarve

Caterham Motorsport Iberia 420R

4 - 7 April 2024

Laps and Sector Times - QUALIFYING

Autodromo Internacional Algarve - 4652mtr.

11		Tomás TEIXEIRA																	
lap	Sect-1	Speed	Sect-2	Speed	Sect-3	Speed	TopSpeed	laptime	pit	lap	Sect-1	Speed	Sect-2	Speed	Sect-3	Speed	Topspeed	laptime	pit
1	Pit Out	148.1	40.420	107.5	45.689			2:06.212		5	38.887	161.7	38.537	106.6	45.568	180.9	<u>215.1</u>	2:02.992	
2		39.029	39.090	105.9	44.926	183.7	213.9	2:03.045		6	39.004		38.569	105.4	<u>44.545</u>	180.0	208.1	<u>2:02.118</u>	
3		<u>38.309</u>	<u>162.7</u>	<u>38.412</u>	<u>109.1</u>	54.182	<u>186.5</u>	213.9	2:10.903	7	40.081	141.7	40.260	107.1	Pit In	181.8	<u>215.1</u>	2:21.733	
4	1:04.956	76.9	1:09.659	57.1	1:12.817	93.3	85.5	3:27.432		8									

12		José Koi ALMEIDA																	
lap	Sect-1	Speed	Sect-2	Speed	Sect-3	Speed	TopSpeed	laptime	pit	lap	Sect-1	Speed	Sect-2	Speed	Sect-3	Speed	Topspeed	laptime	pit
1	Pit Out		40.438	92.2	45.378			2:06.374		4	Pit Out		42.982	105.3	46.861			3:49.715	
2		<u>39.065</u>	<u>38.788</u>	<u>111.9</u>	45.491	<u>181.8</u>	<u>216.0</u>	<u>2:03.344</u>		5	40.479		41.401	104.1	<u>45.369</u>	175.6	203.0	2:07.249	
3	39.601		42.224	87.5	Pit In	179.1	211.4	2:26.059		6	39.357		39.269	91.2	Pit In	178.2	207.3	2:15.514	

14		Bruno KNUDSEN																	
lap	Sect-1	Speed	Sect-2	Speed	Sect-3	Speed	TopSpeed	laptime	pit	lap	Sect-1	Speed	Sect-2	Speed	Sect-3	Speed	Topspeed	laptime	pit
1	Pit Out		40.283	103.5	44.948			2:04.798		4	Pit Out		42.927	110.3	44.153			3:45.074	
2		38.067	<u>37.987</u>	106.3	<u>43.837</u>	181.8	213.0	<u>1:59.891</u>		5	<u>37.879</u>		38.946	89.7	47.356	186.5	211.8	2:04.181	
3	38.394		38.798	<u>111.1</u>	Pit In	<u>187.5</u>	215.1	2:22.991		6	43.773		44.031	96.9	46.482	183.7	<u>216.4</u>	2:14.286	

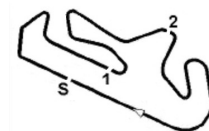
19		Duarte LISBOA																	
lap	Sect-1	Speed	Sect-2	Speed	Sect-3	Speed	TopSpeed	laptime	pit	lap	Sect-1	Speed	Sect-2	Speed	Sect-3	Speed	Topspeed	laptime	pit
1	Pit Out		57.327	85.4	52.063			2:40.539		4	Pit Out		40.774	106.9	44.557			4:25.269	
2		39.004	38.567	<u>117.4</u>	44.776	180.9	<u>214.7</u>	2:02.347		5	<u>38.438</u>		38.016	106.1	<u>44.442</u>	180.9	210.9	<u>2:00.896</u>	
3	40.800		49.418	96.7	Pit In	178.2	208.9	2:33.497		6	38.498		<u>37.912</u>	109.2	45.357	<u>181.8</u>	213.9	2:01.767	

23		Diogo COSTA																	
lap	Sect-1	Speed	Sect-2	Speed	Sect-3	Speed	TopSpeed	laptime	pit	lap	Sect-1	Speed	Sect-2	Speed	Sect-3	Speed	Topspeed	laptime	pit
1	Pit Out		57.845	86.1	51.300			2:42.225		4	Pit Out		42.162	102.1	<u>43.795</u>			<del>4:29.758</del> D	
2		<u>38.524</u>	38.274	106.0	44.004	<u>189.5</u>	<u>216.9</u>	<u>2:00.802</u>		5	38.574		<u>38.005</u>	<u>110.9</u>	44.546	186.5	211.8	2:01.125	
3	39.945		51.192	91.0	Pit In	181.8	213.9	2:35.486		6	38.531		41.689	94.6	Pit In	175.6	203.8	2:19.484	

24		Luis Filipe OLIVEIRA																	
lap	Sect-1	Speed	Sect-2	Speed	Sect-3	Speed	TopSpeed	laptime	pit	lap	Sect-1	Speed	Sect-2	Speed	Sect-3	Speed	Topspeed	laptime	pit
1	Pit Out		58.952	94.4	51.638			2:38.329		4	Pit Out		38.122	105.2	43.962			2:57.540	
2		38.195	37.977	85.0	45.211	185.6	211.8	2:01.383		5	37.933		38.508	103.5	<u>43.757</u>	<u>186.5</u>	209.7	2:00.198	
3	42.426		47.600	91.5	Pit In	185.6	213.4	2:31.496		6	<u>37.897</u>		<u>37.941</u>	<u>112.1</u>	44.209	185.6	<u>215.1</u>	<u>2:00.047</u>	

25		Francisco VILLAR																	
lap	Sect-1	Speed	Sect-2	Speed	Sect-3	Speed	TopSpeed	laptime	pit	lap	Sect-1	Speed	Sect-2	Speed	Sect-3	Speed	Topspeed	laptime	pit
1	Pit Out		45.945	78.2	58.099			2:23.616		4	Pit Out		<u>37.872</u>	<u>116.1</u>	45.739			4:19.495	
2		38.292	38.484	99.4	<u>43.930</u>	179.1	209.3	2:00.706		5	<u>37.728</u>		38.197	111.5	44.133	<u>187.5</u>	212.2	<u>2:00.058</u>	
3	39.256		49.013	90.1	Pit In	177.3	206.1	2:32.013		6	39.400		39.280	105.1	46.484	186.5	<u>215.6</u>	2:05.164	

27		Ivo PRADA																	
lap	Sect-1	Speed	Sect-2	Speed	Sect-3	Speed	TopSpeed	laptime	pit	lap	Sect-1	Speed	Sect-2	Speed	Sect-3	Speed	Topspeed	laptime	pit
1	Pit Out		53.529	80.4	52.125			2:30.813		3	43.434		48.032	91.1	Pit In	173.9	<u>210.5</u>	2:33.630	
2		<u>39.155</u>	<u>39.828</u>	<u>101.9</u>	<u>45.215</u>	<u>176.5</u>	206.9	2:04.198		4									



## Caterham Racing Weekend

### Autódromo Internacional do Algarve

Caterham Motorsport Iberia 420R  
Laps and Sector Times - QUALIFYING

4 - 7 April 2024  
Autodromo Internacional Algarve - 4652mtr.

29		Paulo COSTA																		
lap	Sect-1	Speed	Sect-2	Speed	Sect-3	Speed	TopSpeed	laptime	pit	lap	Sect-1	Speed	Sect-2	Speed	Sect-3	Speed	Topspeed	laptime	pit	
1	Pit Out		<u>58.021</u>		<u>51.946</u>			<u>2:40.707</u>		2										

33		SARAI VA - SARAI VA																	
lap	Sect-1	Speed	Sect-2	Speed	Sect-3	Speed	TopSpeed	laptime	pit	lap	Sect-1	Speed	Sect-2	Speed	Sect-3	Speed	Topspeed	laptime	pit
1	Pit Out		38.875	107.4	<u>44.405</u>			<u>2:00.540</u>		5	38.630		38.755	101.2	47.597	<u>179.1</u>	<u>213.4</u>	<u>2:04.982</u>	
2	<u>38.385</u>		<u>37.930</u>	<u>116.0</u>	44.479	<u>179.1</u>	208.1	<u>2:00.794</u>		6	38.824		41.342	103.0	45.095	174.8	200.7	<u>2:05.267</u>	D
3	38.671		43.461	68.9	Pit In	175.6	205.7	<u>2:34.049</u>		7	39.603		38.700	103.9	Pit In	171.4	198.2	<u>2:29.678</u>	
4	Pit Out		42.541	115.1	45.017			<u>4:05.333</u>		8									

34		Daniel AZEVEDO																	
lap	Sect-1	Speed	Sect-2	Speed	Sect-3	Speed	TopSpeed	laptime	pit	lap	Sect-1	Speed	Sect-2	Speed	Sect-3	Speed	Topspeed	laptime	pit
1	Pit Out		40.842	102.0	45.676			<u>2:06.261</u>		5	<u>38.890</u>		<u>38.884</u>	96.7	45.767	180.0	209.7	<u>2:03.541</u>	
2	39.295		39.081	108.4	44.569	182.7	<u>215.6</u>	<u>2:02.945</u>		6	38.899		39.403	96.7	<u>44.501</u>	180.9	213.9	<u>2:02.803</u>	
3	40.411		39.230	98.4	Pit In	<u>188.5</u>	210.1	<u>2:18.919</u>		7	44.284		43.817	104.7	Pit In	180.9	195.7	<u>2:40.875</u>	
4	Pit Out		42.947	<u>109.6</u>	44.510			<u>3:54.992</u>		8									

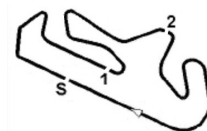
38		Ricardo PEDROSA																	
lap	Sect-1	Speed	Sect-2	Speed	Sect-3	Speed	TopSpeed	laptime	pit	lap	Sect-1	Speed	Sect-2	Speed	Sect-3	Speed	Topspeed	laptime	pit
1	Pit Out		45.341		56.323			<u>2:23.664</u>		4	Pit Out		39.497		45.395			<u>4:21.201</u>	
2	39.331		39.215	<u>96.9</u>	44.783	176.5	203.4	<u>2:03.329</u>		5	38.406		<u>37.725</u>		<u>44.771</u>	182.7	210.9	<u>2:00.902</u>	
3	39.701		48.124		Pit In	180.9	198.5	<u>2:32.354</u>		6	<u>38.082</u>		38.324		45.180	<u>187.5</u>	<u>211.4</u>	<u>2:01.586</u>	

42		MOURA JR-MOURA																	
lap	Sect-1	Speed	Sect-2	Speed	Sect-3	Speed	TopSpeed	laptime	pit	lap	Sect-1	Speed	Sect-2	Speed	Sect-3	Speed	Topspeed	laptime	pit
1	Pit Out		39.745	96.9	45.867			<u>2:05.128</u>		5	<u>38.289</u>		38.475	99.4	44.862	180.0	210.1	<u>2:01.626</u>	D
2	38.576		<u>38.333</u>	104.5	44.970	180.9	212.2	<u>2:01.879</u>		6	42.101		40.428	100.1	<u>44.408</u>	181.8	205.7	<u>2:06.937</u>	
3	38.799		38.500	<u>109.4</u>	Pit In	<u>184.6</u>	<u>213.0</u>	<u>2:16.553</u>		7	38.797		38.924	100.1	Pit In	181.8	205.7	<u>2:18.004</u>	
4	Pit Out		43.245	103.8	44.509			<u>3:53.855</u>		8									

44		Nuno AFONSO																	
lap	Sect-1	Speed	Sect-2	Speed	Sect-3	Speed	TopSpeed	laptime	pit	lap	Sect-1	Speed	Sect-2	Speed	Sect-3	Speed	Topspeed	laptime	pit
1	Pit Out		39.203	101.8	44.417			<u>2:02.812</u>		4	Pit Out		42.665	104.5	<u>44.117</u>			<u>4:17.287</u>	
2	37.731		<u>37.814</u>	106.5	44.272	<u>182.7</u>	<u>214.7</u>	<u>1:59.817</u>	D	5	<u>37.722</u>		38.049	105.3	44.457	181.8	212.2	<u>2:00.228</u>	
3	38.286		39.305	89.8	Pit In	179.1	210.1	<u>2:20.582</u>		6	48.038		41.681	106.1	44.203	176.5	203.4	<u>2:13.922</u>	D

46		Nélson GOMES																	
lap	Sect-1	Speed	Sect-2	Speed	Sect-3	Speed	TopSpeed	laptime	pit	lap	Sect-1	Speed	Sect-2	Speed	Sect-3	Speed	Topspeed	laptime	pit
1	Pit Out		40.333	113.1	45.129			<u>2:06.369</u>		4	Pit Out		39.096	109.6	44.705			<u>4:23.904</u>	
2	45.922		<u>38.203</u>	113.8	<u>44.462</u>	176.5	202.6	<u>2:08.587</u>		5	40.025		38.921	116.1	45.269	177.3	204.9	<u>2:04.215</u>	
3	<u>38.456</u>		38.382	105.8	Pit In	<u>180.0</u>	<u>209.3</u>	<u>2:22.204</u>		6	44.358		38.772	<u>116.5</u>	45.588	165.9	182.4	<u>2:08.718</u>	

47		Guilherme DAL MASO																	
lap	Sect-1	Speed	Sect-2	Speed	Sect-3	Speed	TopSpeed	laptime	pit	lap	Sect-1	Speed	Sect-2	Speed	Sect-3	Speed	Topspeed	laptime	pit
1	Pit Out		58.828	86.7	51.895			<u>2:38.711</u>		5	<u>37.949</u>		<u>37.903</u>	<u>108.7</u>	<u>43.990</u>	179.1	209.7	<u>1:59.842</u>	
2	38.859		38.093	89.8	44.221	176.5	186.5	<u>2:01.173</u>		6	42.390		37.948	103.6	44.567	<u>186.5</u>	214.7	<u>2:04.905</u>	
3	42.328		47.583	91.3	51.420	179.1	210.9	<u>2:21.331</u>		7	38.151		38.679	102.2	Pit In	180.0	<u>215.1</u>	<u>4:15.937</u>	
4	47.401		44.225	84.8	47.667	108.4	146.1	<u>2:19.293</u>		8									



## Caterham Racing Weekend

Autódromo Internacional do Algarve

Caterham Motorsport Iberia 42OR

4 - 7 April 2024

Laps and Sector Times - QUALIFYING

Autodromo Internacional Algarve - 4652mtr.

48		Sergei OREKHOV																	
lap	Sect-1	Speed	Sect-2	Speed	Sect-3	Speed	TopSpeed	laptime	pit	lap	Sect-1	Speed	Sect-2	Speed	Sect-3	Speed	Topspeed	laptime	pit
1	Pit Out		40.456	94.8	44.906			2:04.815		5	38.513	162.7	<u>38.414</u>	<u>108.0</u>	44.988	<u>186.5</u>	209.3	2:01.915	
2	<u>38.031</u>	163.4	38.541	104.8	44.600	182.7	<u>214.7</u>	<u>2:01.172</u>		6	38.771	151.9	38.758	101.9	44.669	176.5	206.5	2:02.198	
3	38.070	165.9	38.597	101.2	Pit In	181.8	214.3	2:21.263		7	39.103		40.559	97.0	45.590	171.4	200.0	2:05.252	
4	Pit Out	86.3	41.247	107.2	<u>44.172</u>			3:46.034		8									

52		António CORREIA																	
lap	Sect-1	Speed	Sect-2	Speed	Sect-3	Speed	TopSpeed	laptime	pit	lap	Sect-1	Speed	Sect-2	Speed	Sect-3	Speed	Topspeed	laptime	pit
1	Pit Out		38.846	109.9	45.917			2:03.942		5	43.998		37.968	108.7	45.108	134.3	166.7	2:07.074	
2	38.553		<u>37.819</u>	102.5	<u>43.993</u>	177.3	197.4	<del>2:00.365</del> D		6	38.057		37.861	100.8	44.019	176.5	208.9	<u>1:59.937</u>	
3	<u>37.820</u>		37.999	<u>112.1</u>	48.346	<u>189.5</u>	<u>211.4</u>	2:04.165		7	39.186		38.251	98.9	Pit In	177.3	198.9	2:10.212	
4	44.012		51.906	72.4	1:09.016	134.3	158.6	2:44.934		8									

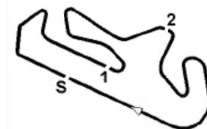
61		J. J. MAGALHÃES JR																	
lap	Sect-1	Speed	Sect-2	Speed	Sect-3	Speed	TopSpeed	laptime	pit	lap	Sect-1	Speed	Sect-2	Speed	Sect-3	Speed	Topspeed	laptime	pit
1	Pit Out		57.783	87.8	51.967			2:44.016		4	Pit Out		42.429	106.7	44.357			4:32.602	
2	<u>38.579</u>		<u>38.641</u>	<u>117.6</u>	<u>44.083</u>	181.8	210.9	<u>2:01.303</u>		5	38.738		39.332	110.3	44.402	180.9	208.5	2:02.472	
3	39.126		51.853	97.0	Pit In	<u>186.5</u>	215.6	2:32.763		6	39.557		38.983	114.5	45.093	182.7	<u>216.9</u>	2:03.633	

62		J. J. MAGALHÃES																	
lap	Sect-1	Speed	Sect-2	Speed	Sect-3	Speed	TopSpeed	laptime	pit	lap	Sect-1	Speed	Sect-2	Speed	Sect-3	Speed	Topspeed	laptime	pit
1	Pit Out		57.874		51.376			2:42.562		4	Pit Out		41.890		44.188			4:34.527	
2	38.287		<u>37.418</u>		43.953	<u>188.5</u>	<u>214.3</u>	1:59.658		5	<u>37.674</u>		37.689		<u>43.731</u>	186.5	213.9	<u>1:59.094</u>	
3	39.144		51.941		Pit In	181.8	212.2	2:32.007		6	44.013		46.143		Pit In	186.5	213.4	5:05.851	

66		J. J. OLIVEIRA																	
lap	Sect-1	Speed	Sect-2	Speed	Sect-3	Speed	TopSpeed	laptime	pit	lap	Sect-1	Speed	Sect-2	Speed	Sect-3	Speed	Topspeed	laptime	pit
1	Pit Out		44.372		1:01.622			2:25.995		5	38.466		<u>37.656</u>		44.488	<u>189.5</u>	214.3	<del>2:00.610</del> D	
2	38.517		38.200	110.3	<u>44.394</u>	179.1	210.1	<del>2:01.111</del> D		6	39.974		38.820	101.1	45.066	180.9	<u>215.1</u>	2:03.860	
3	<u>38.342</u>		37.962	<u>113.7</u>	51.949	179.1	208.9	2:08.253		7	39.273		38.424	110.0	45.191	185.6	214.3	<u>2:02.888</u>	
4	1:01.781		1:10.120	54.2	1:09.499	101.1	108.7	3:21.400		8									

69		André CORREIA																	
lap	Sect-1	Speed	Sect-2	Speed	Sect-3	Speed	TopSpeed	laptime	pit	lap	Sect-1	Speed	Sect-2	Speed	Sect-3	Speed	Topspeed	laptime	pit
1	Pit Out		40.311	96.1	44.798			2:04.887		4	Pit Out	<u>107.9</u>	43.013	<u>104.5</u>	44.058			3:44.403	
2	<u>37.988</u>		<u>37.914</u>	103.7	<u>43.637</u>	<u>190.5</u>	214.7	<u>1:59.539</u>		5	38.469		39.622	86.6	58.140	187.5	210.1	2:16.231	
3	38.311		39.166	94.2	Pit In	187.5	<u>215.1</u>	2:23.427		6	38.605		38.230	103.6	43.972	174.8	201.9	2:00.807	

72		Mico MINEIRO																	
lap	Sect-1	Speed	Sect-2	Speed	Sect-3	Speed	TopSpeed	laptime	pit	lap	Sect-1	Speed	Sect-2	Speed	Sect-3	Speed	Topspeed	laptime	pit
1	Pit Out		42.004	96.9	45.175			2:06.583		5	39.275		<u>37.971</u>	105.6	<u>44.387</u>	<u>183.7</u>	195.3	<u>2:01.633</u>	
2	38.384		38.742	93.6	44.600	<u>183.7</u>	<u>216.0</u>	2:01.726		6	38.790		38.532	<u>105.8</u>	45.124	181.8	212.6	2:02.446	
3	<u>38.295</u>		38.129	98.8	48.762	180.0	212.2	2:05.186		7	39.207		38.897	105.6	Pit In	180.0	204.5	2:14.085	
4	1:04.981		1:09.847	59.0	1:11.407	104.3	85.9	3:26.235		8									



## Caterham Racing Weekend

### Autódromo Internacional do Algarve

Caterham Motorsport Iberia 420R  
Laps and Sector Times - QUALIFYING

4 - 7 April 2024  
Autodromo Internacional Algarve - 4652mtr.

77		Gonçalo Nobre da VEIGA																	
lap	Sect-1	Speed	Sect-2	Speed	Sect-3	Speed	TopSpeed	laptime	pit	lap	Sect-1	Speed	Sect-2	Speed	Sect-3	Speed	Topspeed	laptime	pit
1	Pit Out		39.829	96.3	45.152			2:05.349		5	38.451		<u>37.676</u>	111.0	45.149	180.0	209.3	<u>2:01.276</u>	
2	38.317		38.205	<u>114.9</u>	<u>44.957</u>	<u>187.5</u>	<u>213.4</u>	2:01.479		6	38.956		38.521	102.4	45.308	182.7	208.9	2:02.785	
3	<u>37.985</u>		37.735	112.6	53.910	178.2	212.6	2:09.630		7	39.563		38.295	110.1	45.872	178.2	200.0	2:03.730	
4	1:05.051		1:09.794	59.6	1:11.915	95.2	86.9	3:26.760		8									

83		Pedro R. FERREIRA																	
lap	Sect-1	Speed	Sect-2	Speed	Sect-3	Speed	TopSpeed	laptime	pit	lap	Sect-1	Speed	Sect-2	Speed	Sect-3	Speed	Topspeed	laptime	pit
1	Pit Out		57.957	92.0	51.384			2:42.755		4	Pit Out		38.879	104.4	43.978			4:27.962	
2	39.617		38.314	106.8	<u>43.924</u>	<u>188.5</u>	<u>215.1</u>	2:01.855		5	<u>37.832</u>		<u>37.503</u>	<u>111.2</u>	44.283	<u>188.5</u>	214.3	<u>1:59.618</u>	
3	38.891		51.673	95.0	Pit In	<u>188.5</u>	<u>215.1</u>	2:33.651		6	38.258		37.624	105.6	46.183	178.2	206.1	2:02.065	

88		Jorge SILVA																	
lap	Sect-1	Speed	Sect-2	Speed	Sect-3	Speed	TopSpeed	laptime	pit	lap	Sect-1	Speed	Sect-2	Speed	Sect-3	Speed	Topspeed	laptime	pit
1	Pit Out		40.128		45.701			2:06.635		4	Pit Out		39.153		<u>44.604</u>			4:28.745	
2	39.748		38.464		45.738	<u>180.9</u>	205.3	2:03.950		5	44.816		<u>38.281</u>		44.726	173.9	200.4	2:07.823	
3	<u>38.332</u>		39.793		Pit In	180.0	<u>212.2</u>	2:20.106		6	39.312		38.556		45.158	175.6	201.1	<u>2:03.026</u>	

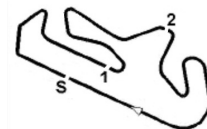
92		João Aguiar BRANCO																	
lap	Sect-1	Speed	Sect-2	Speed	Sect-3	Speed	TopSpeed	laptime	pit	lap	Sect-1	Speed	Sect-2	Speed	Sect-3	Speed	Topspeed	laptime	pit
1	Pit Out	133.7	39.836	105.0	45.621			2:06.193		5	<u>38.502</u>	<u>160.7</u>	38.436	107.4	<u>44.145</u>	173.9	201.5	2:01.083	
2	38.789		38.115	<u>111.6</u>	44.671	175.6	203.0	2:01.575		6	38.786		<u>37.828</u>	110.2	44.282	<u>180.0</u>	<u>208.9</u>	<u>2:00.896</u>	
3	45.513	115.8	43.378	101.4	51.957	157.2	162.4	2:20.848		7	38.945	158.1	37.897	108.8	44.382	177.3	206.5	2:01.224	
4	44.160	124.6	39.661	107.9	44.777	171.4	191.8	2:08.598		8									

99		TEIXEIRA - TEIXEIRA																	
lap	Sect-1	Speed	Sect-2	Speed	Sect-3	Speed	TopSpeed	laptime	pit	lap	Sect-1	Speed	Sect-2	Speed	Sect-3	Speed	Topspeed	laptime	pit
1	Pit Out	114.0	49.771	74.9	56.410			2:37.023		4	52.706		46.247	<u>101.1</u>	53.224	142.3	135.0	2:32.177	
2	43.546	128.7	44.530	81.4	51.613	164.4	200.0	2:19.689		5	<u>42.111</u>		42.847	94.5	50.986	<u>169.8</u>	<u>203.0</u>	2:15.944	
3	45.404		48.611	85.3	58.492	166.7	193.9	2:32.507		6	42.133		<u>42.551</u>	86.7	<u>49.678</u>	<u>169.8</u>	200.7	<u>2:14.362</u>	

119		Mark STANSFIELD																	
lap	Sect-1	Speed	Sect-2	Speed	Sect-3	Speed	TopSpeed	laptime	pit	lap	Sect-1	Speed	Sect-2	Speed	Sect-3	Speed	Topspeed	laptime	pit
1	Pit Out		39.899	110.7	<u>44.838</u>			2:04.367		5	<u>38.021</u>		<u>37.727</u>	<u>118.0</u>	45.176	180.0	208.9	<u>2:00.924</u>	
2	38.688		38.374	115.5	45.145	<u>186.5</u>	208.1	2:02.207		6	38.576	<u>164.9</u>	37.926	115.3	48.513	180.0	209.7	2:05.015	
3	38.397		38.075	110.0	Pit In	182.7	205.3	2:19.890		7	39.459		38.400	112.9	45.476	182.7	<u>213.0</u>	2:03.335	
4	Pit Out	133.5	58.954	61.6	1:04.806			3:27.170		8									

137		Tom OVERTON																	
lap	Sect-1	Speed	Sect-2	Speed	Sect-3	Speed	TopSpeed	laptime	pit	lap	Sect-1	Speed	Sect-2	Speed	Sect-3	Speed	Topspeed	laptime	pit
1	Pit Out		39.295	<u>113.2</u>	45.148			2:05.333		5	39.322		38.944	104.8	44.903	177.3	211.8	2:03.169	
2	<u>38.746</u>		<u>38.759</u>	108.4	<u>44.503</u>	180.0	213.4	<u>2:02.008</u>		6	41.381		39.783	104.5	45.051	180.0	211.4	2:06.215	
3	39.346		39.139	111.2	55.293	<u>184.6</u>	<u>213.9</u>	2:13.778		7	39.527		39.236	109.9	45.600	178.2	209.3	2:04.363	
4	1:03.443		1:08.867	67.2	1:13.013	97.6	81.1	3:25.323		8									

164		Gary TOOTELL																	
lap	Sect-1	Speed	Sect-2	Speed	Sect-3	Speed	TopSpeed	laptime	pit	lap	Sect-1	Speed	Sect-2	Speed	Sect-3	Speed	Topspeed	laptime	pit
1	Pit Out		41.014	108.3	45.146			2:06.101		5	39.843		38.981	109.2	<u>44.372</u>	182.7	204.5	2:03.196	



## Caterham Racing Weekend

Autódromo Internacional do Algarve

Caterham Motorsport Iberia 420R

4 - 7 April 2024

Laps and Sector Times - QUALIFYING

Autodromo Internacional Algarve - 4652mtr.

2	38.602	<u>38.487</u>	<u>109.5</u>	44.950	<u>183.7</u>	211.4	2:02.039	6	38.468	38.782	<u>109.5</u>	44.620	181.8	<u>215.1</u>	<u>2:01.870</u>
3	<u>38.157</u>	39.405	105.8	Pit In	180.9	210.9	2:21.157	7	41.247	46.531	85.7	Pit In	177.3	175.6	2:32.000
4	Pit Out	59.514	65.1	1:05.063			3:25.131	8							

168		Ian DYBLE																	
lap	Sect-1	Speed	Sect-2	Speed	Sect-3	Speed	TopSpeed	laptime	pit	lap	Sect-1	Speed	Sect-2	Speed	Sect-3	Speed	Topspeed	laptime	pit
1	Pit Out	128.4	39.982	106.2	45.190			2:05.567		5	<u>39.041</u>	<u>162.4</u>	38.851	107.2	45.064	178.2	209.3	2:02.956	
2	39.118	146.9	38.790	100.4	<u>44.902</u>	178.2	209.3	<u>2:02.810</u>		6	39.399	160.5	<u>38.744</u>	<u>108.9</u>	46.029	180.0	211.4	2:04.172	
3	39.452	143.2	39.079	107.5	55.200	<u>180.9</u>	<u>212.2</u>	2:13.731		7	41.563	142.9	39.667	106.0	45.295	172.2	198.9	2:06.525	
4	1:03.420	89.9	1:08.696	67.1	1:13.366	96.3	83.5	3:25.482		8									

172		Martin AMISON																	
lap	Sect-1	Speed	Sect-2	Speed	Sect-3	Speed	TopSpeed	laptime	pit	lap	Sect-1	Speed	Sect-2	Speed	Sect-3	Speed	Topspeed	laptime	pit
1	Pit Out		39.403	110.2	45.400			2:05.276		5	39.226		<u>38.161</u>	105.9	45.060	176.5	206.5	2:02.447	
2	38.802		38.795	102.3	<u>44.777</u>	181.8	<u>213.4</u>	<u>2:02.374</u>		6	41.190	<u>143.4</u>	38.975	97.8	45.794	176.5	206.1	2:05.959	
3	<u>38.558</u>		38.317	<u>115.4</u>	55.387	<u>189.5</u>	212.2	2:12.262		7	39.604		38.836	102.8	45.162	187.5	201.9	2:03.602	
4	1:04.244		1:08.649	68.0	1:13.258	94.5	82.5	3:26.151		8									

188		Phil JENKINS																	
lap	Sect-1	Speed	Sect-2	Speed	Sect-3	Speed	TopSpeed	laptime	pit	lap	Sect-1	Speed	Sect-2	Speed	Sect-3	Speed	Topspeed	laptime	pit
1	Pit Out		40.293	109.5	45.049			2:04.627		5	38.536		38.308	105.1	<u>44.586</u>	181.8	213.9	2:01.430	
2	38.718		38.193	<u>113.9</u>	45.281	179.1	209.3	2:02.192		6	38.569		38.175	103.3	44.648	179.1	209.3	2:01.392	
3	38.548		38.126	110.1	Pit In	176.5	204.2	2:18.875		7	<u>38.350</u>		<u>37.985</u>	109.8	44.882	<u>182.7</u>	<u>215.6</u>	<u>2:01.217</u>	
4	Pit Out		43.283	69.2	1:02.919			3:31.596		8									