

Caterham Racing Weekend

Autódromo Internacional do Algarve

Caterham Motorsport Iberia 420R

4 - 7 April 2024

Laps and Sector Times - PRIVATE PRACTICE 6

Autodromo Internacional Algarve - 4652mtr.

1		Alex AREIA																	
lap	Sect-1	Speed	Sect-2	Speed	Sect-3	Speed	TopSpeed	laptime	pit	lap	Sect-1	Speed	Sect-2	Speed	Sect-3	Speed	Topspeed	laptime	pit
1	Pit Out		40.086	110.9	43.898			2:02.663		5	Pit Out		38.634	112.7	43.585			16:18.222	
2	<u>37.692</u>		37.416	117.6	43.537	<u>183.7</u>	212.2	1:58.645		6	37.804		37.424	117.4	<u>43.438</u>	<u>183.7</u>	<u>215.6</u>	1:58.666	
3	37.786		37.496	<u>119.5</u>	43.734	<u>183.7</u>	<u>215.6</u>	1:59.016		7	37.757		<u>37.404</u>	111.8	43.483	<u>183.7</u>	215.1	<u>1:58.644</u>	
4	38.986		41.994	105.7	Pit In	<u>183.7</u>	213.9	2:25.416		8									

3		Duarte CAMELO																	
lap	Sect-1	Speed	Sect-2	Speed	Sect-3	Speed	TopSpeed	laptime	pit	lap	Sect-1	Speed	Sect-2	Speed	Sect-3	Speed	Topspeed	laptime	pit
1	Pit Out	103.7	43.315	98.6	45.802			2:14.391		3	<u>39.214</u>	147.7	<u>38.923</u>	<u>108.1</u>	<u>45.265</u>	180.9	<u>216.9</u>	<u>2:03.402</u>	
2	39.741	143.6	39.597	102.9	45.514	<u>183.7</u>	209.7	2:04.852		4									

4		Rafael LOBATO																	
lap	Sect-1	Speed	Sect-2	Speed	Sect-3	Speed	TopSpeed	laptime	pit	lap	Sect-1	Speed	Sect-2	Speed	Sect-3	Speed	Topspeed	laptime	pit
1	Pit Out	123.7	44.218	92.3	48.552			2:16.541		3	40.948	133.0	40.211	96.5	44.654	178.2	205.7	2:05.813	
2	42.603	111.7	44.358	87.0	47.428	180.0	204.2	2:14.389		4	<u>38.438</u>	<u>167.2</u>	<u>39.430</u>	96.9	<u>44.645</u>	180.0	<u>213.0</u>	<u>2:02.513</u>	

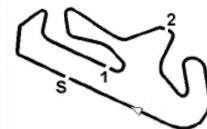
5		Tiago LOUREIRO																	
lap	Sect-1	Speed	Sect-2	Speed	Sect-3	Speed	TopSpeed	laptime	pit	lap	Sect-1	Speed	Sect-2	Speed	Sect-3	Speed	Topspeed	laptime	pit
1	Pit Out	119.7	48.193	57.9	Pit In			3:20.759		4	38.186	165.9	38.814	109.3	47.966	184.6	<u>215.1</u>	2:04.966	
2	Pit Out	130.4	38.889	<u>112.0</u>	43.743			13:59.523		5	<u>38.050</u>	<u>168.0</u>	<u>38.263</u>	103.2	44.066	180.9	<u>215.1</u>	<u>2:00.379</u>	
3	38.358	150.6	38.507	108.1	<u>43.590</u>	<u>193.5</u>	213.9	2:00.455		6									

7		Diogo TAVARES																	
lap	Sect-1	Speed	Sect-2	Speed	Sect-3	Speed	TopSpeed	laptime	pit	lap	Sect-1	Speed	Sect-2	Speed	Sect-3	Speed	Topspeed	laptime	pit
1	Pit Out	97.0	52.202	86.6	49.901			2:31.505		4	Pit Out	117.9	41.748	108.8	44.578			14:04.773	
2	38.072	150.8	38.231	109.8	44.455	182.7	<u>216.9</u>	<u>2:00.758</u>		5	40.654	117.4	40.482	108.0	<u>43.691</u>	181.8	210.1	2:04.827	
3	44.348	93.3	46.493	98.1	Pit In	183.7	213.9	2:33.807		6	<u>38.051</u>	161.4	38.268	94.1	44.617	<u>189.5</u>	211.8	2:00.936	

10		João Pedro COSTA																	
lap	Sect-1	Speed	Sect-2	Speed	Sect-3	Speed	TopSpeed	laptime	pit	lap	Sect-1	Speed	Sect-2	Speed	Sect-3	Speed	Topspeed	laptime	pit
1	Pit Out		40.913	<u>114.6</u>	43.973			2:07.261		4	Pit Out		38.645	109.9	<u>43.684</u>			16:14.043	
2	38.325		38.626	107.5	44.063	182.7	214.3	<u>2:01.014</u>		5	<u>38.266</u>		<u>38.320</u>	114.4	44.633	<u>183.7</u>	<u>217.3</u>	2:01.219	
3	39.008		39.499	105.8	Pit In	179.1	210.9	2:26.518		6	39.015		39.348	105.8	Pit In	174.8	204.9	2:12.979	

12		José Koi ALMEIDA																	
lap	Sect-1	Speed	Sect-2	Speed	Sect-3	Speed	TopSpeed	laptime	pit	lap	Sect-1	Speed	Sect-2	Speed	Sect-3	Speed	Topspeed	laptime	pit
1	Pit Out		39.691	<u>107.9</u>	45.247			2:03.591		3	39.350		39.497	102.4	<u>45.243</u>	176.5	211.4	<u>2:04.090</u>	
2	<u>39.315</u>		<u>39.408</u>	104.2	45.544	<u>180.0</u>	<u>214.3</u>	2:04.267		4									

14		Bruno KNUDSEN																	
lap	Sect-1	Speed	Sect-2	Speed	Sect-3	Speed	TopSpeed	laptime	pit	lap	Sect-1	Speed	Sect-2	Speed	Sect-3	Speed	Topspeed	laptime	pit
1	Pit Out	108.2	47.314	79.4	50.708			2:28.823		6	Pit Out	116.9	43.647	103.3	44.931			13:40.386	
2	42.470	147.1	39.021	108.1	44.018	152.5	184.3	2:05.509		7	38.729	138.8	39.923	104.2	44.070	<u>190.5</u>	214.3	2:02.722	
3	38.356		38.038	106.2	43.733	185.6	<u>216.9</u>	2:00.127		8	37.900		38.093	102.6	46.136	183.7	214.3	2:02.129	
4	37.781		37.924	107.4	<u>43.498</u>	185.6	215.1	<u>1:59.203</u>		9	<u>37.771</u>	<u>166.7</u>	<u>37.809</u>	<u>113.3</u>	44.126	185.6	214.7	1:59.706	
5	48.577	92.3	49.252	85.0	Pit In	188.5	184.0	2:48.544		10									



Caterham Racing Weekend

Autódromo Internacional do Algarve

Caterham Motorsport Iberia 420R

4 - 7 April 2024

Laps and Sector Times - PRIVATE PRACTICE 6

Autodromo Internacional Algarve - 4652mtr.

19		Duarte LISBOA																	
lap	Sect-1	Speed	Sect-2	Speed	Sect-3	Speed	TopSpeed	laptime	pit	lap	Sect-1	Speed	Sect-2	Speed	Sect-3	Speed	Topspeed	laptime	pit
1	Pit Out		39.304	104.8	Pit In			2:30.356		4	38.929		39.338	111.2	44.645	183.7	217.3	2:02.912	
2	Pit Out		39.203	107.5	44.690			15:03.269		5	38.848		38.635	112.0	44.777	180.9	212.2	2:02.260	
3		38.468	38.820	109.6	44.537	182.7		217.3	2:01.825	6									

23		Diogo COSTA																	
lap	Sect-1	Speed	Sect-2	Speed	Sect-3	Speed	TopSpeed	laptime	pit	lap	Sect-1	Speed	Sect-2	Speed	Sect-3	Speed	Topspeed	laptime	pit
1	Pit Out		38.997	98.2	Pit In			2:24.593		3	38.725		38.961		44.544	183.7	214.7	2:02.230	
2	Pit Out		38.803	95.3	44.426			15:14.847		4	39.188		57.830	82.9	Pit In	184.6	210.1	2:57.552	

24		Luis Filipe OLIVEIRA																	
lap	Sect-1	Speed	Sect-2	Speed	Sect-3	Speed	TopSpeed	laptime	pit	lap	Sect-1	Speed	Sect-2	Speed	Sect-3	Speed	Topspeed	laptime	pit
1	Pit Out	110.1	42.365	90.3	48.465			2:11.997		6	Pit Out		42.153	106.7	44.991			13:41.879	
2		38.880	38.243	110.5	44.109	184.6	211.4	2:01.232		7	39.930	123.3	40.320	109.0	44.218	189.5	213.0	2:04.468	
3		38.430	38.356	104.3	44.121	188.5	213.9	2:00.907		8	38.083	156.7	38.350	100.2	44.496	184.6	214.7	2:00.929	
4		38.969	38.423	106.7	44.574	183.7	215.1	2:01.966		9	38.396	160.0	38.317	104.3	44.097	182.7	216.0	2:00.810	
5		48.303	46.665	84.0	Pit In	183.7	171.7	2:47.240		10									

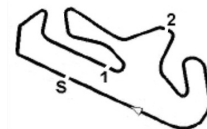
25		Francisco VILLAR																	
lap	Sect-1	Speed	Sect-2	Speed	Sect-3	Speed	TopSpeed	laptime	pit	lap	Sect-1	Speed	Sect-2	Speed	Sect-3	Speed	Topspeed	laptime	pit
1	Pit Out	102.9	57.353	67.6	Pit In			3:16.600		4	38.875	162.2	38.903	105.8	43.880	185.6	212.2	2:01.658	
2	Pit Out	135.3	39.343	111.7	44.210			13:41.614		5	38.072		38.163	108.2	43.862	180.9	213.4	2:00.097	
3		37.654	167.2	37.564	115.3	43.503	184.6	212.6	1:58.721	6									

27		Ivo PRADA																	
lap	Sect-1	Speed	Sect-2	Speed	Sect-3	Speed	TopSpeed	laptime	pit	lap	Sect-1	Speed	Sect-2	Speed	Sect-3	Speed	Topspeed	laptime	pit
1	Pit Out		39.868	88.6	45.548			2:05.061		3	39.250		39.194	96.9	Pit In	173.1	208.5	2:14.292	
2		39.279	39.570	96.5	45.259	175.6	207.3	2:04.108		4									

29		Paulo COSTA																	
lap	Sect-1	Speed	Sect-2	Speed	Sect-3	Speed	TopSpeed	laptime	pit	lap	Sect-1	Speed	Sect-2	Speed	Sect-3	Speed	Topspeed	laptime	pit
1	Pit Out		39.530		Pit In			2:24.593		4	38.782		39.082		45.254	181.8	215.1	2:03.118	
2	Pit Out		39.880		45.052			15:07.464		5	39.189		38.825		45.310	176.5	213.4	2:03.324	
3		39.127	38.825		45.683	178.2	211.4	2:03.635		6									

33		SARAI VA - SARAI VA																	
lap	Sect-1	Speed	Sect-2	Speed	Sect-3	Speed	TopSpeed	laptime	pit	lap	Sect-1	Speed	Sect-2	Speed	Sect-3	Speed	Topspeed	laptime	pit
1	Pit Out		45.736	79.5	49.775			2:17.673		3	38.874		38.452	109.0	43.851	184.6	210.9	2:01.177	
2		39.968	38.240	112.6	44.011	173.1	211.8	2:02.219		4									

36		António N. ALMEIDA																	
lap	Sect-1	Speed	Sect-2	Speed	Sect-3	Speed	TopSpeed	laptime	pit	lap	Sect-1	Speed	Sect-2	Speed	Sect-3	Speed	Topspeed	laptime	pit
1	Pit Out	150.4	38.934	101.9	44.924			2:01.130		5	Pit Out	146.1	39.485	101.0	44.774			13:39.496	
2		38.828	38.731	105.2	44.717	180.9	213.9	2:02.276		6	39.154	152.8	38.852	105.4	44.855	184.6	214.3	2:02.861	
3		38.597	38.402	109.6	44.794	180.9	213.0	2:01.793		7	39.134	160.5	39.005	103.3	44.868	179.1	211.8	2:03.007	
4		45.456	46.395	100.8	Pit In	178.2	211.4	2:36.138		8	39.085	160.7	38.796	106.3	44.781	177.3	210.9	2:02.662	



Caterham Racing Weekend

Autódromo Internacional do Algarve

Caterham Motorsport Iberia 420R

4 - 7 April 2024

Laps and Sector Times - PRIVATE PRACTICE 6

Autodromo Internacional Algarve - 4652mtr.

38		Ricardo PEDROSA																	
lap	Sect-1	Speed	Sect-2	Speed	Sect-3	Speed	TopSpeed	laptime	pit	lap	Sect-1	Speed	Sect-2	Speed	Sect-3	Speed	Topspeed	laptime	pit
1	Pit Out		43.589		Pit In			3:06.010		4	39.057		39.010		45.043	187.5	213.0	2:03.110	
2	Pit Out		<u>38.698</u>	<u>113.6</u>	45.534			14:18.494		5	<u>38.402</u>		38.904		<u>44.705</u>	183.7	211.8	<u>2:02.011</u>	
3	39.989		39.346		44.811	185.6	<u>216.4</u>	2:04.146		6									

42		MOURA JR-MOURA																	
lap	Sect-1	Speed	Sect-2	Speed	Sect-3	Speed	TopSpeed	laptime	pit	lap	Sect-1	Speed	Sect-2	Speed	Sect-3	Speed	Topspeed	laptime	pit
1	Pit Out	124.7	41.346	75.5	47.826			2:08.376		5	Pit Out	116.4	41.624	99.3	46.081			16:03.239	
2	39.158	144.0	39.075	<u>105.7</u>	45.229	<u>186.5</u>	210.1	2:03.462		6	39.071		40.047	104.4	44.789	182.7	213.9	2:03.907	
3	42.012	142.1	39.963	94.5	45.526	180.9	215.1	2:07.501		7	<u>38.738</u>		<u>38.757</u>	100.6	<u>44.543</u>	184.6	212.6	<u>2:02.038</u>	
4	39.475	152.3	39.357	98.7	Pit In	173.9	210.9	2:20.463		8									

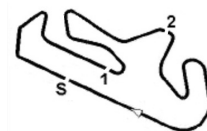
44		Nuno AFONSO																	
lap	Sect-1	Speed	Sect-2	Speed	Sect-3	Speed	TopSpeed	laptime	pit	lap	Sect-1	Speed	Sect-2	Speed	Sect-3	Speed	Topspeed	laptime	pit
1	Pit Out	111.1	40.671	105.3	47.444			2:14.373		6	Pit Out	152.1	38.024	110.3	44.415			13:00.682	
2	38.252	160.7	38.148	107.6	44.816	182.7	215.1	2:01.216		7	38.231	160.7	37.901	109.4	<u>43.728</u>	<u>191.5</u>	212.6	<u>1:59.860</u>	
3	38.409	160.7	37.984	111.1	44.068	180.9	214.7	2:00.461		8	38.300	161.2	<u>37.691</u>	<u>115.8</u>	44.150	188.5	213.9	2:00.141	
4	<u>37.890</u>	<u>172.0</u>	37.957	108.1	44.278	181.8	<u>216.0</u>	2:00.125		9	38.319	165.9	37.804	111.3	44.073	185.6	213.0	2:00.196	
5	40.950	116.6	46.782	87.7	Pit In	181.8	213.9	2:40.571		10									

47		Guilherme DAL MASO																	
lap	Sect-1	Speed	Sect-2	Speed	Sect-3	Speed	TopSpeed	laptime	pit	lap	Sect-1	Speed	Sect-2	Speed	Sect-3	Speed	Topspeed	laptime	pit
1	Pit Out		42.664	90.8	48.955			2:14.336		6	Pit Out		43.319	96.8	44.598			13:45.857	
2	<u>38.247</u>		38.600	106.1	44.421	179.1	213.9	2:01.268		7	39.545		39.986	102.9	44.402	190.5	<u>216.9</u>	2:03.933	
3	39.525		<u>38.155</u>	98.5	<u>43.688</u>	179.1	180.3	2:01.368		8	38.462		38.233	101.9	44.431	191.5	209.3	2:01.126	
4	38.253		38.319	105.1	44.099	<u>192.5</u>	216.4	<u>2:00.671</u>		9	38.683		38.282	<u>106.3</u>	43.981	180.0	208.9	2:00.946	
5	47.564		47.276	83.1	Pit In	184.6	159.3	2:45.430		10									

48		Sergei OREKHOV																	
lap	Sect-1	Speed	Sect-2	Speed	Sect-3	Speed	TopSpeed	laptime	pit	lap	Sect-1	Speed	Sect-2	Speed	Sect-3	Speed	Topspeed	laptime	pit
1	Pit Out	160.0	39.447	103.6	45.432			2:01.462		5	38.202	165.6	38.775	106.4	44.906	<u>185.6</u>	212.2	2:01.883	
2	38.739	157.4	<u>38.466</u>	<u>118.0</u>	<u>44.179</u>	176.5	211.4	<u>2:01.384</u>		6	38.457	166.9	39.503	98.2	45.084	180.0	211.8	2:03.044	
3	<u>38.087</u>	164.1	40.703	89.4	Pit In	182.7	<u>216.9</u>	2:59.137		7	38.507	<u>168.2</u>	38.495	109.6	44.498	183.7	207.3	2:01.500	
4	Pit Out	127.7	40.876	108.1	44.672			14:32.290		8									

52		António CORREIA																	
lap	Sect-1	Speed	Sect-2	Speed	Sect-3	Speed	TopSpeed	laptime	pit	lap	Sect-1	Speed	Sect-2	Speed	Sect-3	Speed	Topspeed	laptime	pit
1	Pit Out	105.8	43.536	88.5	48.032			2:15.381		4	39.084	139.9	38.485	103.5	<u>43.698</u>	181.8	213.9	2:01.267	
2	41.018	135.5	39.703	103.5	Pit In	171.4	182.4	2:21.211		5	38.026	160.0	38.276	98.5	43.813	184.6	<u>214.3</u>	2:00.115	
3	Pit Out	146.9	39.095	<u>105.3</u>	43.989			<u>15:46.803</u>		6	<u>38.009</u>	<u>162.4</u>	<u>38.085</u>	104.3	43.842	<u>188.5</u>	<u>214.3</u>	<u>1:59.936</u>	

61		J. J. MAGALHÃES JR																	
lap	Sect-1	Speed	Sect-2	Speed	Sect-3	Speed	TopSpeed	laptime	pit	lap	Sect-1	Speed	Sect-2	Speed	Sect-3	Speed	Topspeed	laptime	pit
1	Pit Out		52.170	70.4	Pit In			3:17.688		4	39.412		39.778	108.1	<u>44.230</u>	182.7	215.1	2:03.420	
2	Pit Out		39.283	108.7	44.463			14:07.881		5	<u>38.366</u>		<u>38.646</u>	<u>111.5</u>	44.805	<u>184.6</u>	214.3	<u>2:01.817</u>	
3	38.676		39.106	98.5	44.574	<u>184.6</u>	<u>216.0</u>	2:02.356		6									



Caterham Racing Weekend

Autódromo Internacional do Algarve

Caterham Motorsport Iberia 420R

4 - 7 April 2024

Laps and Sector Times - PRIVATE PRACTICE 6

Autodromo Internacional Algarve - 4652mtr.

62		J. J. MAGALHÃES																	
lap	Sect-1	Speed	Sect-2	Speed	Sect-3	Speed	TopSpeed	laptime	pit	lap	Sect-1	Speed	Sect-2	Speed	Sect-3	Speed	Topspeed	laptime	pit
1	Pit Out		51.888		Pit In			3:18.902		4	38.256		37.981		44.085	180.0	<u>213.4</u>	2:00.322	
2	Pit Out		39.220		45.075			14:03.909		5	38.380		37.981		44.198	180.9	<u>213.4</u>	2:00.559	
3		<u>38.061</u>		<u>37.636</u>		<u>44.030</u>	<u>184.6</u>	<u>213.4</u>	<u>1:59.727</u>	6									

66		J. J. OLIVEIRA																	
lap	Sect-1	Speed	Sect-2	Speed	Sect-3	Speed	TopSpeed	laptime	pit	lap	Sect-1	Speed	Sect-2	Speed	Sect-3	Speed	Topspeed	laptime	pit
1	Pit Out		39.209	104.9	44.571			1:58.877		5	Pit Out		39.023		<u>43.657</u>			14:32.257	
2		38.283		38.174	110.4	44.366	179.1	215.1	2:00.823	6	38.499		38.120	109.4	44.116	<u>189.5</u>	216.0	2:00.735	
3		38.335		38.176	<u>114.5</u>	44.239	180.0	213.9	2:00.750	7	<u>38.240</u>		<u>38.097</u>		43.869	180.0	213.4	<u>2:00.206</u>	
4		38.453		40.211	88.5	Pit In	179.1	213.4	<u>2:55.285</u>	8	38.498		38.652		44.249	186.5	<u>217.3</u>	2:01.399	

69		André CORREIA																	
lap	Sect-1	Speed	Sect-2	Speed	Sect-3	Speed	TopSpeed	laptime	pit	lap	Sect-1	Speed	Sect-2	Speed	Sect-3	Speed	Topspeed	laptime	pit
1	Pit Out	74.7	48.146	90.8	44.320			2:29.504		5	Pit Out	129.0	43.849	106.9	44.291			13:41.971	
2		38.658	153.4	38.336	98.3	<u>43.858</u>	189.5	208.9	<u>2:00.852</u>	6	38.418	<u>155.8</u>	43.571	<u>107.0</u>	44.036	<u>190.5</u>	214.3	2:06.025	
3		38.601	152.8	38.358	105.1	43.928	186.5	<u>216.4</u>	2:00.887	7	<u>38.218</u>	155.6	<u>38.169</u>	98.9	44.683	188.5	213.4	2:01.070	
4		48.725	88.0	46.905	85.7	Pit In	<u>190.5</u>	158.1	2:47.037	8	38.823	138.8	38.929	106.4	Pit In	183.7	214.7	2:14.450	

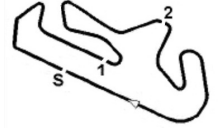
83		Pedro R. FERREIRA																	
lap	Sect-1	Speed	Sect-2	Speed	Sect-3	Speed	TopSpeed	laptime	pit	lap	Sect-1	Speed	Sect-2	Speed	Sect-3	Speed	Topspeed	laptime	pit
1	Pit Out		51.991	71.2	Pit In			3:27.236		4	38.786		38.360	103.2	44.051	187.5	<u>214.3</u>	2:01.197	
2	Pit Out		38.062	<u>115.0</u>	44.907			13:54.071		5	<u>38.015</u>		<u>37.970</u>	107.0	43.892	185.6	<u>214.3</u>	<u>1:59.877</u>	
3		38.162		37.973	113.1	<u>43.892</u>	<u>189.5</u>	213.0	2:00.027	6									

88		Jorge SILVA																	
lap	Sect-1	Speed	Sect-2	Speed	Sect-3	Speed	TopSpeed	laptime	pit	lap	Sect-1	Speed	Sect-2	Speed	Sect-3	Speed	Topspeed	laptime	pit
1	Pit Out		<u>38.585</u>		<u>44.660</u>			1:59.981		4	Pit Out		38.807		44.812			15:18.851	
2		38.931		38.845		44.706	<u>180.0</u>	211.8	<u>2:02.482</u>	5	39.092		38.949	<u>107.7</u>	44.711	178.2	<u>212.6</u>	2:02.752	
3		<u>38.925</u>		41.015		Pit In	178.2	209.7	<u>3:16.164</u>	6	39.345		39.049		Pit In	178.2	206.1	<u>2:12.500</u>	

92		João Aguiar BRANCO																	
lap	Sect-1	Speed	Sect-2	Speed	Sect-3	Speed	TopSpeed	laptime	pit	lap	Sect-1	Speed	Sect-2	Speed	Sect-3	Speed	Topspeed	laptime	pit
1	Pit Out	110.0	44.701	95.5	50.361			2:23.005		5	<u>38.362</u>	150.0	38.749	110.3	44.799	<u>182.7</u>	<u>214.3</u>	<u>2:01.910</u>	
2		43.922	130.3	40.553	99.5	45.678	179.1	209.3	2:10.153	6	38.831	151.3	38.673	110.2	44.445	177.3	209.3	2:01.949	
3		38.640	146.5	38.670	103.3	Pit In	180.0	212.2	2:31.462	7	38.672	<u>152.5</u>		<u>38.558</u>	<u>122.6</u>	44.871	178.2	209.7	2:02.101
4	Pit Out	141.0	<u>38.552</u>	114.4	<u>44.030</u>			15:14.752		8									

99		TEIXEIRA-TEIXEIRA																	
lap	Sect-1	Speed	Sect-2	Speed	Sect-3	Speed	TopSpeed	laptime	pit	lap	Sect-1	Speed	Sect-2	Speed	Sect-3	Speed	Topspeed	laptime	pit
1	Pit Out	130.0	42.706	89.7	47.510			2:18.640		4	Pit Out	130.3	41.698	90.8	<u>46.706</u>			14:34.638	
2		40.567	<u>139.9</u>	41.276	89.9	46.936	178.2	<u>215.1</u>	2:08.779	5	40.555	132.4	41.811	<u>95.8</u>	47.050	<u>180.9</u>	<u>215.1</u>	2:09.416	
3		42.362	109.0	54.893	71.7	Pit In	178.2	213.0	3:35.973	6	<u>40.544</u>	131.1	<u>41.165</u>	92.9	47.052	<u>180.9</u>	212.6	<u>2:08.761</u>	

119		Mark STANSFIELD																	
lap	Sect-1	Speed	Sect-2	Speed	Sect-3	Speed	TopSpeed	laptime	pit	lap	Sect-1	Speed	Sect-2	Speed	Sect-3	Speed	Topspeed	laptime	pit
1	Pit Out	163.9	38.251	115.6	44.548			2:00.107		5	<u>38.203</u>	156.7	37.927	120.9	44.450	<u>185.6</u>	<u>216.9</u>	<u>2:00.580</u>	
2		38.504	154.9	38.013	119.2	44.677	181.8	213.4	2:01.194	6	38.410	155.6	<u>37.905</u>	120.3	44.579	180.9	216.4	2:00.894	



Caterham Racing Weekend
Autódromo Internacional do Algarve

Caterham Motorsport Iberia 420R

4 - 7 April 2024

Laps and Sector Times - PRIVATE PRACTICE 6

Autodromo Internacional Algarve - 4652mtr.

3	38.352	161.7	38.684	111.7	Pit In	180.9	212.6	2:11.677	7	38.754	164.4	38.368	118.2	44.616	180.0	213.9	2:01.738
4	Pit Out	139.9	38.132	121.2	44.348			18:08.986	8								

188		Phil JENKINS																	
lap	Sect-1	Speed	Sect-2	Speed	Sect-3	Speed	TopSpeed	laptime	pit	lap	Sect-1	Speed	Sect-2	Speed	Sect-3	Speed	Topspeed	laptime	pit
1	Pit Out	139.5	38.234	112.7	44.398			1:58.908		3	38.173	163.6	38.014	113.4	44.021	181.8	213.9	2:00.208	
2	38.379	161.2	37.910	115.8	44.002	182.7	215.1	2:00.291		4	38.163	165.1	37.788	115.1	44.185	183.7	216.0	2:00.136	