



Caterham Racing Weekend

Autódromo Internacional do Algarve

Caterham Motorsport Iberia 420R

4 - 7 April 2024

Laps and Sector Times - PRIVATE PRACTICE 5

Autodromo Internacional Algarve - 4652mtr.

3		Duarte CAMELO																	
lap	Sect-1	Speed	Sect-2	Speed	Sect-3	Speed	TopSpeed	laptime	pit	lap	Sect-1	Speed	Sect-2	Speed	Sect-3	Speed	Topspeed	laptime	pit
1	Pit Out	60.0	1:18.419	56.7	Pit In			4:06.162		4	<u>39.269</u>	<u>146.5</u>	39.952	102.5	<u>45.441</u>	179.1	213.4	2:04.662	
2	Pit Out	139.5	41.436	99.0	45.494			14:33.159		5	39.549	144.4	39.469	104.4	45.586	<u>180.0</u>	213.4	<u>2:04.604</u>	
3	39.624		<u>39.133</u>	<u>113.2</u>	45.853	179.1	<u>216.4</u>	2:04.610		6	39.975	145.7	40.002	106.3	Pit In	<u>180.0</u>	213.4	2:19.412	

4		Rafael LOBATO																	
lap	Sect-1	Speed	Sect-2	Speed	Sect-3	Speed	TopSpeed	laptime	pit	lap	Sect-1	Speed	Sect-2	Speed	Sect-3	Speed	Topspeed	laptime	pit
1	Pit Out	98.3	44.120	81.3	50.871			2:19.513		7	<u>38.182</u>	166.2	38.465	97.2	43.830	<u>183.7</u>	213.9	2:00.477	
2	38.258	159.8	38.521	101.0	<u>43.386</u>	182.7	213.4	2:00.165		8	38.467	163.6	38.476	102.1	43.799	181.8	214.3	2:00.742	
3	38.300	157.9	38.325	103.0	Pit In	182.7	215.6	2:19.296		9	38.373	162.7	38.526	101.6	43.863	182.7	214.7	2:00.762	
4	Pit Out	164.4	38.386	96.8	43.486			7:55.377		10	38.489	163.9	38.357	103.3	43.834	181.8	<u>216.0</u>	2:00.680	
5	38.247	167.4	<u>37.999</u>	101.6	43.716	180.9	214.3	<u>1:59.962</u>		11	38.547	<u>169.5</u>	38.411	97.6	Pit In	181.8	214.7	2:17.612	
6	38.252	164.9	38.215	<u>103.5</u>	43.506	<u>183.7</u>	215.6	1:59.973		12									

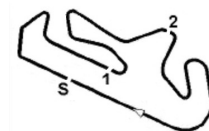
5		Tiago LOUREIRO																	
lap	Sect-1	Speed	Sect-2	Speed	Sect-3	Speed	TopSpeed	laptime	pit	lap	Sect-1	Speed	Sect-2	Speed	Sect-3	Speed	Topspeed	laptime	pit
1	Pit Out	150.2	40.616	104.1	45.114			2:04.713		7	<u>37.867</u>	<u>169.0</u>	38.383	105.1	44.104	184.6	<u>216.9</u>	<u>2:00.354</u>	
2	38.384	165.9	38.233	110.3	45.057	182.7	214.3	2:01.674		8	38.865	164.6	38.420	105.8	44.919	<u>188.5</u>	215.6	2:02.204	
3	45.538	91.1	49.418	78.7	Pit In	183.7	161.4	2:50.350		9	38.480	163.6	38.363	107.5	44.509	181.8	214.3	2:01.352	
4	Pit Out	162.2	38.013	104.9	<u>43.927</u>			3:06.091		10	38.023	155.8	38.645	101.6	44.159	183.7	214.3	2:00.827	
5	38.198	164.9	<u>37.811</u>	<u>111.6</u>	44.690	184.6	214.3	2:00.699		11	38.693	167.7	39.447	103.4	45.641	182.7	216.4	2:03.781	
6	38.043	162.2	39.002	107.0	44.598	182.7	215.1	2:01.643		12	39.825	124.1	44.633	99.4	Pit In	175.6	213.0	2:25.111	

7		Diogo TAVARES																	
lap	Sect-1	Speed	Sect-2	Speed	Sect-3	Speed	TopSpeed	laptime	pit	lap	Sect-1	Speed	Sect-2	Speed	Sect-3	Speed	Topspeed	laptime	pit
1	Pit Out	159.1	<u>37.709</u>	111.2	44.006			2:00.027		5	38.574	165.1	37.763	113.2	44.812	180.9	215.1	2:01.149	
2	<u>37.958</u>	<u>166.9</u>	37.762	111.8	Pit In	184.6	216.9	2:17.384		6	38.819	153.4	38.018	112.5	44.800	177.3	210.9	2:01.637	
3	Pit Out	160.5	38.309	108.8	44.838			5:05.629		7	43.818	123.3	45.330	111.7	Pit In	177.3	204.9	2:20.647	
4	38.224	161.9	38.063	<u>113.4</u>	<u>43.916</u>	<u>187.5</u>	<u>217.7</u>	<u>2:00.203</u>		8									

10		João Pedro COSTA																	
lap	Sect-1	Speed	Sect-2	Speed	Sect-3	Speed	TopSpeed	laptime	pit	lap	Sect-1	Speed	Sect-2	Speed	Sect-3	Speed	Topspeed	laptime	pit
1	Pit Out		<u>38.587</u>	<u>110.0</u>	<u>44.288</u>			1:58.671		3	39.366		39.202	109.0	44.830	173.9	205.3	2:03.398	
2	<u>38.698</u>		38.778	104.7	44.863	<u>179.1</u>	<u>210.1</u>	<u>2:02.339</u>		4	39.350		38.917	105.2	Pit In	173.9	201.9	2:12.622	

11		Tomás TEIXEIRA																	
lap	Sect-1	Speed	Sect-2	Speed	Sect-3	Speed	TopSpeed	laptime	pit	lap	Sect-1	Speed	Sect-2	Speed	Sect-3	Speed	Topspeed	laptime	pit
1	Pit Out	154.9	39.745	106.9	48.244			2:05.693		6	38.693	159.8	38.802	106.6	44.772	180.0	<u>216.4</u>	2:02.267	
2	38.845	152.5	38.860	102.9	<u>44.423</u>	180.9	215.6	2:02.128		7	39.040	151.3	39.589	104.3	44.820	<u>188.5</u>	<u>216.4</u>	2:03.449	
3	38.906	143.8	38.910	105.1	Pit In	179.1	214.3	2:21.555		8	38.724	166.9	38.919	106.9	44.695	181.8	212.6	2:02.338	
4	Pit Out	<u>171.2</u>	39.878	104.4	44.637			5:21.991		9	38.688	158.1	<u>38.558</u>	<u>116.0</u>	44.707	180.9	212.6	<u>2:01.953</u>	
5	38.641	149.8	38.940	105.5	44.805	181.8	<u>216.4</u>	2:02.386		10	<u>38.586</u>	162.7	38.931	107.6	46.486	181.8	<u>216.4</u>	2:04.003	

14		Bruno KNUDSEN																	
lap	Sect-1	Speed	Sect-2	Speed	Sect-3	Speed	TopSpeed	laptime	pit	lap	Sect-1	Speed	Sect-2	Speed	Sect-3	Speed	Topspeed	laptime	pit
1	Pit Out		50.187	78.7	54.532			2:36.553		7	<u>38.004</u>	148.1	<u>38.214</u>	101.9	<u>43.823</u>	<u>189.5</u>	215.1	<u>2:00.041</u>	
2	42.085		39.261	<u>106.4</u>	44.387	180.9	200.0	2:05.733		8	38.155	150.0	38.798	100.9	49.720	185.6	215.6	2:06.673	
3	46.552		51.236	80.3	Pit In	185.6	215.6	2:50.757		9	46.744	121.6	44.339	97.6	49.152	168.2	194.6	2:20.235	



Caterham Racing Weekend

Autódromo Internacional do Algarve

Caterham Motorsport Iberia 420R

4 - 7 April 2024

Laps and Sector Times - PRIVATE PRACTICE 5

Autodromo Internacional Algarve - 4652mtr.

4	Pit Out	38.333	104.4	44.771		3:15.242	10	45.761	119.5	47.751	79.4	54.726	148.8	167.7	2:28.238		
5	38.251	38.283	104.3	43.981	186.5	215.1	2:00.515	11	38.058	39.230	97.6	44.670	185.6	214.3	2:01.958		
6	38.587	<u>153.8</u>	38.267	102.4	44.027	182.7	<u>216.0</u>	2:00.881	12	46.401	106.6	48.062	87.7	Pit In	188.5	213.0	2:38.472

19		Duarte LISBOA																	
lap	Sect-1	Speed	Sect-2	Speed	Sect-3	Speed	TopSpeed	laptime	pit	lap	Sect-1	Speed	Sect-2	Speed	Sect-3	Speed	Topspeed	laptime	pit
1	Pit Out		38.939	105.3	44.831			2:00.231		5	38.825		38.906	102.6	44.947	186.5	<u>216.0</u>	2:02.678	
2	39.078		38.906	103.5	44.646	180.9	209.3	2:02.630		6	38.512		38.894	111.9	45.134	183.7	215.6	2:02.540	
3	<u>38.504</u>		<u>38.609</u>	104.4	<u>44.407</u>	<u>187.5</u>	<u>216.0</u>	<u>2:01.520</u>		7	38.992		39.002	108.0	44.842	180.9	213.0	2:02.836	
4	38.548		39.275	95.4	44.841	<u>187.5</u>	213.4	2:02.664		8	39.532		38.951	<u>113.0</u>	Pit In	180.0	213.4	<u>2:16.167</u>	

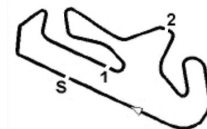
23		Diogo COSTA																	
lap	Sect-1	Speed	Sect-2	Speed	Sect-3	Speed	TopSpeed	laptime	pit	lap	Sect-1	Speed	Sect-2	Speed	Sect-3	Speed	Topspeed	laptime	pit
1	Pit Out		39.972	89.9	Pit In			2:13.712		4	39.392		39.390	100.9	44.928	174.8	209.3	2:03.710	
2	Pit Out		<u>38.784</u>	<u>103.0</u>	<u>44.590</u>			4:46.723		5	39.305		39.248	97.6	44.781	178.2	214.7	2:03.334	
3	<u>38.831</u>		39.601	93.8	44.890	<u>186.5</u>	<u>216.4</u>	<u>2:03.322</u>		6	39.170		45.647	98.0	Pit In	180.0	207.7	<u>2:27.082</u>	

24		Luis Filipe OLIVEIRA																	
lap	Sect-1	Speed	Sect-2	Speed	Sect-3	Speed	TopSpeed	laptime	pit	lap	Sect-1	Speed	Sect-2	Speed	Sect-3	Speed	Topspeed	laptime	pit
1	Pit Out		49.350	82.6	Pit In			2:55.546		6	38.559		38.377	101.8	Pit In	181.8	212.2	2:10.581	
2	Pit Out		38.514	103.8	<u>44.061</u>			3:06.555		7	Pit Out	<u>114.3</u>	50.105	91.3	50.714			4:39.464	
3	38.605		38.828	99.2	44.323	188.5	213.0	2:01.756		8	38.833		39.023	103.7	44.708	181.8	211.8	2:02.564	
4	38.270		38.814	<u>104.7</u>	44.236	<u>190.5</u>	<u>217.7</u>	2:01.320		9	38.935		38.747	98.1	Pit In	186.5	213.4	<u>2:20.032</u>	
5	<u>38.258</u>		<u>38.238</u>	99.3	44.075	188.5	<u>217.7</u>	<u>2:00.571</u>		10									

25		Francisco VILLAR																	
lap	Sect-1	Speed	Sect-2	Speed	Sect-3	Speed	TopSpeed	laptime	pit	lap	Sect-1	Speed	Sect-2	Speed	Sect-3	Speed	Topspeed	laptime	pit
1	Pit Out	91.0	49.251	84.9	Pit In			2:53.300		5	38.281	159.8	38.279	<u>115.1</u>	43.883	<u>183.7</u>	215.6	2:00.443	
2	Pit Out	161.7	38.117	108.9	<u>43.600</u>			3:16.867		6	38.194	158.4	38.182	112.4	Pit In	181.8	212.6	2:12.924	
3	<u>37.756</u>	<u>164.4</u>	<u>38.050</u>	109.0	43.928	181.8	<u>216.9</u>	<u>1:59.734</u>		7	Pit Out	145.6	39.203	106.8	45.980			6:22.708	
4	38.017	161.9	38.413	109.2	44.001	180.9	216.4	2:00.431		8	37.949	160.0	38.184	111.3	Pit In	<u>183.7</u>	216.4	2:15.956	

27		Ivo PRADA																	
lap	Sect-1	Speed	Sect-2	Speed	Sect-3	Speed	TopSpeed	laptime	pit	lap	Sect-1	Speed	Sect-2	Speed	Sect-3	Speed	Topspeed	laptime	pit
1	Pit Out		49.742	87.9	Pit In			2:54.499		6	39.711		39.751	102.2	44.972	173.9	204.5	2:04.434	
2	Pit Out		41.599		46.194			3:26.911		7	39.368		40.052	100.5	Pit In	176.5	208.1	2:15.575	
3	<u>39.202</u>		39.122	103.9	45.034	<u>178.2</u>	<u>215.1</u>	<u>2:03.358</u>		8	Pit Out		39.332		45.358			3:51.365	
4	39.269		<u>39.024</u>		45.147	173.9	209.7	2:03.440		9	39.327		39.155	<u>113.0</u>	Pit In	175.6	211.8	2:18.586	
5	39.562		39.070	101.1	<u>44.889</u>	176.5	214.7	2:03.521		10									

29		Paulo COSTA																	
lap	Sect-1	Speed	Sect-2	Speed	Sect-3	Speed	TopSpeed	laptime	pit	lap	Sect-1	Speed	Sect-2	Speed	Sect-3	Speed	Topspeed	laptime	pit
1	Pit Out		39.817		45.212			2:07.120		6	38.962		39.181		45.301	174.8	208.9	2:03.444	
2	38.948		39.425		46.516	177.3	210.5	2:04.889		7	39.146		39.979		<u>44.972</u>	173.1		2:04.097	
3	53.188		49.170		Pit In	174.8	204.9	2:56.622		8	<u>38.768</u>		39.323		45.653	<u>181.8</u>	<u>216.9</u>	2:03.744	
4	Pit Out		39.096		45.227			3:35.847		9	38.945		39.143		45.282	177.3	212.6	2:03.370	
5	39.023		<u>38.961</u>		45.094	175.6	214.3	<u>2:03.078</u>		10	39.198		39.147		Pit In	177.3	216.4	2:18.079	



Caterham Racing Weekend

Autódromo Internacional do Algarve

Caterham Motorsport Iberia 42OR

4 - 7 April 2024

Laps and Sector Times - PRIVATE PRACTICE 5

Autodromo Internacional Algarve - 4652mtr.

33		SARAIVA-SARAI VA																	
lap	Sect-1	Speed	Sect-2	Speed	Sect-3	Speed	TopSpeed	laptime	pit	lap	Sect-1	Speed	Sect-2	Speed	Sect-3	Speed	Topspeed	laptime	pit
1	Pit Out		44.331	<u>109.6</u>	Pit In			2:36.813		3	<u>38.494</u>		<u>38.523</u>	106.1	<u>44.201</u>	180.9	<u>211.4</u>	<u>2:01.218</u>	
2	Pit Out		38.878	104.1	47.491			4:46.674		4	39.413		41.706	105.4	Pit In	<u>181.8</u>	207.3	2:18.663	

36		António N. ALMEIDA																	
lap	Sect-1	Speed	Sect-2	Speed	Sect-3	Speed	TopSpeed	laptime	pit	lap	Sect-1	Speed	Sect-2	Speed	Sect-3	Speed	Topspeed	laptime	pit
1	Pit Out		38.956	105.4	44.620			2:01.578		6	38.902	154.5	38.909	103.6	45.141	<u>182.7</u>	<u>214.3</u>	2:02.952	
2	39.225		<u>38.640</u>	<u>107.9</u>	Pit In	181.8	<u>214.3</u>	2:18.592		7	39.917	154.7	38.732	99.8	44.884	178.2	210.9	2:03.533	
3	Pit Out		38.890	103.2	44.764			5:16.476		8	38.770	155.4	39.184	103.1	Pit In	179.1	212.6	2:11.242	
4	38.738		38.788	102.4	44.792	180.0	213.9	<u>2:02.318</u>		9	Pit Out	<u>159.3</u>	39.187	101.5	45.152			3:55.135	
5	<u>38.725</u>	158.6	38.999	100.0	<u>44.616</u>	178.2	213.0	2:02.340		10	39.215	156.5	40.281	103.4	45.123	176.5	197.8	2:04.619	

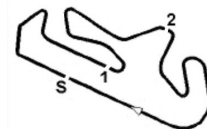
38		Ricardo PEDROSA																	
lap	Sect-1	Speed	Sect-2	Speed	Sect-3	Speed	TopSpeed	laptime	pit	lap	Sect-1	Speed	Sect-2	Speed	Sect-3	Speed	Topspeed	laptime	pit
1	Pit Out		40.212		45.278			2:00.959		5	39.312		38.763		<u>44.853</u>	<u>183.7</u>	215.1	2:02.928	
2	39.761		38.375		45.135	181.8	213.9	2:03.271		6	38.673		38.359		Pit In	<u>183.7</u>	213.9	2:16.736	
3	38.714		<u>38.238</u>		44.968	180.0	<u>219.5</u>	<u>2:01.920</u>		7	Pit Out		38.471		46.428			3:55.619	
4	<u>38.387</u>		38.651		45.453	181.8	216.0	2:02.491		8	38.664		39.162		Pit In	180.9	215.6	2:17.815	

42		MOURA JR-MOURA																	
lap	Sect-1	Speed	Sect-2	Speed	Sect-3	Speed	TopSpeed	laptime	pit	lap	Sect-1	Speed	Sect-2	Speed	Sect-3	Speed	Topspeed	laptime	pit
1	Pit Out	<u>93.1</u>	45.988	89.0	49.081			2:19.986		4	39.776		39.897	98.1	45.808	<u>184.6</u>	213.4	2:05.481	
2	45.217		50.930	77.0	Pit In	180.0	213.9	2:42.775		5	<u>39.653</u>		39.731	102.8	45.760	181.8	<u>216.9</u>	<u>2:05.144</u>	
3	Pit Out		<u>39.142</u>	<u>109.8</u>	<u>45.068</u>			3:50.097		6	40.057		39.959	102.0	Pit In	180.0	213.0	2:15.942	

44		Nuno AFONSO																	
lap	Sect-1	Speed	Sect-2	Speed	Sect-3	Speed	TopSpeed	laptime	pit	lap	Sect-1	Speed	Sect-2	Speed	Sect-3	Speed	Topspeed	laptime	pit
1	Pit Out	98.3	46.975	94.3	45.353			2:24.595		7	39.227	158.6	38.228	108.4	44.150	181.8	211.8	2:01.605	
2	38.176	<u>168.2</u>	<u>37.758</u>	109.1	<u>43.795</u>	180.9	<u>215.1</u>	<u>1:59.729</u>		8	38.432	162.7	38.558	106.3	43.984	180.9	212.2	2:00.974	
3	<u>37.621</u>		38.547	109.0	Pit In	<u>187.5</u>	212.6	2:27.758		9	38.719	158.4	38.363	111.7	44.339	181.8	214.3	2:01.421	
4	Pit Out		38.207	104.0	43.930			7:55.608		10	38.539	163.4	38.277	106.1	44.199	181.8	213.9	2:01.015	
5	38.018	157.0	38.072	108.2	43.840	183.7	<u>215.1</u>	1:59.930		11	38.264	163.4	38.206	<u>115.1</u>	Pit In	182.7	214.3	2:17.651	
6	38.539	164.6	38.225	109.0	44.194	183.7	213.0	2:00.958		12									

46		Nélson GOMES																	
lap	Sect-1	Speed	Sect-2	Speed	Sect-3	Speed	TopSpeed	laptime	pit	lap	Sect-1	Speed	Sect-2	Speed	Sect-3	Speed	Topspeed	laptime	pit
1	Pit Out		39.003	<u>118.8</u>	<u>44.395</u>			1:59.461		3	43.964		39.600	118.7	44.475	<u>180.9</u>	<u>207.7</u>	2:08.039	
2	<u>38.955</u>		<u>38.382</u>	112.7	45.032	180.0	205.3	<u>2:02.369</u>		4	54.979		55.290	88.2	Pit In	173.9	170.1	2:57.638	

47		Guilherme DAL MASO																	
lap	Sect-1	Speed	Sect-2	Speed	Sect-3	Speed	TopSpeed	laptime	pit	lap	Sect-1	Speed	Sect-2	Speed	Sect-3	Speed	Topspeed	laptime	pit
1	Pit Out		39.967	89.3	Pit In			2:13.526		5	38.729		38.817	105.1	<u>44.271</u>	<u>182.7</u>	<u>216.9</u>	2:01.817	
2	Pit Out		38.468	103.5	44.381			4:59.966		6	<u>38.209</u>	<u>156.7</u>	38.775	97.5	44.516	<u>182.7</u>	214.7	2:01.500	
3	38.337		38.604	103.4	44.442	178.2	215.6	2:01.383		7	38.248		38.480	106.6	Pit In	181.8	214.3	2:10.805	
4	38.248		<u>38.237</u>	<u>108.4</u>	44.315	179.1	214.3	<u>2:00.800</u>		8									



Caterham Racing Weekend

Autódromo Internacional do Algarve

Caterham Motorsport Iberia 42OR

4 - 7 April 2024

Laps and Sector Times - PRIVATE PRACTICE 5

Autodromo Internacional Algarve - 4652mtr.

48		Sergei OREKHOV																	
lap	Sect-1	Speed	Sect-2	Speed	Sect-3	Speed	TopSpeed	laptime	pit	lap	Sect-1	Speed	Sect-2	Speed	Sect-3	Speed	Topspeed	laptime	pit
1	Pit Out	123.7	40.053	98.3	Pit In			2:25.525		6	38.662	160.0	39.232	99.1	<u>44.441</u>	183.7	214.3	2:02.335	
2	Pit Out	163.9	38.900	102.5	44.595			5:35.151		7	38.424	169.3	38.621	<u>106.8</u>	44.760	180.9	211.4	2:01.805	
3	38.293	159.1	38.672	100.4	44.529	<u>186.5</u>	215.6	2:01.494		8	38.723	161.4	39.459	103.3	44.626	178.2	212.6	2:02.808	
4	<u>38.260</u>	162.7	<u>38.544</u>	104.3	44.466	180.9	<u>216.9</u>	<u>2:01.270</u>		9	42.399	133.5	40.672	99.9	44.567	179.1	201.5	2:07.638	
5	38.729	<u>169.5</u>				185.6	216.4	2:03.496		10	39.906	167.7	38.705	99.4	Pit In	180.9	204.5	2:20.951	

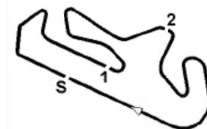
52		António CORREIA																	
lap	Sect-1	Speed	Sect-2	Speed	Sect-3	Speed	TopSpeed	laptime	pit	lap	Sect-1	Speed	Sect-2	Speed	Sect-3	Speed	Topspeed	laptime	pit
1	Pit Out	115.4	41.919	102.1	44.755			2:08.252		6	39.042	150.2	38.260	101.8	43.910	180.0	194.6	2:01.212	
2	39.544		<u>37.966</u>	108.3	<u>43.873</u>	180.0	206.9	2:01.383		7	39.459	150.0	38.508	97.1	43.952	<u>189.5</u>	213.9	2:01.919	
3	<u>37.952</u>		38.167	<u>109.2</u>	Pit In	180.9	215.1	2:27.321		8	38.113	<u>164.1</u>	39.800	99.2	44.948	185.6	213.0	2:02.861	
4	Pit Out	154.1	38.402	108.2	43.965			7:56.871		9	38.341	158.6	38.453	99.8	44.028	181.8	<u>215.6</u>	2:00.822	
5	38.393	158.6	38.088	108.1	44.011	180.9	213.0	<u>2:00.492</u>		10	38.363	157.2	38.398	100.6	Pit In	181.8	215.1	2:10.267	

61		J. J. MAGALHÃES JR																	
lap	Sect-1	Speed	Sect-2	Speed	Sect-3	Speed	TopSpeed	laptime	pit	lap	Sect-1	Speed	Sect-2	Speed	Sect-3	Speed	Topspeed	laptime	pit
1	Pit Out		38.709	109.0	47.213			2:10.809		7	38.925		38.899	105.7	44.880	<u>189.5</u>	202.6	2:02.704	
2	51.966		54.145	78.8	Pit In	129.0	133.0	3:02.290		8	38.572		<u>38.445</u>	<u>115.0</u>	<u>44.709</u>	186.5	211.8	<u>2:01.726</u>	
3	Pit Out		40.003	104.7	45.221			3:15.497		9	<u>38.528</u>		38.937	104.2	44.942	186.5	213.4	2:02.407	
4	38.965		39.142	110.1	44.819	182.7	216.0	2:02.926		10	38.692		38.930	109.1	45.190	184.6	<u>216.4</u>	2:02.812	
5	38.781		39.097	108.9	45.141	182.7	215.6	2:03.019		11	39.301		39.166	110.7	Pit In	181.8	204.9	2:21.181	
6	39.108		39.234	112.4	45.557	184.6	213.4	2:03.899		12									

62		J. J. MAGALHÃES																	
lap	Sect-1	Speed	Sect-2	Speed	Sect-3	Speed	TopSpeed	laptime	pit	lap	Sect-1	Speed	Sect-2	Speed	Sect-3	Speed	Topspeed	laptime	pit
1	Pit Out		<u>37.893</u>		44.614			1:57.573		4	38.554		38.028		Pit In	183.7	212.6	2:11.820	
2	<u>38.026</u>		38.125		<u>43.953</u>	187.5	212.6	<u>2:00.104</u>		5	Pit Out		1:02.128		56.271			7:45.243	
3	38.147		37.941		44.320	<u>190.5</u>	214.7	2:00.408		6	38.284		41.049		45.374	187.5	213.9	2:04.707	

66		J. J. OLIVEIRA																	
lap	Sect-1	Speed	Sect-2	Speed	Sect-3	Speed	TopSpeed	laptime	pit	lap	Sect-1	Speed	Sect-2	Speed	Sect-3	Speed	Topspeed	laptime	pit
1	Pit Out		49.393	68.2	Pit In			2:48.880		6	38.726		38.853		<u>44.382</u>	<u>181.8</u>	212.6	2:01.961	
2	Pit Out		39.164	106.8	44.968			2:54.361		7	<u>38.461</u>		<u>38.658</u>	107.5	44.609	<u>181.8</u>	<u>216.9</u>	<u>2:01.728</u>	
3	38.860		38.837	107.5	44.500	177.3	210.1	2:02.197		8	38.733		39.252		45.051	179.1	212.2	2:03.036	
4	38.921		38.901	<u>107.7</u>	45.051	177.3	213.9	2:02.873		9	39.269		39.336		Pit In	179.1	212.6	2:19.424	
5	38.885		38.784		44.663	175.6	209.3	2:02.332		10	Pit Out		39.502		Pit In			3:10.232	

69		André CORREIA																	
lap	Sect-1	Speed	Sect-2	Speed	Sect-3	Speed	TopSpeed	laptime	pit	lap	Sect-1	Speed	Sect-2	Speed	Sect-3	Speed	Topspeed	laptime	pit
1	Pit Out	133.7	38.965	105.3	44.423			2:04.682		7	40.756	136.9	47.282	94.8	45.501	180.9	210.5	2:13.539	
2	39.473	141.9	38.629	107.1	Pit In	182.7	205.7	2:22.976		8	<u>38.286</u>	158.1	38.892	106.5	44.376	183.7	<u>217.3</u>	2:01.554	
3	Pit Out	119.9	43.620	106.6	44.823			5:31.004		9	38.910	160.5	41.659	94.3	51.275	180.0	210.5	2:11.844	
4	38.769	147.7	<u>38.343</u>	109.6	<u>44.091</u>	182.7	215.1	<u>2:01.203</u>		10	38.551	<u>164.4</u>	39.007	103.6	44.475	<u>185.6</u>	213.9	2:02.033	
5	38.754	154.7	38.390	<u>111.6</u>	44.599	180.9	213.4	2:01.743		11	42.898	162.7	40.001	102.1	Pit In	180.9	209.3	2:28.091	
6	38.991	154.1	38.861	99.8	44.596	184.6	216.4	2:02.448		12									



Caterham Racing Weekend

Autódromo Internacional do Algarve

Caterham Motorsport Iberia 42OR

4 - 7 April 2024

Laps and Sector Times - PRIVATE PRACTICE 5

Autodromo Internacional Algarve - 4652mtr.

72		Mico MINEIRO																	
lap	Sect-1	Speed	Sect-2	Speed	Sect-3	Speed	TopSpeed	laptime	pit	lap	Sect-1	Speed	Sect-2	Speed	Sect-3	Speed	Topspeed	laptime	pit
1	Pit Out		42.691	94.3	Pit In			2:39.729		4	38.862		<u>39.047</u>	<u>98.6</u>	44.373	182.7	<u>216.9</u>	2:02.282	
2	Pit Out		39.183	93.6	<u>44.212</u>			4:55.496		5	<u>38.442</u>		41.753	82.4	Pit In	<u>184.6</u>	214.3	2:29.955	
3		38.457	39.151	98.1	44.519	<u>184.6</u>	212.2	<u>2:02.127</u>		6									

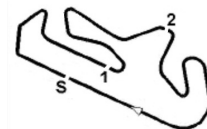
77		Gonçalo Nobre da VEIGA																	
lap	Sect-1	Speed	Sect-2	Speed	Sect-3	Speed	TopSpeed	laptime	pit	lap	Sect-1	Speed	Sect-2	Speed	Sect-3	Speed	Topspeed	laptime	pit
1	Pit Out		39.232	<u>105.0</u>	45.472			2:01.074		5	39.078		39.240	101.6	45.007	181.8	211.8	2:03.325	
2		38.915	<u>38.729</u>	101.0	<u>44.754</u>	178.2	<u>214.3</u>	<u>2:02.398</u>		6	39.222		39.023	96.5	45.380	<u>182.7</u>	211.4	2:03.625	
3		38.742	39.427	94.5	45.183	<u>182.7</u>	213.9	2:03.352		7	42.060	<u>138.3</u>	40.888	91.7	46.777	177.3	212.2	2:09.725	
4	<u>38.557</u>		39.502	96.6	44.983	180.9	213.0	2:03.042		8	40.718	116.0	44.245	103.3	Pit In	179.1	213.0	<u>2:28.823</u>	

83		Pedro R. FERREIRA																	
lap	Sect-1	Speed	Sect-2	Speed	Sect-3	Speed	TopSpeed	laptime	pit	lap	Sect-1	Speed	Sect-2	Speed	Sect-3	Speed	Topspeed	laptime	pit
1	Pit Out		38.266	111.8	44.751			2:08.402		7	<u>38.216</u>		38.515	107.9	44.774	183.7	215.6	2:01.505	
2		43.971	47.292	84.8	Pit In	174.8	154.1	2:49.481		8	38.318		38.607	110.8	44.493	<u>184.6</u>	213.4	2:01.418	
3	Pit Out		38.223	105.8	44.594			3:05.016		9	38.477		38.241	107.0	44.694	181.8	213.9	2:01.412	
4		38.303	<u>38.090</u>	<u>112.0</u>	44.860	182.7	214.3	2:01.253		10	38.486		38.305		<u>44.192</u>	181.8	<u>216.0</u>	2:00.983	
5		38.281	38.405		44.270	180.9	213.9	<u>2:00.956</u>		11	38.434		38.612	107.1	44.371	183.7	215.6	2:01.417	
6		38.402	38.391	109.1	44.310	182.7	214.7	2:01.103		12									

88		Jorge SILVA																	
lap	Sect-1	Speed	Sect-2	Speed	Sect-3	Speed	TopSpeed	laptime	pit	lap	Sect-1	Speed	Sect-2	Speed	Sect-3	Speed	Topspeed	laptime	pit
1	Pit Out		<u>38.713</u>		45.038			1:59.679		4	38.809		39.224		45.478	181.8	212.6	2:03.511	
2		38.963	38.931		<u>44.865</u>	179.1	208.9	<u>2:02.759</u>		5	39.583		38.827		44.988	178.2	206.5	2:03.398	
3	<u>38.774</u>		39.296		45.523	<u>183.7</u>	<u>214.7</u>	2:03.593		6	39.209		39.020		Pit In	180.9	209.7	<u>2:10.566</u>	

92		João Aguiar BRANCO																	
lap	Sect-1	Speed	Sect-2	Speed	Sect-3	Speed	TopSpeed	laptime	pit	lap	Sect-1	Speed	Sect-2	Speed	Sect-3	Speed	Topspeed	laptime	pit
1	Pit Out	128.6	41.021	97.6	44.302			2:07.136		7	38.013	<u>160.2</u>	38.273	102.9	45.466	183.7	<u>216.9</u>	2:01.752	
2		40.260	156.5	<u>38.092</u>	109.0	43.806	<u>186.5</u>	213.0	2:02.158	8	38.132	157.2	38.092	107.2	43.953	180.9	214.3	<u>2:00.177</u>	
3		<u>37.980</u>	157.7	39.615	105.4	Pit In	182.7	215.6	2:29.462	9	38.392	155.8	38.455	106.1	44.075	181.8	215.1	2:00.922	
4	Pit Out	153.2	38.322	<u>114.8</u>	44.110			7:58.104		10	38.289	156.5	38.175	108.5	43.934	181.8	215.1	2:00.398	
5		38.423	158.8	38.102	114.2	43.969	180.9	211.8	2:00.494	11	38.222	156.5	38.119	102.2	Pit In	181.8	216.4	<u>2:17.688</u>	
6		40.555	142.5	38.309	101.7	<u>43.792</u>	180.9	210.9	2:02.656	12									

99		TEIXEIRA-TEIXEIRA																	
lap	Sect-1	Speed	Sect-2	Speed	Sect-3	Speed	TopSpeed	laptime	pit	lap	Sect-1	Speed	Sect-2	Speed	Sect-3	Speed	Topspeed	laptime	pit
1	Pit Out	134.3	45.357	80.0	53.026			2:23.506		7	<u>41.280</u>	147.3	44.284	88.7	49.767	173.9	208.9	2:15.331	
2		43.536	143.4	43.534	80.7	51.671	170.6	208.5	2:18.741	8	41.883	142.1	42.699	86.3	49.854	173.9	209.3	2:14.436	
3		50.398	102.6	51.348	86.1	Pit In	168.2	188.5	2:54.029	9	41.633	141.7	43.636	93.8	51.473	174.8	205.7	2:16.742	
4	Pit Out	<u>149.4</u>	<u>42.424</u>	90.2	50.012			4:28.096		10	42.857	140.1	43.287	91.0	49.388	175.6	<u>213.9</u>	2:15.532	
5		42.220	141.4	43.226	87.9	50.994	172.2	210.9	2:16.440	11	42.175	143.8	42.480	<u>104.4</u>	Pit In	<u>177.3</u>	209.3	<u>2:37.047</u>	
6		42.176	135.7	42.481	100.2	<u>49.225</u>	171.4	209.3	<u>2:13.882</u>	12									



Caterham Racing Weekend

Autódromo Internacional do Algarve

Caterham Motorsport Iberia 420R

4 - 7 April 2024

Laps and Sector Times - PRIVATE PRACTICE 5

Autodromo Internacional Algarve - 4652mtr.

119 Mark STANSFIELD																			
lap	Sect-1	Speed	Sect-2	Speed	Sect-3	Speed	TopSpeed	laptime	pit	lap	Sect-1	Speed	Sect-2	Speed	Sect-3	Speed	Topspeed	laptime	pit
1	Pit Out	161.9	38.571	115.9	<u>44.442</u>			2:01.136		7	<u>38.186</u>	165.1	<u>38.146</u>	110.9	45.151	185.6	<u>216.4</u>	2:01.483	
2		38.323	156.3	38.376	116.9	44.480	183.7	213.4	<u>2:01.179</u>	8	38.798	143.2	38.562	<u>120.8</u>	Pit In	<u>187.5</u>	<u>216.4</u>	2:10.626	
3		38.502	154.9	38.387	114.5	44.854	185.6	216.0	2:01.743	9	Pit Out	145.4	39.119	115.9	44.561			3:58.262	
4		43.572	96.2	49.337	83.9	Pit In	179.1	213.4	2:37.688	10	38.808	165.9	38.450	113.7	44.671	179.1	210.9	2:01.929	
5	Pit Out	150.6	40.740	108.1	Pit In			4:02.794		11	38.834	<u>171.2</u>						2:12.896	
6	Pit Out	158.8	38.439	117.3	44.562			3:58.505		12			38.319	117.5	Pit In	181.8	214.7	2:12.896	

137 Tom OVERTON																			
lap	Sect-1	Speed	Sect-2	Speed	Sect-3	Speed	TopSpeed	laptime	pit	lap	Sect-1	Speed	Sect-2	Speed	Sect-3	Speed	Topspeed	laptime	pit
1	Pit Out	146.9	39.066	113.7	44.591			2:00.868		6	39.941	146.1	39.797	108.0	45.256	178.2	208.1	2:04.994	
2		<u>38.460</u>	166.7	38.641	108.4	<u>44.579</u>	181.8	210.1	<u>2:01.680</u>	7	39.522	147.7	39.267	<u>116.4</u>	44.656	177.3	207.7	2:03.445	
3		38.682	155.6	<u>38.582</u>	112.0	44.931	181.8	<u>217.3</u>	2:02.195	8	39.340	159.5	39.714	105.3	45.136	<u>183.7</u>	212.6	2:04.190	
4		43.590	94.8	51.824	88.4	Pit In	174.8	209.7	2:40.355	9	39.859	157.2	39.561	112.0	45.434	175.6	207.3	2:04.854	
5	Pit Out	156.1	39.494	112.3	45.749			9:25.991		10	39.514	<u>172.5</u>	39.483	111.6	45.106	176.5	202.6	2:04.103	

164 Gary TOOTELL																			
lap	Sect-1	Speed	Sect-2	Speed	Sect-3	Speed	TopSpeed	laptime	pit	lap	Sect-1	Speed	Sect-2	Speed	Sect-3	Speed	Topspeed	laptime	pit
1	Pit Out		38.919	108.0	44.735			2:00.022		6	38.948		39.053	105.7	44.850	<u>187.5</u>	208.9	2:02.851	
2		38.624	<u>38.430</u>		<u>44.475</u>	186.5	213.9	<u>2:01.529</u>		7	39.203		39.866	101.3	45.362	179.1	<u>216.9</u>	2:04.431	
3		38.828		39.172	<u>108.5</u>	44.811	181.8	213.4	2:02.811	8	39.326		40.112	105.8	44.571	185.6	216.0	2:04.009	
4		46.757		50.969	78.4	Pit In	180.9	209.3	2:46.554	9	<u>38.595</u>		38.722	107.4	44.839	182.7	214.7	2:02.156	
5	Pit Out		38.604	106.2	44.485			3:48.138		10	38.768		39.739	107.6	Pit In	181.8	215.6	2:29.290	

168 Ian DYBLE																			
lap	Sect-1	Speed	Sect-2	Speed	Sect-3	Speed	TopSpeed	laptime	pit	lap	Sect-1	Speed	Sect-2	Speed	Sect-3	Speed	Topspeed	laptime	pit
1		<u>38.786</u>	<u>150.0</u>	39.280	<u>104.2</u>	<u>44.649</u>	<u>186.5</u>	213.9	<u>2:02.715</u>	3	51.923	91.6	49.717	85.9	Pit In	180.0	194.9	2:55.444	
2		39.394	147.1	<u>39.187</u>	103.3	44.703	181.8	<u>214.7</u>	2:03.284	4									

188 Phil JENKINS																			
lap	Sect-1	Speed	Sect-2	Speed	Sect-3	Speed	TopSpeed	laptime	pit	lap	Sect-1	Speed	Sect-2	Speed	Sect-3	Speed	Topspeed	laptime	pit
1	Pit Out	141.9	39.401	105.9	<u>43.973</u>			1:59.840		6	38.531	166.4	38.538	103.3	44.965	178.2	210.1	2:02.034	
2		38.425	167.4	<u>38.117</u>	109.9	44.375	183.7	213.4	2:00.917	7	38.653	165.9	38.387	107.6	44.301	179.1	208.9	2:01.341	
3		<u>38.274</u>	161.4	38.175	<u>110.3</u>	44.413	181.8	<u>214.7</u>	<u>2:00.862</u>	8	38.530	170.3	38.392	104.4	44.263	180.9	210.9	2:01.185	
4		44.029	98.6	50.658	91.4	Pit In	<u>185.6</u>	212.6	2:39.462	9	38.546	170.3	38.468	103.0	44.262	180.0	209.3	2:01.276	
5	Pit Out	166.7	38.437	105.5	44.503			5:06.673		10	38.664	<u>170.6</u>	38.628	107.5	Pit In	179.1	210.9	2:15.256	