

## Caterham Racing Weekend

### Autódromo Internacional do Algarve

**Caterham Motorsport Iberia 420R**
**4 - 7 April 2024**
**Laps and Sector Times - PRIVATE PRACTICE 4**
**Autodromo Internacional Algarve - 4652mtr.**

1		Alex AREIA																	
lap	Sect-1	Speed	Sect-2	Speed	Sect-3	Speed	TopSpeed	laptime	pit	lap	Sect-1	Speed	Sect-2	Speed	Sect-3	Speed	Topspeed	laptime	pit
1	Pit Out		41.300	103.2	45.065			2:07.803		6	Pit Out		38.237	113.7	<u>43.495</u>			7:52.791	
2	38.300		<u>37.558</u>	115.9	43.531	185.6	213.0	1:59.389		7	38.095		38.675	116.3	43.524	188.5	210.9	2:00.294	
3	37.952		43.357	104.9	52.472	185.6	<u>216.0</u>	2:13.781		8	38.082		37.677	117.5	43.681	184.6	<u>216.0</u>	1:59.440	
4	<u>37.757</u>		37.898	<u>119.1</u>	43.552	<u>191.5</u>	213.0	<u>1:59.207</u>		9	38.743		39.276	110.1	Pit In	183.7	<u>216.0</u>	2:11.407	
5	42.380		39.277	107.8	Pit In	184.6	211.8	2:18.628		10									

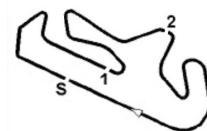
3		Duarte CAMELO																	
lap	Sect-1	Speed	Sect-2	Speed	Sect-3	Speed	TopSpeed	laptime	pit	lap	Sect-1	Speed	Sect-2	Speed	Sect-3	Speed	Topspeed	laptime	pit
1	Pit Out	112.6	41.594	99.5	46.297			2:09.313		8	39.857	144.4	39.222	107.5	<u>44.953</u>	181.8	214.7	<u>2:04.032</u>	
2	40.175	143.6	39.662	104.4	45.342	176.5	209.3	2:05.179		9	39.681	<u>160.0</u>	39.816	106.7	45.214	<u>184.6</u>	215.6	2:04.711	
3	40.551	120.1	40.953	103.2	45.495	180.9	215.1	2:06.999		10	39.794	146.5	39.852	104.5	45.378	178.2	213.0	2:05.024	
4	40.081	142.9	39.425	100.7	44.962	180.0	213.4	2:04.468		11	39.720		38.991	<u>113.2</u>	45.516	180.0	212.2	2:04.227	
5	39.732		<u>38.920</u>	103.0	45.541	181.8	<u>216.9</u>	2:04.193		12	40.221	140.4	39.548	107.5	45.661	180.0	212.6	2:05.430	
6	39.834	138.5	39.786	104.2	45.166	180.9	213.9	2:04.786		13	<u>39.454</u>		39.618	105.7	46.028	180.9	213.9	2:05.100	
7	39.658	144.6	39.770	108.7	45.538	181.8	213.0	2:04.966		14									

7		Diogo TAVARES																	
lap	Sect-1	Speed	Sect-2	Speed	Sect-3	Speed	TopSpeed	laptime	pit	lap	Sect-1	Speed	Sect-2	Speed	Sect-3	Speed	Topspeed	laptime	pit
1	Pit Out	127.8	40.348	109.0	44.027			2:06.120		8	Pit Out	132.2	49.364	83.7	53.829			3:38.996	
2	38.088	159.8	38.194	<u>119.3</u>	44.225	180.0	212.6	2:00.507		9	38.261	148.4	38.333	107.2	Pit In	183.7	216.0	2:07.285	
3	38.086	<u>163.6</u>	<u>37.852</u>	108.7	44.142	180.0	213.4	2:00.080		10	Pit Out	141.4	45.568	110.4	45.749			2:39.278	
4	43.524	145.4	39.087	109.0	43.895	181.8	192.9	2:06.506		11	38.193	161.4	38.131	110.7	44.052	188.5	213.4	2:00.376	
5	<u>37.924</u>	163.4	38.051	105.6	44.072	<u>190.5</u>	<u>216.4</u>	2:00.047		12	38.353	154.7	38.543	106.8	44.193	180.9	213.4	2:01.089	
6	37.936	161.9	37.936	112.0	<u>43.859</u>	181.8	214.7	<u>1:59.731</u>		13	40.187	157.4	38.524	104.0	Pit In	180.0	204.9	2:08.683	
7	38.412	150.6	38.225	110.9	Pit In	<u>190.5</u>	216.0	2:06.952		14									

10		João Pedro COSTA																	
lap	Sect-1	Speed	Sect-2	Speed	Sect-3	Speed	TopSpeed	laptime	pit	lap	Sect-1	Speed	Sect-2	Speed	Sect-3	Speed	Topspeed	laptime	pit
1	Pit Out		41.967	95.3	44.749			2:07.429		6	Pit Out		38.958	107.7	44.601			4:50.034	
2	38.520		<u>38.093</u>	109.3	<u>44.023</u>	<u>188.5</u>	212.6	<u>2:00.636</u>		7	38.956		39.395	105.9	45.780	180.0	214.3	2:04.131	
3	<u>38.308</u>		39.153	101.2	45.038	185.6	<u>214.7</u>	2:02.499		8	38.941		38.832	112.6	44.633	177.3	211.8	2:02.406	
4	39.201		46.825	<u>113.6</u>	45.126	173.9	203.4	2:11.152		9	39.342		39.082	110.9	Pit In	174.8	203.8	2:15.155	
5	40.355		39.403	100.8	Pit In	178.2	210.1	2:13.291		10									

11		Tomás TEIXEIRA																	
lap	Sect-1	Speed	Sect-2	Speed	Sect-3	Speed	TopSpeed	laptime	pit	lap	Sect-1	Speed	Sect-2	Speed	Sect-3	Speed	Topspeed	laptime	pit
1	Pit Out	99.5	46.149	81.4	51.549			2:27.160		6	40.321	152.1	43.469	102.1	47.238	180.9	212.2	2:11.028	
2	43.852	107.8	43.791	106.8	46.534	173.9	208.1	2:14.177		7	39.386	157.9	39.972	108.2	45.277	180.0	211.8	2:04.635	
3	40.851	136.2	41.238	97.4	49.261	177.3	<u>213.9</u>	2:11.350		8	40.272	115.8	43.585	101.8	Pit In	180.0	211.4	2:19.090	
4	43.214	131.4	41.411	102.2	Pit In	173.1	196.0	2:23.644		9	Pit Out	161.7	42.833	93.8	51.346			3:37.992	
5	Pit Out	147.1	39.867	107.6	45.018			3:20.454		10	<u>38.726</u>	159.5	<u>39.340</u>	102.8	<u>44.879</u>	<u>181.8</u>	212.6	<u>2:02.945</u>	

14		Bruno KNUDSEN																	
lap	Sect-1	Speed	Sect-2	Speed	Sect-3	Speed	TopSpeed	laptime	pit	lap	Sect-1	Speed	Sect-2	Speed	Sect-3	Speed	Topspeed	laptime	pit
1	Pit Out	127.8	43.821	91.4	46.249			2:13.312		8	38.239	<u>161.7</u>	38.828	103.2	Pit In	<u>192.5</u>	215.1	2:10.543	
2	43.486	137.4	38.751	103.9	43.882	176.5	203.4	2:06.119		9	Pit Out		42.955	104.1	44.286			3:57.031	



## Caterham Racing Weekend

### Autódromo Internacional do Algarve

Caterham Motorsport Iberia 42OR

4 - 7 April 2024

Laps and Sector Times - PRIVATE PRACTICE 4

Autodromo Internacional Algarve - 4652mtr.

3	38.125		38.624	96.9	44.544	186.5	216.0	2:01.293	10	38.179	153.2	38.275	103.5	44.504	187.5	216.4	2:00.958
4	38.426		43.748	83.6	48.354	185.6	215.6	2:10.528	11	38.456		38.388	101.7	44.029	182.7	216.4	2:00.873
5	39.572	131.9	39.765	104.1	45.907	184.6	216.0	2:05.244	12	44.543		42.674	98.9	44.146	182.7	214.7	2:11.363
6	<u>37.935</u>	160.2	<u>38.168</u>	<u>108.3</u>	43.806	186.5	<u>217.3</u>	<u>1:59.909</u>	13	38.117		57.072	87.8	Pit In	184.6	214.3	2:38.676
7	38.108	160.0	38.248	105.2	<u>43.699</u>	190.5	215.6	2:00.055	14								

19		Duarte LISBOA																	
lap	Sect-1	Speed	Sect-2	Speed	Sect-3	Speed	TopSpeed	laptime	pit	lap	Sect-1	Speed	Sect-2	Speed	Sect-3	Speed	Topspeed	laptime	pit
1	Pit Out		52.047	84.7	53.470			2:32.465		7	38.824		38.799	111.5	44.588	181.8	214.7	<u>2:02.211</u>	
2	39.876		39.151	103.9	44.777	169.0	206.9	2:03.804		8	39.388		38.824	100.7	<u>44.340</u>	181.8	213.4	2:02.552	
3	46.955		38.927	109.9	44.444	181.8	212.2	2:10.326		9	39.096		39.464	<u>114.4</u>	45.511	<u>187.5</u>	<u>215.1</u>	2:04.071	
4	38.720		<u>38.598</u>	108.7	44.976	184.6	211.8	2:02.294		10	39.841		39.229	104.3	45.374	181.8	213.0	2:04.444	
5	<u>38.555</u>		39.067	103.3	45.373	182.7	214.3	2:02.995		11	39.384		38.659	109.5	Pit In	186.5	207.7	2:18.220	
6	39.505		38.844	111.0	45.021	181.8	211.8	2:03.370		12									

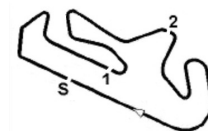
23		Diogo COSTA																	
lap	Sect-1	Speed	Sect-2	Speed	Sect-3	Speed	TopSpeed	laptime	pit	lap	Sect-1	Speed	Sect-2	Speed	Sect-3	Speed	Topspeed	laptime	pit
1	Pit Out		42.533	98.6	49.877			2:11.604		4	45.318		51.224	109.6	44.660	<u>183.7</u>	<u>216.4</u>	2:21.202	
2	45.224		43.596	93.6	45.759	158.6	188.5	2:14.579		5	<u>38.862</u>		<u>38.779</u>	<u>111.7</u>	44.922	181.8	213.4	<u>2:02.563</u>	
3	38.971		39.250	92.7	<u>44.436</u>	178.2	209.7	2:02.657		6	46.305		42.271	96.4	Pit In	176.5	204.2	2:31.947	

24		Luis Filipe OLIVEIRA																	
lap	Sect-1	Speed	Sect-2	Speed	Sect-3	Speed	TopSpeed	laptime	pit	lap	Sect-1	Speed	Sect-2	Speed	Sect-3	Speed	Topspeed	laptime	pit
1	Pit Out	112.7	40.683	105.4	44.683			2:04.307		7	38.238	149.0	39.087	<u>112.7</u>	44.136	186.5	213.4	2:01.461	
2	38.664	150.4	38.675	102.9	<u>44.037</u>	185.6	211.8	2:01.376		8	38.224		38.273	112.3	Pit In	185.6	217.3	2:08.646	
3	38.462	148.6	38.899	93.9	44.447	188.5	216.0	2:01.808		9	Pit Out		38.501	107.8	44.287			3:36.051	
4	38.139	150.8	38.971	105.9	44.730	<u>192.5</u>	<u>217.7</u>	2:01.840		10	38.183		38.281	97.7	44.351	185.6	217.3	2:00.815	
5	<u>38.090</u>	<u>160.2</u>	38.759	107.6	44.258	185.6	215.1	2:01.107		11	38.967	147.9	39.137	101.4	Pit In	180.9	210.9	2:16.791	
6	38.106	154.7	<u>38.164</u>	106.7	44.073	182.7	214.7	<u>2:00.343</u>		12									

29		Paulo COSTA																	
lap	Sect-1	Speed	Sect-2	Speed	Sect-3	Speed	TopSpeed	laptime	pit	lap	Sect-1	Speed	Sect-2	Speed	Sect-3	Speed	Topspeed	laptime	pit
1	Pit Out		40.081		45.730			2:07.197		4	<u>39.387</u>		40.087		45.322	175.6	207.3	2:04.796	
2	39.931		<u>39.346</u>		<u>45.259</u>	<u>176.5</u>	207.3	<u>2:04.536</u>		5	40.009		40.313		Pit In	175.6	208.9	2:21.791	
3	39.593		39.946		45.466	<u>176.5</u>	<u>213.0</u>	2:05.005		6									

33		SARAI VA - SARAI VA																	
lap	Sect-1	Speed	Sect-2	Speed	Sect-3	Speed	TopSpeed	laptime	pit	lap	Sect-1	Speed	Sect-2	Speed	Sect-3	Speed	Topspeed	laptime	pit
1	Pit Out		42.495	99.5	44.777			2:09.460		7	39.422		39.649	103.0	Pit In	174.8	208.5	2:14.604	
2	<u>38.442</u>		38.134	<u>114.8</u>	<u>43.874</u>	186.5	214.7	<u>2:00.450</u>		8	Pit Out		50.685	75.7	1:01.507			3:58.038	
3	38.458		39.137	104.2	Pit In	180.9	208.5	2:17.929		9	51.964		40.070	108.7	43.925	131.4	135.2	2:15.959	
4	Pit Out		<u>38.106</u>	114.3	44.458			7:18.928		10	39.134		38.587	105.8	44.164	<u>189.5</u>	208.9	2:01.885	
5	38.764		38.618	107.2	44.127	185.6	<u>216.9</u>	2:01.509		11	38.940		38.693	110.1	Pit In	179.1	206.9	2:09.604	
6	38.897		38.737	109.1	44.599	187.5	209.3	2:02.233		12									

36		António N. ALMEIDA																	
lap	Sect-1	Speed	Sect-2	Speed	Sect-3	Speed	TopSpeed	laptime	pit	lap	Sect-1	Speed	Sect-2	Speed	Sect-3	Speed	Topspeed	laptime	pit
1	Pit Out	141.2	41.574	92.9	45.403			2:06.282		7	38.772		38.668	108.2	Pit In	178.2	209.3	2:10.908	



## Caterham Racing Weekend

### Autódromo Internacional do Algarve

Caterham Motorsport Iberia 42OR

4 - 7 April 2024

Laps and Sector Times - PRIVATE PRACTICE 4

Autodromo Internacional Algarve - 4652mtr.

2	38.945	140.8	39.521	91.5	<u>44.129</u>	181.8	<u>216.4</u>	2:02.595	8	Pit Out	145.9	38.858	104.7	44.646			4:25.531
3	38.593		38.716	97.0	44.812	<u>188.5</u>	215.1	2:02.121	9	38.737	148.8	39.499	100.8	44.969	180.0	211.8	2:03.205
4	38.655		39.429	101.1	Pit In	181.8	214.3	2:10.568	10	<u>38.472</u>	155.8	38.829	100.8	45.208	182.7	214.7	2:02.509
5	Pit Out		39.365	104.8	45.655			4:11.845	11	38.939		38.583	105.4	44.681	177.3	210.5	2:02.203
6	38.485		<u>38.523</u>	107.4	44.730	185.6	213.0	<u>2:01.738</u>	12	38.645	<u>162.4</u>	38.707	<u>110.5</u>	Pit In	179.1	210.5	2:14.264

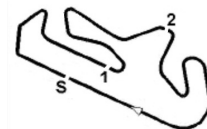
38		Ricardo PEDROSA																	
lap	Sect-1	Speed	Sect-2	Speed	Sect-3	Speed	TopSpeed	laptime	pit	lap	Sect-1	Speed	Sect-2	Speed	Sect-3	Speed	Topspeed	laptime	pit
1	Pit Out		39.626		45.609			2:11.669		7	56.256		47.268		Pit In	140.1	149.4	2:50.163	
2	38.996		38.623		45.560	181.8	213.4	2:03.179		8	Pit Out		49.317		47.656			3:36.932	
3	39.284		38.685		45.378	181.8	212.2	2:03.347		9	39.202		38.674		<u>44.684</u>	179.1	207.7	2:02.560	
4	38.656		<u>38.293</u>		44.962	182.7	215.6	<u>2:01.911</u>		10	38.527		38.941		44.763	184.6	210.5	2:02.231	
5	39.443		38.761	<u>113.6</u>	44.938	<u>187.5</u>	211.8	2:03.142		11	39.157		38.655		45.130	180.9	<u>216.4</u>	2:02.942	
6	<u>38.399</u>		38.471		46.595	184.6	<u>216.4</u>	2:03.465		12									

42		MOURA JR-MOURA																	
lap	Sect-1	Speed	Sect-2	Speed	Sect-3	Speed	TopSpeed	laptime	pit	lap	Sect-1	Speed	Sect-2	Speed	Sect-3	Speed	Topspeed	laptime	pit
1	Pit Out		43.635	89.2	48.361			2:16.327		4	<u>40.591</u>	<u>132.0</u>	<u>39.944</u>	<u>109.0</u>	Pit In	179.1	212.2	2:20.957	
2	41.670	123.0	41.014	104.5	47.523	175.6	208.5	2:10.207		5	Pit Out		41.600	107.5	46.286			2:51.923	
3	41.360		40.450	107.1	<u>45.939</u>	176.5	209.7	<u>2:07.749</u>		6									

46		Nélson GOMES																	
lap	Sect-1	Speed	Sect-2	Speed	Sect-3	Speed	TopSpeed	laptime	pit	lap	Sect-1	Speed	Sect-2	Speed	Sect-3	Speed	Topspeed	laptime	pit
1	Pit Out		41.025	99.7	44.964			2:03.953		5	51.888		50.211	76.5	Pit In	168.2	187.5	2:49.038	
2	<u>38.958</u>		<u>38.660</u>	110.9	44.677	182.7	<u>211.8</u>	<u>2:02.295</u>		6	Pit Out		46.736	82.8	45.434			5:59.726	
3	39.458		38.869	<u>118.2</u>	<u>44.279</u>	176.5	203.4	2:02.606		7	39.213		39.301	100.7	45.164	<u>183.7</u>	210.9	2:03.678	
4	39.320		45.691		45.145	180.0	206.5	2:10.156		8	39.780		39.537	108.9	Pit In	168.2	197.8	2:13.768	

47		Guilherme DAL MASO																	
lap	Sect-1	Speed	Sect-2	Speed	Sect-3	Speed	TopSpeed	laptime	pit	lap	Sect-1	Speed	Sect-2	Speed	Sect-3	Speed	Topspeed	laptime	pit
1	Pit Out	123.3	40.467	105.6	44.766			2:06.013		6	38.330		38.458	107.7	44.420	184.6	215.6	2:01.208	
2	38.250		38.914	100.9	44.652	184.6	212.6	2:01.816		7	38.286		38.574	109.8	44.449	183.7	215.6	2:01.309	
3	38.286	<u>154.9</u>	38.703	106.9	44.247	186.5	215.1	2:01.236		8	<u>38.156</u>		38.505	106.6	<u>43.966</u>	183.7	<u>216.9</u>	<u>2:00.627</u>	
4	38.603		38.814	103.9	44.276	182.7	214.3	2:01.693		9	38.624	146.5	38.896	98.4	44.157	<u>187.5</u>	214.3	2:01.677	
5	38.469		<u>38.424</u>	103.5	44.475	181.8	203.8	2:01.368		10	41.243		38.722	<u>110.2</u>	Pit In	183.7	214.7	2:12.817	

48		Sergei OREKHOV																	
lap	Sect-1	Speed	Sect-2	Speed	Sect-3	Speed	TopSpeed	laptime	pit	lap	Sect-1	Speed	Sect-2	Speed	Sect-3	Speed	Topspeed	laptime	pit
1	Pit Out	120.7	40.313	107.4	45.317			2:05.258		8	39.101	160.7	39.036	101.9	Pit In	181.8	213.4	2:14.958	
2	38.363	155.2	<u>38.585</u>	108.1	44.523	185.6	212.6	<u>2:01.471</u>		9	Pit Out	159.1	39.378	96.7	44.794			5:49.290	
3	38.517	159.8	38.665	103.6	44.389	182.7	215.6	2:01.571		10	38.581	162.2	39.231	87.0	45.003	180.0	211.8	2:02.815	
4	38.530	157.2	38.818	108.2	44.449	<u>191.5</u>	<u>216.9</u>	2:01.797		11	38.833	<u>168.5</u>	38.896	95.1	45.532	185.6	215.1	2:03.261	
5	38.389	164.4	39.907	103.6	<u>44.344</u>	184.6	215.6	2:02.640		12	38.892	164.6	39.507	92.8	44.559	180.9	212.2	2:02.958	
6	<u>38.351</u>	162.7	38.693	106.3	44.805	185.6	216.0	2:01.849		13	38.981	153.4	39.047	98.5	Pit In	180.9	213.9	2:14.397	
7	38.857	158.8	38.920	<u>108.3</u>	44.705	182.7	216.4	2:02.482		14									



## Caterham Racing Weekend

### Autódromo Internacional do Algarve

Caterham Motorsport Iberia 420R

4 - 7 April 2024

Laps and Sector Times - PRIVATE PRACTICE 4

Autodromo Internacional Algarve - 4652mtr.

61		J. J. MAGALHÃES JR																	
lap	Sect-1	Speed	Sect-2	Speed	Sect-3	Speed	TopSpeed	laptime	pit	lap	Sect-1	Speed	Sect-2	Speed	Sect-3	Speed	Topspeed	laptime	pit
1	Pit Out		42.598	90.8	47.726			2:11.562		7	<u>38.451</u>		38.876	112.9	45.215	185.6	213.0	<u>2:02.542</u>	
2	39.311		39.401	103.2	45.260	179.1	213.4	2:03.972		8	39.212		38.964	109.4	<u>44.699</u>	184.6	212.2	2:02.875	
3	38.624		39.258	96.6	45.062	183.7	213.9	2:02.944		9	38.875		38.948	<u>115.0</u>	45.351	185.6	213.0	2:03.174	
4	38.873		<u>38.606</u>	110.1	45.636	180.9	<u>215.6</u>	2:03.115		10	39.304		38.797	103.0	45.729	186.5	209.3	2:03.830	
5	38.761		39.166	111.3	45.356	<u>189.5</u>	213.4	2:03.283		11	38.796		39.047	109.5	Pit In	182.7	<u>215.6</u>	2:14.854	
6	39.589		39.102	111.8	44.767	186.5	214.7	2:03.458		12	Pit Out		39.102	106.6	45.230			5:05.846	

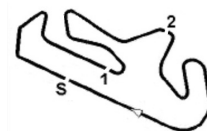
62		J. J. MAGALHÃES																	
lap	Sect-1	Speed	Sect-2	Speed	Sect-3	Speed	TopSpeed	laptime	pit	lap	Sect-1	Speed	Sect-2	Speed	Sect-3	Speed	Topspeed	laptime	pit
1	Pit Out		38.244		<u>43.874</u>			2:04.108		5	Pit Out		49.484	<u>88.2</u>	47.077			11:51.391	
2	<u>37.873</u>		38.260		44.081	186.5	213.0	<u>2:00.214</u>		6	38.382		38.205		44.356	180.0	210.5	2:00.943	
3	38.015		38.165		44.323	183.7	216.4	2:00.503		7	41.845		38.944		44.416	183.7	207.7	2:05.205	
4	38.241		<u>38.141</u>		Pit In	183.7	<u>220.9</u>	2:14.835		8	41.142		38.437		44.241	<u>187.5</u>	213.4	2:03.820	

66		J. J. OLIVEIRA																	
lap	Sect-1	Speed	Sect-2	Speed	Sect-3	Speed	TopSpeed	laptime	pit	lap	Sect-1	Speed	Sect-2	Speed	Sect-3	Speed	Topspeed	laptime	pit
1	Pit Out		40.357		44.488			2:06.832		8	Pit Out		46.376		44.192			4:42.141	
2	38.805		38.392		<u>44.138</u>	183.7	213.9	2:01.335		9	38.716		47.025	67.8	55.850	<u>189.5</u>	216.0	2:21.591	
3	38.135		38.483		44.342	180.9	214.3	2:00.960		10	38.223		38.814	108.9	45.002	181.8	213.9	2:02.039	
4	38.331		1:03.431	88.7	44.526	180.0	213.0	2:26.288		11	38.513		38.588		44.631	180.9	210.9	2:01.732	
5	38.333		<u>38.325</u>	<u>112.9</u>	44.244	180.9	<u>216.4</u>	2:00.902		12	1:00.540		39.592	99.4	45.170	179.1	189.8	2:25.302	
6	38.128		38.835	112.3	44.428	180.9	211.8	2:01.391		13	<u>38.000</u>		38.420		44.315	186.5	<u>216.4</u>	<u>2:00.735</u>	
7	38.265		38.629	109.8	Pit In	181.8	214.3	2:10.401		14									

69		André CORREIA																	
lap	Sect-1	Speed	Sect-2	Speed	Sect-3	Speed	TopSpeed	laptime	pit	lap	Sect-1	Speed	Sect-2	Speed	Sect-3	Speed	Topspeed	laptime	pit
1	Pit Out	133.2	48.927	76.1	50.934			2:22.634		7	38.957	156.1	38.636	108.0	<u>44.106</u>	181.8	213.9	2:01.699	
2	<u>38.201</u>	164.1	38.580	105.1	44.281	<u>189.5</u>	213.4	<u>2:01.062</u>		8	39.201	151.9	39.888	<u>110.4</u>	44.160	186.5	212.6	2:03.249	
3	38.988	140.6	39.016	108.1	44.200	181.8	209.3	2:02.204		9	44.606	118.6	53.309	80.8	59.262	186.5	183.1	2:37.177	
4	38.628	162.2	38.658	106.2	44.155	185.6	<u>216.4</u>	2:01.441		10	38.810	157.4	38.656	105.4	44.320	179.1	213.4	2:01.786	
5	38.538	160.7	38.814	105.5	Pit In	185.6	214.7	2:15.229		11	38.798	<u>164.4</u>	<u>38.575</u>	101.2	Pit In	181.8	215.1	2:12.406	
6	Pit Out	153.2	39.035	101.7	44.347			5:08.379		12									

72		Mico MINEIRO																	
lap	Sect-1	Speed	Sect-2	Speed	Sect-3	Speed	TopSpeed	laptime	pit	lap	Sect-1	Speed	Sect-2	Speed	Sect-3	Speed	Topspeed	laptime	pit
1	Pit Out		41.437	<u>108.9</u>	44.791			2:09.378		4	38.877		38.923	107.8	45.225	183.7	213.4	2:03.025	
2	38.799		38.935	104.4	44.810	180.0	<u>215.6</u>	2:02.544		5	38.675		<u>38.748</u>	106.6	44.712	<u>191.5</u>	206.1	<u>2:02.135</u>	
3	38.639		38.944	103.2	<u>44.631</u>	180.9	210.5	2:02.214		6	<u>38.570</u>		39.625	97.6	Pit In	185.6	213.4	<u>2:23.867</u>	

77		Gonçalo Nobre da VEIGA																	
lap	Sect-1	Speed	Sect-2	Speed	Sect-3	Speed	TopSpeed	laptime	pit	lap	Sect-1	Speed	Sect-2	Speed	Sect-3	Speed	Topspeed	laptime	pit
1	Pit Out	118.2	40.660	<u>107.4</u>	45.695			2:07.918		8	39.128		38.806	96.1	45.087	181.8	214.3	2:03.021	
2	38.740	147.9	38.999	103.3	<u>44.545</u>	185.6	211.4	2:02.284		9	38.675	<u>160.0</u>	39.135	89.6	Pit In	180.9	212.2	2:11.055	
3	<u>38.445</u>	149.6	38.732	105.7	44.894	187.5	212.2	2:02.071		10	Pit Out	117.0	49.081	65.5	53.345			4:32.904	
4	38.735	153.0	38.817	102.6	44.927	186.5	210.5	2:02.479		11	38.879		38.726	101.4	44.903	179.1	212.2	2:02.508	
5	38.678	154.5	<u>38.563</u>	101.2	44.616	189.5	<u>216.0</u>	<u>2:01.857</u>		12	38.772		38.971	101.4	45.246	180.0	212.2	2:02.989	



## Caterham Racing Weekend

Autódromo Internacional do Algarve

Caterham Motorsport Iberia 42OR

4 - 7 April 2024

Laps and Sector Times - PRIVATE PRACTICE 4

Autodromo Internacional Algarve - 4652mtr.

6	38.877	149.2	39.329	95.5	45.123	<u>191.5</u>	215.1	2:03.329	13	39.105	40.120	91.8	Pit In	179.1	211.4	2:10.716
7	38.742		38.699	102.8	45.368	183.7	213.0	2:02.809	14							

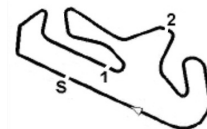
83		Pedro R. FERREIRA																	
lap	Sect-1	Speed	Sect-2	Speed	Sect-3	Speed	TopSpeed	laptime	pit	lap	Sect-1	Speed	Sect-2	Speed	Sect-3	Speed	Topspeed	laptime	pit
1	Pit Out		38.610	107.1	44.053			2:02.436		7	38.565		38.332	105.6	44.592	<u>191.5</u>	216.0	2:01.489	
2	38.215		38.188	106.2	45.136	184.6	215.6	2:01.539		8	39.333		39.362		44.567	180.9	<u>216.4</u>	2:03.262	
3	38.320		<u>37.934</u>	<u>111.2</u>	44.195	183.7	214.7	2:00.449		9	38.472		38.749	101.3	45.411	183.7	214.7	2:02.632	
4	38.324		37.993	108.1	44.119	184.6	215.1	2:00.436		10	38.384		38.680	103.3	44.179	183.7	216.0	2:01.243	
5	<u>38.155</u>		38.198	107.1	<u>43.990</u>	183.7	<u>216.4</u>	<u>2:00.343</u>		11	38.697		38.469	101.5	44.681	181.8	215.6	2:01.847	
6	38.855		38.894	94.8	44.222	181.8	214.3	2:01.971		12	38.860		38.714	104.8	Pit In	177.3	211.4	2:08.918	

88		Jorge SILVA																	
lap	Sect-1	Speed	Sect-2	Speed	Sect-3	Speed	TopSpeed	laptime	pit	lap	Sect-1	Speed	Sect-2	Speed	Sect-3	Speed	Topspeed	laptime	pit
1	Pit Out		48.887		51.271			2:26.754		8	39.342		42.059		44.592	177.3	208.1	2:05.993	
2	39.774		39.078		<u>44.272</u>	181.8	214.3	2:03.124		9	<u>38.561</u>		39.285		Pit In	180.0	213.9	2:09.958	
3	38.994		<u>38.723</u>		45.889	<u>190.5</u>	<u>214.7</u>	2:03.606		10	Pit Out		38.962		44.940			4:40.159	
4	39.314		39.115		45.173	176.5	209.3	2:03.602		11	39.234		38.968		44.785	175.6	210.5	2:02.987	
5	39.127		39.045		45.338	177.3	208.1	2:03.510		12	38.942		39.028		44.720	178.2	212.2	<u>2:02.690</u>	
6	39.245		39.182		44.880	178.2	208.9	2:03.307		13	38.896				Pit In	181.8	208.9	2:11.486	
7	39.293		39.154		44.949	177.3	204.9	2:03.396		14									

99		TEIXEIRA - TEIXEIRA																	
lap	Sect-1	Speed	Sect-2	Speed	Sect-3	Speed	TopSpeed	laptime	pit	lap	Sect-1	Speed	Sect-2	Speed	Sect-3	Speed	Topspeed	laptime	pit
1	Pit Out	124.0	43.618	82.8	47.745			2:16.223		7	Pit Out	126.5	46.188	94.1	47.594			4:39.069	
2	40.703	138.5	47.681	89.2	46.654	176.5	210.9	2:15.038		8	<u>40.436</u>	<u>149.8</u>	41.981	91.4	<u>46.406</u>	178.2	213.9	<u>2:08.823</u>	
3	40.833	130.9	42.581	88.2	47.291	179.1	<u>214.3</u>	2:10.705		9	45.305	135.8	<u>40.951</u>	93.8	47.112	179.1	212.6	2:13.368	
4	41.077	135.7	41.996	90.1	47.864	178.2	<u>214.3</u>	2:10.937		10	41.428	132.8	44.009	<u>96.9</u>	52.937	177.3	212.2	2:18.374	
5	40.821	137.6	41.457	90.2	46.909	<u>181.8</u>	213.0	2:09.187		11	42.783	136.2	41.666	92.2	47.318	163.6	176.5	2:11.767	
6	41.914	133.3	46.252	88.9	Pit In	180.9	205.7	<u>2:43.432</u>		12	40.891	142.1	45.424	94.7	Pit In	178.2	212.2	2:40.557	

119		Mark STANSFIELD																	
lap	Sect-1	Speed	Sect-2	Speed	Sect-3	Speed	TopSpeed	laptime	pit	lap	Sect-1	Speed	Sect-2	Speed	Sect-3	Speed	Topspeed	laptime	pit
1	Pit Out	151.7	38.275	<u>118.9</u>	44.666			2:01.002		6	38.623	162.4	38.362	118.3	44.825	180.9	213.4	2:01.810	
2	38.088	147.5	<u>38.260</u>	117.8	44.952	181.8	215.1	<u>2:01.300</u>		7	38.859	161.9	39.819	114.4	Pit In	180.0	211.4	2:16.473	
3	<u>38.027</u>	157.0	38.453	115.4	Pit In	<u>182.7</u>	<u>216.0</u>	2:08.635		8	Pit Out	<u>164.4</u>	38.584	116.6	45.060			4:03.332	
4	Pit Out	156.3	38.761	113.1	44.714			12:25.916		9	38.740	157.9	38.507	<u>118.9</u>	45.017	179.1	211.8	2:02.264	
5	38.547	156.3	38.559	117.9	<u>44.474</u>	180.9	215.1	2:01.580		10									

137		Tom OVERTON																	
lap	Sect-1	Speed	Sect-2	Speed	Sect-3	Speed	TopSpeed	laptime	pit	lap	Sect-1	Speed	Sect-2	Speed	Sect-3	Speed	Topspeed	laptime	pit
1	Pit Out	136.9	40.520	115.3	46.558			2:06.430		5	39.413	158.4	<u>39.301</u>	112.5	45.382	176.5	208.9	2:04.096	
2	39.538	153.2	39.502	<u>118.6</u>	45.250	<u>178.2</u>	210.9	2:04.290		6	<u>39.137</u>	<u>163.9</u>	39.545	107.8	<u>45.228</u>	177.3	<u>211.8</u>	<u>2:03.910</u>	
3	39.521	148.1	39.400	101.4	46.052	<u>178.2</u>	210.5	2:04.973		7	39.530	153.6	39.401	110.3	45.402	177.3	208.1	2:04.333	
4	40.412	137.4	39.468	117.1	45.435	177.3	208.1	2:05.315		8	39.298	157.2	39.354	113.0	45.427	177.3	208.9	2:04.079	



## Caterham Racing Weekend

Autódromo Internacional do Algarve

Caterham Motorsport Iberia 420R

4 - 7 April 2024

Laps and Sector Times - PRIVATE PRACTICE 4

Autodromo Internacional Algarve - 4652mtr.

164 Gary TOOTELL																				
lap	Sect-1	Speed	Sect-2	Speed	Sect-3	Speed	TopSpeed	laptime	pit	lap	Sect-1	Speed	Sect-2	Speed	Sect-3	Speed	Topspeed	laptime	pit	
1	Pit Out		<u>38.137</u>	<u>115.5</u>	44.424			2:01.288		7	Pit Out		39.168	108.4	44.981				5:19.653	
2	38.234		38.308	107.9	45.043	179.1	210.9	2:01.585		8	39.240		40.624	97.0	45.193	179.1	212.2	2:05.057		
3	38.264		38.522		Pit In	181.8	213.0	2:07.502		9	38.946		39.128	103.7	45.775	180.9	210.5	2:03.849		
4	Pit Out		46.095	104.4	47.241			6:36.021		10	39.122		38.974	103.4	44.685	181.8	193.9	2:02.781		
5	38.290		38.356		<u>44.237</u>	<u>193.5</u>	216.4	<u>2:00.883</u>		11	38.654		38.921	111.0	45.128	181.8	<u>217.3</u>	2:02.703		
6	<u>38.216</u>		38.497	112.5	Pit In	180.9	212.2	2:09.724		12										

168 Ian DYBLE																				
lap	Sect-1	Speed	Sect-2	Speed	Sect-3	Speed	TopSpeed	laptime	pit	lap	Sect-1	Speed	Sect-2	Speed	Sect-3	Speed	Topspeed	laptime	pit	
1	Pit Out	136.4	39.505	105.0	44.781			2:03.649		7	41.392	139.5	40.066	102.7	44.908	180.9	199.6	2:06.366		
2	39.182	143.8	39.935	<u>106.7</u>	44.972	181.8	213.4	2:04.089		8	<u>38.957</u>	149.0	39.785	100.3	44.727	181.8	<u>215.6</u>	<u>2:03.469</u>		
3	39.359	148.4	39.574	99.0	Pit In	177.3	213.0	2:18.373		9	39.032	151.5	<u>39.454</u>	100.4	Pit In	<u>186.5</u>	214.7	2:13.844		
4	Pit Out	136.7	46.607	103.6	<u>44.474</u>			4:26.486		10	Pit Out	126.8	46.111	102.9	54.287			3:42.528		
5	39.163	144.4	39.841	100.9	44.787	182.7	215.1	2:03.791		11	39.995	<u>155.2</u>	39.600	96.6	Pit In	172.2	207.7	2:28.894		
6	39.128	153.2	39.671	96.3	44.902	181.8	214.3	2:03.701		12										

172 Martin AMISON																				
lap	Sect-1	Speed	Sect-2	Speed	Sect-3	Speed	TopSpeed	laptime	pit	lap	Sect-1	Speed	Sect-2	Speed	Sect-3	Speed	Topspeed	laptime	pit	
1	Pit Out	130.6	39.406	111.9	44.426			2:02.420		7	39.748	148.1	39.300		45.114	184.6	215.6	2:04.162		
2	<u>38.429</u>	158.8	38.620	108.1	<u>44.411</u>	<u>192.5</u>	<u>216.9</u>	<u>2:01.460</u>		8	38.802	<u>163.6</u>	39.344	104.0	Pit In	184.6	215.1	2:18.260		
3	39.043	159.8	<u>38.390</u>	119.6	44.583	186.5	213.4	2:02.016		9	Pit Out	148.6	39.234	111.6	44.881			3:37.011		
4	43.979	105.7	45.559	103.1	Pit In	187.5	205.3	2:34.101		10	39.170	149.8	39.285	113.2	45.057	184.6	215.1	2:03.512		
5	Pit Out	135.0	39.236	<u>120.8</u>	45.120			4:26.133		11	39.296	154.9	39.010	110.4	Pit In	183.7	214.7	2:18.324		
6	38.963	158.4	39.075	108.1	45.103	184.6	215.1	2:03.141		12										

188 Phil JENKINS																				
lap	Sect-1	Speed	Sect-2	Speed	Sect-3	Speed	TopSpeed	laptime	pit	lap	Sect-1	Speed	Sect-2	Speed	Sect-3	Speed	Topspeed	laptime	pit	
1	Pit Out	150.0	38.343	113.6	<u>44.130</u>			1:59.787		6	38.294	167.2	<u>38.020</u>	108.7	Pit In	184.6	<u>216.0</u>	2:12.558		
2	<u>38.155</u>	164.6	38.146	<u>119.9</u>	44.575	181.8	213.4	<u>2:00.876</u>		7	Pit Out	159.3	38.894	102.9	44.637			4:08.451		
3	38.561	158.4	38.624	104.1	44.212	179.1	211.8	2:01.397		8	38.588	<u>172.8</u>	38.855	103.1	44.821	179.1	210.5	2:02.264		
4	38.404	165.6	38.660	108.9	44.423	<u>187.5</u>	215.6	2:01.487		9	38.690	163.6	38.500	104.9	44.611	179.1	210.9	2:01.801		
5	38.383	164.9	38.127	119.2	44.738	179.1	215.6	2:01.248		10	38.969	165.4	38.464	102.3	Pit In	179.1	208.9	2:16.482		