



## Caterham Racing Weekend

### Autódromo Internacional do Algarve

Caterham Motorsport Iberia 420R

4 - 7 April 2024

Laps and Sector Times - PRIVATE PRACTICE 3

Autodromo Internacional Algarve - 4652mtr.

1		Alex AREIA																	
lap	Sect-1	Speed	Sect-2	Speed	Sect-3	Speed	TopSpeed	laptime	pit	lap	Sect-1	Speed	Sect-2	Speed	Sect-3	Speed	Topspeed	laptime	pit
1	Pit Out		42.751	104.5	44.907			2:06.717		4	<u>37.860</u>		<u>37.383</u>	<u>117.5</u>	43.535	185.6	213.0	<u>1:58.778</u>	
2	38.366		38.226	113.8	43.678	<u>186.5</u>	210.1	2:00.270		5	37.996		37.594	116.9	43.602	185.6	212.6	1:59.192	
3	38.024		37.597	113.9	<u>43.522</u>	183.7	<u>216.0</u>	1:59.143		6	38.018		38.570	105.8	Pit In	<u>186.5</u>	212.6	2:12.631	

3		Duarte CAMELO																	
lap	Sect-1	Speed	Sect-2	Speed	Sect-3	Speed	TopSpeed	laptime	pit	lap	Sect-1	Speed	Sect-2	Speed	Sect-3	Speed	Topspeed	laptime	pit
1	Pit Out	132.7	40.335	108.8	46.075			2:12.469		5	<u>39.200</u>	136.7	39.771	112.7	<u>45.270</u>	180.9	216.0	2:04.241	
2	40.739	135.0	40.049	111.1	46.472	180.9	214.7	2:07.260		6	39.268	141.2	<u>39.205</u>	114.5	45.286	<u>182.7</u>	215.1	<u>2:03.759</u>	
3	40.547	132.4	39.897	108.2	45.440	178.2	212.6	2:05.884		7	39.442	144.6	39.257	<u>115.6</u>	45.902	180.9	215.6	2:04.601	
4	39.516		39.412	111.2	45.646	180.9	<u>216.9</u>	2:04.574		8	40.616	<u>145.9</u>	40.215	105.7	Pit In	180.9	<u>216.9</u>	2:27.358	

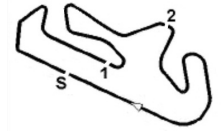
4		Rafael LOBATO																	
lap	Sect-1	Speed	Sect-2	Speed	Sect-3	Speed	TopSpeed	laptime	pit	lap	Sect-1	Speed	Sect-2	Speed	Sect-3	Speed	Topspeed	laptime	pit
1	Pit Out	145.7	39.863	94.9	44.745			2:04.080		5	41.904	121.2	43.034	98.0	44.277	179.1	211.8	2:09.215	
2	38.447	159.1	38.119	<u>105.0</u>	44.004	184.6	<u>215.6</u>	2:00.570		6	38.488	<u>168.5</u>	<u>38.079</u>	102.4	43.876	<u>189.5</u>	209.3	<u>2:00.443</u>	
3	38.433	155.6	38.292	103.8	<u>43.792</u>	182.7	213.9	2:00.517		7	<u>38.256</u>	161.9	38.496	97.6	43.917	183.7	215.1	2:00.669	
4	38.474	159.8	38.830	100.0	45.054	182.7	215.1	2:02.358		8	41.489	140.3	44.262	97.5	Pit In	183.7	207.7	2:19.943	

7		Diogo TAVARES																	
lap	Sect-1	Speed	Sect-2	Speed	Sect-3	Speed	TopSpeed	laptime	pit	lap	Sect-1	Speed	Sect-2	Speed	Sect-3	Speed	Topspeed	laptime	pit
1	Pit Out	141.4	39.187	<u>115.6</u>	<u>43.834</u>			2:04.428		4	38.049	164.6	37.872	113.4	44.019	183.7	<u>216.9</u>	1:59.940	
2	37.965	157.7	38.013	111.5	44.198	184.6	213.0	2:00.176		5	38.657	<u>169.8</u>	39.614	115.1	Pit In	184.6	215.1	2:07.008	
3	<u>37.860</u>	164.6	<u>37.869</u>	112.1	43.895	<u>187.5</u>	213.4	<u>1:59.624</u>		6	Pit Out	147.5	38.223	113.4	Pit In			6:55.121	

10		João Pedro COSTA																	
lap	Sect-1	Speed	Sect-2	Speed	Sect-3	Speed	TopSpeed	laptime	pit	lap	Sect-1	Speed	Sect-2	Speed	Sect-3	Speed	Topspeed	laptime	pit
1	Pit Out		42.665	104.3	45.037			2:06.198		4	38.827		38.735	<u>113.4</u>	<u>44.719</u>	180.0	215.6	2:02.281	
2	39.479		38.687	110.9	44.951	<u>186.5</u>	213.4	2:03.117		5	<u>38.596</u>		<u>38.653</u>	111.7	44.821	183.7	<u>216.0</u>	<u>2:02.070</u>	
3	38.943		38.774	108.9	45.281	179.1	210.1	2:02.998		6									

11		Tomás TEIXEIRA																	
lap	Sect-1	Speed	Sect-2	Speed	Sect-3	Speed	TopSpeed	laptime	pit	lap	Sect-1	Speed	Sect-2	Speed	Sect-3	Speed	Topspeed	laptime	pit
1	Pit Out	127.5	43.027	104.3	45.640			2:09.478		6	38.894	147.5	<u>38.721</u>	108.9	45.336	180.9	213.0	2:02.951	
2	39.015	155.2	39.607	101.4	47.153	<u>182.7</u>	<u>217.3</u>	2:05.775		7	38.619	<u>163.4</u>	39.113	108.0	44.911	<u>182.7</u>	215.6	2:02.643	
3	39.365	140.3	40.288	102.2	44.855	<u>182.7</u>	213.9	2:04.508		8	39.162	140.6	40.470	<u>113.3</u>	Pit In	180.9	213.4	2:18.396	
4	<u>38.618</u>	<u>163.4</u>	39.072	102.8	<u>44.485</u>	181.8	216.0	<u>2:02.175</u>		9	Pit Out	129.5	43.273	88.8	Pit In			4:27.746	
5	38.927	156.1	40.204	107.9	44.697	178.2	211.8	2:03.828		10									

12		José Koi ALMEIDA																	
lap	Sect-1	Speed	Sect-2	Speed	Sect-3	Speed	TopSpeed	laptime	pit	lap	Sect-1	Speed	Sect-2	Speed	Sect-3	Speed	Topspeed	laptime	pit
1	Pit Out		40.866		46.153			2:07.459		5	Pit Out		40.507		46.428			5:03.491	
2	39.054		39.264		<u>45.256</u>	<u>182.7</u>		2:03.574		6	39.024		<u>39.078</u>		45.369	180.0	213.4	2:03.471	
3	<u>38.855</u>		39.216		45.340	181.8		<u>2:03.411</u>		7	40.112		43.805		46.639	180.9	<u>213.9</u>	2:10.556	
4	39.698		40.377		Pit In	179.1	213.4	2:19.596		8	39.160		41.009		Pit In	180.9	213.4	2:34.763	



## Caterham Racing Weekend

### Autódromo Internacional do Algarve

Caterham Motorsport Iberia 42OR

4 - 7 April 2024

Laps and Sector Times - PRIVATE PRACTICE 3

Autodromo Internacional Algarve - 4652mtr.

19		Duarte LISBOA																	
lap	Sect-1	Speed	Sect-2	Speed	Sect-3	Speed	TopSpeed	laptime	pit	lap	Sect-1	Speed	Sect-2	Speed	Sect-3	Speed	Topspeed	laptime	pit
1	Pit Out		41.632	102.6	44.846			2:12.031		5	Pit Out		39.482	115.4	44.580			5:09.486	
2	38.754		39.458	106.7	45.014	185.6	213.9	2:03.226		6	39.422		39.551	100.5	44.751	185.6	211.8	2:03.724	
3	<u>38.637</u>		<u>38.303</u>	104.2	<u>44.540</u>	180.9	<u>216.9</u>	<u>2:01.480</u>		7	38.886		39.478	110.0	45.265	<u>186.5</u>	211.8	2:03.629	
4	38.813		39.240	105.3	Pit In	185.6	215.6	2:53.902		8	59.582		1:07.571	73.1	Pit In	181.8	162.9	3:33.055	

24		Luis Filipe OLIVEIRA																	
lap	Sect-1	Speed	Sect-2	Speed	Sect-3	Speed	TopSpeed	laptime	pit	lap	Sect-1	Speed	Sect-2	Speed	Sect-3	Speed	Topspeed	laptime	pit
1	Pit Out	120.4	40.452	105.2	44.662			2:03.437		4	<u>38.481</u>	<u>157.2</u>	<u>38.269</u>	<u>105.3</u>	44.611	<u>186.5</u>	<u>216.4</u>	<u>2:01.361</u>	
2	38.962	154.1	38.922	97.8	45.188	181.8	215.1	2:03.072		5	38.655	150.6	54.955	71.8	Pit In	184.6	212.6	2:45.272	
3	39.294	151.7	39.459	99.5	<u>44.537</u>	183.7	213.0	2:03.290		6									

33		SARAI VA - SARAI VA																	
lap	Sect-1	Speed	Sect-2	Speed	Sect-3	Speed	TopSpeed	laptime	pit	lap	Sect-1	Speed	Sect-2	Speed	Sect-3	Speed	Topspeed	laptime	pit
1	Pit Out		38.187	<u>113.7</u>	<u>43.959</u>			1:57.951		5	38.640		38.384	110.4	44.341	178.2	210.9	2:01.365	
2	<u>37.999</u>		<u>37.881</u>	113.4	44.300	180.9	211.4	<u>2:00.180</u>		6	38.367		38.526	105.8	Pit In	182.7	210.9	2:07.350	
3	38.665		38.708	113.4	44.503	177.3	206.9	2:01.876		7	Pit Out		43.790	100.9	46.509			6:03.367	
4	38.591		38.676	110.1	45.811	180.0	208.1	2:03.078		8	38.624		38.473	108.4	Pit In	<u>184.6</u>	<u>215.1</u>	2:16.309	

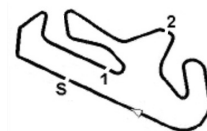
34		Daniel AZEVEDO																	
lap	Sect-1	Speed	Sect-2	Speed	Sect-3	Speed	TopSpeed	laptime	pit	lap	Sect-1	Speed	Sect-2	Speed	Sect-3	Speed	Topspeed	laptime	pit
1	Pit Out	<u>156.5</u>	39.849	113.2	45.155			2:04.895		3	<u>39.075</u>	146.9	1:28.495	53.7	Pit In	<u>191.5</u>	<u>214.7</u>	4:02.807	
2	39.637	153.6	<u>38.739</u>	<u>117.3</u>	<u>44.353</u>	180.9	203.8	<u>2:02.729</u>		4									

36		António N. ALMEIDA																	
lap	Sect-1	Speed	Sect-2	Speed	Sect-3	Speed	TopSpeed	laptime	pit	lap	Sect-1	Speed	Sect-2	Speed	Sect-3	Speed	Topspeed	laptime	pit
1	Pit Out	141.9	39.084	106.1	44.620			2:01.676		5	38.471		38.612	<u>109.2</u>	44.473	180.9	214.3	2:01.556	
2	38.720	154.5	39.675	105.6	<u>44.319</u>	181.8	212.2	2:02.714		6	38.585		<u>38.355</u>	109.0	44.668	182.7	214.3	2:01.608	
3	<u>38.397</u>	159.5	38.594	104.8	44.465	<u>183.7</u>	<u>216.9</u>	<u>2:01.456</u>		7	38.755	<u>166.7</u>	38.487	106.9	Pit In	179.1	212.6	2:13.277	
4	38.725		38.438	107.1	45.328	180.9	213.4	2:02.491		8	Pit Out	155.4	38.709	107.4	Pit In			5:12.080	

38		Ricardo PEDROSA																	
lap	Sect-1	Speed	Sect-2	Speed	Sect-3	Speed	TopSpeed	laptime	pit	lap	Sect-1	Speed	Sect-2	Speed	Sect-3	Speed	Topspeed	laptime	pit
1	Pit Out		38.901		44.992			1:59.894		4	38.958		39.024		45.298	182.7	<u>219.5</u>	2:03.280	
2	<u>38.466</u>		38.508		44.991	182.7	213.4	2:01.965		5	39.595		40.084		Pit In	180.9	216.0	2:17.886	
3	38.548		<u>38.356</u>		<u>44.942</u>	<u>183.7</u>	213.0	<u>2:01.846</u>		6									

44		Nuno AFONSO																	
lap	Sect-1	Speed	Sect-2	Speed	Sect-3	Speed	TopSpeed	laptime	pit	lap	Sect-1	Speed	Sect-2	Speed	Sect-3	Speed	Topspeed	laptime	pit
1	Pit Out	159.8	38.419	106.6	44.633			2:00.785		6	38.580	164.1	38.257	107.6	Pit In	<u>187.5</u>	212.2	2:10.129	
2	<u>38.211</u>	161.0	38.376	106.7	44.203	180.0	213.9	<u>2:00.790</u>		7	Pit Out	155.8	38.203	111.0	44.460			3:55.456	
3	38.264	168.0	38.489	109.2	<u>44.195</u>	180.0	213.9	2:00.948		8	38.935	165.9	38.352	115.4	44.680	186.5	213.0	2:01.967	
4	38.499	168.5	<u>37.892</u>	<u>116.3</u>	44.782	181.8	214.7	2:01.173		9	38.323	<u>173.4</u>	48.710	99.1	Pit In	180.0	214.7	2:24.149	
5	38.572	171.4	38.649	108.4	44.940	181.8	<u>217.3</u>	2:02.161		10									

46		Nélson GOMES																	
lap	Sect-1	Speed	Sect-2	Speed	Sect-3	Speed	TopSpeed	laptime	pit	lap	Sect-1	Speed	Sect-2	Speed	Sect-3	Speed	Topspeed	laptime	pit
1	Pit Out		<u>38.655</u>	114.8	<u>44.369</u>			2:01.431		5	46.518		47.949	101.5	Pit In	169.0	184.0	2:51.558	



## Caterham Racing Weekend

### Autódromo Internacional do Algarve

Caterham Motorsport Iberia 42OR

4 - 7 April 2024

Laps and Sector Times - PRIVATE PRACTICE 3

Autodromo Internacional Algarve - 4652mtr.

2	<u>38.738</u>	38.934	119.2	44.794	<u>183.7</u>	<u>210.5</u>	<u>2:02.466</u>	6	Pit Out	42.066	112.6	44.913			5:53.663
3	39.107	39.341	114.5	44.908	173.1	200.0	2:03.356	7	39.651	38.887	98.7	Pit In	177.3	205.7	2:24.376
4	43.762	44.070	<u>123.6</u>	45.229	170.6	197.8	2:13.061	8							

47   Guilherme DAL MASO																			
lap	Sect-1	Speed	Sect-2	Speed	Sect-3	Speed	TopSpeed	laptime	pit	lap	Sect-1	Speed	Sect-2	Speed	Sect-3	Speed	Topspeed	laptime	pit
1	Pit Out		<u>38.406</u>	110.0	<u>44.292</u>			2:01.451		4	38.440		38.406	<u>110.7</u>	Pit In	181.8	<u>216.0</u>	2:10.010	
2	38.203	<u>151.0</u>	38.562	103.1	44.565	<u>185.6</u>	213.4	2:01.330		5	Pit Out	73.9	50.403	87.5	Pit In				11:36.645
3	<u>38.135</u>		38.598	106.0	44.483	182.7	215.1	<u>2:01.216</u>		6									

48   Sergei OREKHOV																			
lap	Sect-1	Speed	Sect-2	Speed	Sect-3	Speed	TopSpeed	laptime	pit	lap	Sect-1	Speed	Sect-2	Speed	Sect-3	Speed	Topspeed	laptime	pit
1	Pit Out	150.0	39.286	<u>111.5</u>	44.763			2:04.129		3	<u>38.960</u>	159.1	<u>38.752</u>	106.4	44.782	<u>182.7</u>	<u>214.3</u>	<u>2:02.494</u>	
2	39.122	<u>164.9</u>	39.719	106.8	<u>44.524</u>	180.0	212.6	2:03.365		4	39.120	146.5	39.058	109.4	Pit In	180.9	213.0	2:19.123	

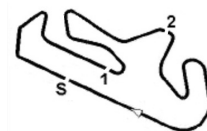
52   António CORREIA																			
lap	Sect-1	Speed	Sect-2	Speed	Sect-3	Speed	TopSpeed	laptime	pit	lap	Sect-1	Speed	Sect-2	Speed	Sect-3	Speed	Topspeed	laptime	pit
1	Pit Out	146.9	38.804	<u>117.0</u>	44.391			1:59.917		6	38.516	155.2	38.473	100.8	44.528	181.8	214.7	2:01.517	
2	38.473	153.4	38.527	100.8	44.389	180.9	<u>215.1</u>	2:01.389		7	38.631	160.7	38.552	102.0	Pit In	186.5	211.8	2:13.367	
3	38.674	151.9	38.785	97.3	44.912	173.9	208.1	2:02.371		8	Pit Out	161.9	<u>38.312</u>	106.5	<u>44.040</u>			3:43.942	
4	<u>38.140</u>	156.3	38.642	105.4	44.921	181.8	213.4	2:01.703		9	38.215	160.5	38.525	103.0	44.214	<u>189.5</u>	213.9	<u>2:00.954</u>	
5	38.300	<u>164.4</u>	38.701	98.7	44.344	182.7	213.0	2:01.345		10	56.955	67.1	1:14.420	59.4	Pit In	181.8	131.4	3:39.416	

61   J. J. MAGALHÃES JR																			
lap	Sect-1	Speed	Sect-2	Speed	Sect-3	Speed	TopSpeed	laptime	pit	lap	Sect-1	Speed	Sect-2	Speed	Sect-3	Speed	Topspeed	laptime	pit
1	Pit Out		39.244	112.5	<u>44.599</u>			2:03.299		5	39.186		38.781	104.8	45.173	183.7	<u>216.4</u>	2:03.140	
2	38.840		<u>38.612</u>	<u>114.5</u>	44.917	<u>189.5</u>	<u>216.4</u>	<u>2:02.369</u>		6	38.660		39.741	103.3	Pit In	183.7	216.0	2:14.749	
3	38.989		39.421	109.1	44.652	186.5	212.6	2:03.062		7	Pit Out		39.413	107.0	45.343			4:54.283	
4	<u>38.521</u>		39.349	104.9	46.533	182.7	<u>216.4</u>	2:04.403		8	38.873		57.038	71.5	Pit In	183.7	<u>216.4</u>	2:52.089	

62   J. J. MAGALHÃES																			
lap	Sect-1	Speed	Sect-2	Speed	Sect-3	Speed	TopSpeed	laptime	pit	lap	Sect-1	Speed	Sect-2	Speed	Sect-3	Speed	Topspeed	laptime	pit
1	Pit Out		2:39.422		<u>44.289</u>			4:03.556		4	Pit Out							7:41.307	
2	<u>38.321</u>					182.7	<u>218.6</u>	<u>4:01.566</u>		5	46.665		<u>39.665</u>		Pit In	183.7	215.6	2:26.628	
3			Pit In		Pit In	<u>186.5</u>	213.4	2:28.279		6									

66   J. J. OLIVEIRA																			
lap	Sect-1	Speed	Sect-2	Speed	Sect-3	Speed	TopSpeed	laptime	pit	lap	Sect-1	Speed	Sect-2	Speed	Sect-3	Speed	Topspeed	laptime	pit
1	Pit Out		39.540		<u>44.260</u>			2:02.945		6	38.564		38.882	105.1	44.847	181.8	215.1	2:02.293	
2	38.478		38.461		44.573	<u>190.5</u>	213.0	<u>2:01.512</u>		7	38.541		38.721	106.5	44.919	181.8	215.1	2:02.181	
3	38.684		<u>38.446</u>		44.609	182.7	213.9	2:01.739		8	38.661		38.769		44.665	181.8	214.7	2:02.095	
4	41.892		44.730	107.2	44.862	180.0	212.2	2:11.484		9	53.692		38.756		44.684	181.8	214.3	2:17.132	
5	38.385		38.630	<u>107.4</u>	45.120	184.6	214.3	2:02.135		10	<u>38.314</u>		54.630	68.5	Pit In	183.7	<u>215.6</u>	2:53.494	

69   André CORREIA																			
lap	Sect-1	Speed	Sect-2	Speed	Sect-3	Speed	TopSpeed	laptime	pit	lap	Sect-1	Speed	Sect-2	Speed	Sect-3	Speed	Topspeed	laptime	pit
1	Pit Out	131.5	40.407	<u>113.7</u>	44.626			2:04.697		4	39.625	133.7	42.369	96.3	1:00.186	165.9	205.3	2:22.180	
2	39.041	151.3	<u>38.495</u>	<u>113.7</u>	<u>44.372</u>	181.8	<u>216.0</u>	<u>2:01.908</u>		5	39.444	<u>156.1</u>	38.790	110.4	44.666	175.6	198.5	2:02.900	
3	<u>38.981</u>	143.0	38.844	105.0	46.656	<u>184.6</u>	212.2	2:04.481		6	39.788	146.9	41.120	109.8	Pit In	178.2	198.5	2:17.366	



## Caterham Racing Weekend

### Autódromo Internacional do Algarve

Caterham Motorsport Iberia 420R

4 - 7 April 2024

Laps and Sector Times - PRIVATE PRACTICE 3

Autodromo Internacional Algarve - 4652mtr.

72		Mico MINEIRO																	
lap	Sect-1	Speed	Sect-2	Speed	Sect-3	Speed	TopSpeed	laptime	pit	lap	Sect-1	Speed	Sect-2	Speed	Sect-3	Speed	Topspeed	laptime	pit
1	Pit Out	111.9	48.325	98.2	44.894			2:14.410		6	38.771		38.888	99.0	44.808	185.6	213.0	2:02.467	
2	<u>38.208</u>	151.9	38.726	107.6	<u>44.311</u>	185.6	211.8	<u>2:01.245</u>		7	39.118	<u>159.8</u>	39.088	103.5	45.049	184.6	<u>213.9</u>	2:03.255	
3	38.451		<u>38.143</u>	<u>108.0</u>	50.954	<u>188.5</u>	213.0	2:07.548		8	38.786		38.692	102.0	44.808	180.9	210.9	2:02.286	
4	40.518		38.758	106.5	Pit In	146.3	199.6	2:39.205		9	39.060		54.882	74.2	Pit In	183.7	212.6	2:48.585	
5	Pit Out	113.8	41.824	97.0	44.716			3:40.580		10									

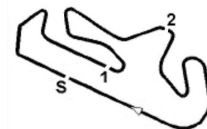
83		Pedro R. FERREIRA																	
lap	Sect-1	Speed	Sect-2	Speed	Sect-3	Speed	TopSpeed	laptime	pit	lap	Sect-1	Speed	Sect-2	Speed	Sect-3	Speed	Topspeed	laptime	pit
1	Pit Out		38.628	109.1	44.072			1:58.940		6	38.713		<u>38.196</u>	108.0	44.331	181.8	212.6	2:01.240	
2	38.030		38.500	107.2	<u>43.993</u>	186.5	213.4	<u>2:00.523</u>		7	38.345		38.230		44.268	181.8	<u>216.4</u>	2:00.843	
3	38.482		38.649	<u>110.4</u>	44.131	<u>191.5</u>	215.1	2:01.262		8	<u>37.996</u>		38.823	105.8	44.593	182.7	215.6	2:01.412	
4	38.561		38.546	105.5	Pit In	188.5	216.0	2:14.961		9	58.053		1:08.412	84.1	Pit In	183.7	170.6	3:12.828	
5	Pit Out		38.421	107.5	44.556			4:42.899		10									

88		Jorge SILVA																	
lap	Sect-1	Speed	Sect-2	Speed	Sect-3	Speed	TopSpeed	laptime	pit	lap	Sect-1	Speed	Sect-2	Speed	Sect-3	Speed	Topspeed	laptime	pit
1	Pit Out		38.738		<u>44.613</u>			2:00.311		6	39.111		38.866		Pit In	181.8		2:10.610	
2	<u>38.615</u>		<u>38.504</u>		44.923	181.8	212.2	<u>2:02.042</u>		7	Pit Out		41.273		48.887			5:54.723	
3	38.937		38.652		44.698	180.0	<u>216.4</u>	2:02.287		8	40.874		39.508		45.179	157.9	201.1	2:05.561	
4	38.972		39.060		45.035	178.2	210.5	2:03.067		9	45.140		43.354		Pit In	<u>182.7</u>	203.8	2:29.806	
5	38.853		38.874		44.654	180.0		2:02.381		10									

92		João Aguiar BRANCO																	
lap	Sect-1	Speed	Sect-2	Speed	Sect-3	Speed	TopSpeed	laptime	pit	lap	Sect-1	Speed	Sect-2	Speed	Sect-3	Speed	Topspeed	laptime	pit
1	Pit Out	151.3	38.491	110.5	44.134			1:59.936		6	38.266	156.7	38.735	109.8	<u>44.032</u>	180.9	213.9	2:01.033	
2	<u>38.207</u>	149.6	38.272	<u>115.9</u>	44.264	182.7	216.4	<u>2:00.743</u>		7	38.502	<u>157.0</u>	39.479	105.3	Pit In	<u>184.6</u>	<u>217.3</u>	2:12.257	
3	38.762	153.6	38.237	115.6	44.178	182.7	201.5	2:01.177		8	Pit Out	155.8	39.036	110.7	44.272			3:06.935	
4	38.648	153.6	38.229	108.8	45.322	181.8	213.0	2:02.199		9	38.929	156.1	<u>38.041</u>	109.0	Pit In	182.7	215.6	2:23.217	
5	38.378	156.5	38.244	112.7	44.314	183.7	214.3	2:00.936		10									

99		TEIXEIRA-TEIXEIRA																	
lap	Sect-1	Speed	Sect-2	Speed	Sect-3	Speed	TopSpeed	laptime	pit	lap	Sect-1	Speed	Sect-2	Speed	Sect-3	Speed	Topspeed	laptime	pit
1	Pit Out	122.4	47.820	78.9	Pit In			2:57.770		5	46.448	<u>150.8</u>	<u>43.588</u>	<u>92.3</u>	51.114	<u>173.1</u>	210.1	2:21.150	
2	Pit Out	139.2	44.494	80.4	52.273			4:58.033		6	<u>43.196</u>	133.0	44.617	90.4	52.172	<u>173.1</u>	<u>213.0</u>	2:19.985	
3	44.035	149.6	45.686	73.2	<u>50.944</u>	169.0	206.9	2:20.665		7	45.561	127.4	44.292	85.1	Pit In	<u>173.1</u>	201.9	2:41.085	
4	43.371	133.5	44.514	74.0	51.299	171.4	210.5	<u>2:19.184</u>		8									

119		Mark STANSFIELD																	
lap	Sect-1	Speed	Sect-2	Speed	Sect-3	Speed	TopSpeed	laptime	pit	lap	Sect-1	Speed	Sect-2	Speed	Sect-3	Speed	Topspeed	laptime	pit
1	Pit Out	141.7	38.827	108.3	45.314			2:01.897		5	Pit Out	153.0	38.801	116.3	44.959			5:30.982	
2	<u>37.969</u>	157.0	38.226	113.7	<u>44.619</u>	<u>183.7</u>	215.6	<u>2:00.814</u>		6	38.529	<u>173.4</u>	38.467	115.0	Pit In	179.1	213.0	2:14.004	
3	38.539	156.1	<u>38.098</u>	<u>122.7</u>	45.053	181.8	216.0	2:01.690		7	Pit Out	153.6	38.416	118.6	44.775			3:48.717	
4	38.453	150.8	39.109	112.5	Pit In	181.8	<u>216.9</u>	2:14.276		8	38.639	148.6	55.433	72.8	Pit In	180.9	216.4	2:52.549	



## Caterham Racing Weekend

Autódromo Internacional do Algarve

Caterham Motorsport Iberia 420R

4 - 7 April 2024

Laps and Sector Times - PRIVATE PRACTICE 3

Autodromo Internacional Algarve - 4652mtr.

137		Tom OVERTON																	
lap	Sect-1	Speed	Sect-2	Speed	Sect-3	Speed	TopSpeed	laptime	pit	lap	Sect-1	Speed	Sect-2	Speed	Sect-3	Speed	Topspeed	laptime	pit
1	Pit Out	140.4	39.262	<u>119.3</u>	<u>44.777</u>			2:02.065		7	41.508	148.4	39.365	<u>119.3</u>	45.375	174.8	207.3	2:06.248	
2		39.397	148.6	38.735	111.5	44.967	180.9	205.3	<u>2:03.099</u>	8	40.702	155.8	39.575	114.5	45.274	178.2	209.7	2:05.551	
3		<u>38.941</u>	151.7	<u>38.689</u>	116.0	45.855	<u>182.7</u>	<u>216.9</u>	2:03.485	9	39.907	142.5	39.989	107.5	45.117	178.2	211.8	2:05.013	
4		39.362	148.4	39.193	112.1	45.010	176.5	209.7	2:03.565	10	39.310	150.2	39.660	113.3	45.156	179.1	214.3	2:04.126	
5		39.318	151.5	39.438	114.6	45.196	179.1	209.7	2:03.952	11	59.698	60.1	1:07.888	69.8	Pit In	161.4	173.9	3:35.946	
6		39.479	<u>159.1</u>	39.257	118.2	45.712	177.3	201.5	2:04.448	12									

168		Ian DYBLE																	
lap	Sect-1	Speed	Sect-2	Speed	Sect-3	Speed	TopSpeed	laptime	pit	lap	Sect-1	Speed	Sect-2	Speed	Sect-3	Speed	Topspeed	laptime	pit
1	Pit Out	163.4	38.892	98.1	45.106			2:02.245		5	38.634	<u>166.4</u>	38.450	113.4	44.862	179.1	210.9	2:01.946	
2		38.545	160.7	38.731	112.3	<u>44.512</u>	180.0	212.2	<u>2:01.788</u>	6	38.437	165.1	<u>38.447</u>	106.5	Pit In	178.2	210.9	2:12.162	
3		<u>38.268</u>	162.2	38.547	<u>113.6</u>	Pit In	<u>187.5</u>	<u>216.9</u>	2:13.621	7	Pit Out	148.6	40.536	104.1	Pit In			7:12.392	
4	Pit Out	155.4	38.663	106.5	45.008			3:41.427		8									

172		Martin AMISON																	
lap	Sect-1	Speed	Sect-2	Speed	Sect-3	Speed	TopSpeed	laptime	pit	lap	Sect-1	Speed	Sect-2	Speed	Sect-3	Speed	Topspeed	laptime	pit
1	Pit Out	144.6	39.001	116.6	<u>44.438</u>			2:01.157		7	40.263	160.7	39.522	110.8	46.536	166.7	198.9	2:06.321	
2		38.779	152.3	<u>38.574</u>	<u>121.3</u>	45.091	<u>188.5</u>	212.6	2:02.444	8	40.783	156.5	39.492	112.4	45.064	180.0	201.5	2:05.339	
3		<u>38.714</u>	<u>162.4</u>	38.804	107.6	44.447	186.5	214.7	<u>2:01.965</u>	9	39.516	161.2	39.507	111.2	44.801	184.6	216.0	2:03.824	
4		39.325	142.7	38.906	115.1	45.086	184.6	215.6	2:03.317	10	39.197	156.3	40.095	103.3	44.748	183.7	215.6	2:04.040	
5		39.437	156.5	39.290	115.3	44.914	184.6	<u>216.9</u>	2:03.641	11	1:00.413	63.0	1:07.573	64.5	Pit In	186.5	162.7	3:35.046	
6		40.120	140.4	41.834	113.0	45.349	184.6	<u>216.9</u>	2:07.303	12									

188		Phil JENKINS																	
lap	Sect-1	Speed	Sect-2	Speed	Sect-3	Speed	TopSpeed	laptime	pit	lap	Sect-1	Speed	Sect-2	Speed	Sect-3	Speed	Topspeed	laptime	pit
1	Pit Out	149.4	38.741	104.3	44.668			1:59.758		6	38.526	162.9	<u>38.018</u>	119.2	Pit In	180.0	215.1	2:14.591	
2		<u>38.165</u>	165.6	38.285	108.5	44.643	<u>183.7</u>	<u>217.3</u>	<u>2:01.093</u>	7	Pit Out	159.1	38.387	112.6	<u>44.367</u>			3:57.105	
3		38.454	162.2	38.369	<u>122.0</u>	Pit In	180.9	215.1	2:11.467	8	38.600	<u>169.0</u>	38.485	105.3	44.857	180.9	216.4	2:01.942	
4	Pit Out	159.8	38.662	108.3	45.702			3:43.672		9	41.185	114.5	44.649	100.6	Pit In	179.1	210.9	2:36.992	
5		38.512	163.9	38.195	120.8	45.286	175.6	212.6	2:01.993	10									