



Caterham Racing Weekend

Autódromo Internacional do Algarve

Caterham Motorsport Iberia 420R

4 - 7 April 2024

Laps and Sector Times - PRIVATE PRACTICE 2

Autodromo Internacional Algarve - 4652mtr.

3		Duarte CAMELO																	
lap	Sect-1	Speed	Sect-2	Speed	Sect-3	Speed	TopSpeed	laptime	pit	lap	Sect-1	Speed	Sect-2	Speed	Sect-3	Speed	Topspeed	laptime	pit
1	Pit Out	123.0	42.001	99.8	47.009			2:13.053		6	40.620	134.2	41.935	94.2	46.953	180.0	213.9	2:09.508	
2	42.080	128.6	40.937	99.8	46.204	176.5	209.7	2:09.221		7	39.979	131.5	42.332	96.6	Pit In	180.0	214.3	2:28.582	
3	41.498	125.4	40.789	108.3	46.126	176.5	207.7	2:08.413		8	Pit Out	124.9	40.261	106.3	45.289			5:08.877	
4	40.486	125.3	40.427	110.4	46.794	177.3	211.4	2:07.707		9	39.625	133.3	39.922	107.9	46.022	180.0	214.3	2:05.569	
5	40.669	141.7	40.087	104.5	45.871	179.1	213.0	2:06.627		10	40.077	137.6	39.646	113.4	46.074	178.2	211.8	2:05.797	

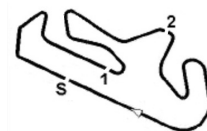
4		Rafael LOBATO																	
lap	Sect-1	Speed	Sect-2	Speed	Sect-3	Speed	TopSpeed	laptime	pit	lap	Sect-1	Speed	Sect-2	Speed	Sect-3	Speed	Topspeed	laptime	pit
1	Pit Out	135.3	39.592	98.5	43.986			2:06.012		7	38.280	168.8	38.269	101.4	44.086	180.9	213.4	2:00.635	
2	37.932	171.2	38.589	99.9	44.195	182.7	212.6	2:00.716		8	39.031	156.3	41.229	101.1	Pit In	181.8	214.3	2:13.492	
3	38.420	167.2	39.054	101.2	44.039	179.1	210.9	2:01.513		9	Pit Out	152.3	38.722	100.8	44.813			3:38.133	
4	38.321	168.0	38.503	102.3	44.061	188.5	215.1	2:00.885		10	38.264	165.4	38.224	108.5	44.215	184.6	214.3	2:00.703	
5	38.517	167.2	38.172	102.0	43.966	181.8	211.8	2:00.655		11	38.288	172.5	37.915	105.0	44.020	182.7	213.9	2:00.223	
6	38.186	171.2	38.225	104.5	44.395	181.8	213.9	2:00.806		12	38.242	163.9	38.477	102.3	44.055	186.5	213.9	2:00.774	

7		Diogo TAVARES																	
lap	Sect-1	Speed	Sect-2	Speed	Sect-3	Speed	TopSpeed	laptime	pit	lap	Sect-1	Speed	Sect-2	Speed	Sect-3	Speed	Topspeed	laptime	pit
1	Pit Out	122.9	41.341	109.5	44.440			2:07.919		6	37.984	167.4	38.203	108.4	44.363	185.6	217.7	2:00.550	
2	38.481	160.7	38.331	114.6	44.180	180.9	213.9	2:00.992		7	38.189	164.6	38.185	109.3	Pit In	179.1	212.6	2:10.181	
3	38.143	161.4	37.916	110.9	44.460	177.3	213.0	2:00.519		8	Pit Out	110.0	51.123	101.1	47.528			7:25.326	
4	38.260	165.1	37.865	108.8	44.125	177.3	213.0	2:00.250		9	37.892	164.4	37.970	113.0	44.125	181.8	216.0	1:59.987	
5	37.816	159.1	38.065	110.3	44.321	182.7	215.6	2:00.202		10	37.686	161.7	37.541		44.335	185.6	217.7	1:59.562	

10		João Pedro COSTA																	
lap	Sect-1	Speed	Sect-2	Speed	Sect-3	Speed	TopSpeed	laptime	pit	lap	Sect-1	Speed	Sect-2	Speed	Sect-3	Speed	Topspeed	laptime	pit
1	Pit Out		39.372	99.5	44.408			2:03.438		5	38.950		38.277	112.0	Pit In	177.3	206.1	2:14.675	
2	38.938		38.250	103.0	45.613	179.1	209.7	2:02.801		6	Pit Out		39.091	109.1	44.650			6:02.664	
3	38.456		38.054	112.7	43.945	180.0	212.2	2:00.455		7	39.421		45.754	96.9	Pit In	177.3	208.9	2:25.110	
4	38.303		38.194	109.8	44.105	180.9	213.0	2:00.602		8									

11		Tomás TEIXEIRA																	
lap	Sect-1	Speed	Sect-2	Speed	Sect-3	Speed	TopSpeed	laptime	pit	lap	Sect-1	Speed	Sect-2	Speed	Sect-3	Speed	Topspeed	laptime	pit
1	Pit Out	132.7	39.479	104.2	45.156			2:04.909		7	38.868	169.0	39.258	103.3	Pit In	179.1	211.4	2:18.607	
2	38.901	159.1	39.092	106.9	44.837	185.6	213.9	2:02.830		8	Pit Out	133.5	42.299	118.2	49.850			5:08.338	
3	39.071	163.1	38.665	109.2	44.719	178.2	212.6	2:02.455		9	38.467	167.2	38.955	102.8	44.924	178.2	213.0	2:02.346	
4	38.638	169.3	38.842	100.1	45.898	180.0	214.3	2:03.378		10	38.696	164.9	39.144	104.5	44.949	177.3	211.4	2:02.789	
5	38.901	166.7	39.109	103.2	45.037	180.0	213.9	2:03.047		11	38.767	162.2	39.978	105.3	44.887	177.3	210.1	2:03.632	
6	38.769	157.9	38.900	109.2	45.074	180.9	213.0	2:02.743		12	38.906	169.8	38.855	107.7	44.934	179.1	210.1	2:02.695	

12		José Kol ALMEIDA																	
lap	Sect-1	Speed	Sect-2	Speed	Sect-3	Speed	TopSpeed	laptime	pit	lap	Sect-1	Speed	Sect-2	Speed	Sect-3	Speed	Topspeed	laptime	pit
1	Pit Out		42.554		47.647			2:11.947		6	39.682		39.205		Pit In	179.1	216.4	2:17.578	
2	39.999		39.019		1:13.210	179.1		2:32.228		7	Pit Out		38.913		45.548			4:25.089	
3	40.170		39.424		Pit In	144.0	199.6	2:17.155		8	39.516		39.542		45.163	180.9	216.9	2:04.221	
4	Pit Out		45.339		51.261			4:35.972		9	40.015		39.440		45.399	187.5	212.6	2:04.854	
5	39.195		39.869		45.261	180.9	216.0	2:04.325		10	39.349		39.287		44.927	179.1		2:03.563	



Caterham Racing Weekend

Autódromo Internacional do Algarve

Caterham Motorsport Iberia 420R

4 - 7 April 2024

Laps and Sector Times - PRIVATE PRACTICE 2

Autodromo Internacional Algarve - 4652mtr.

14		Bruno KNUDSEN																	
lap	Sect-1	Speed	Sect-2	Speed	Sect-3	Speed	TopSpeed	laptime	pit	lap	Sect-1	Speed	Sect-2	Speed	Sect-3	Speed	Topspeed	laptime	pit
1	Pit Out	109.5	46.539	94.4	47.248			2:19.910		9	38.094	162.7	37.925	104.4	<u>43.595</u>	187.5	215.6	<u>1:59.614</u>	
2	38.746	154.3	39.374	98.0	44.322	181.8	216.0	2:02.442		10	37.925		38.777	97.9	43.707	<u>192.5</u>	216.0	2:00.409	
3	37.976	156.1	38.261	103.4	43.961	183.7	214.3	2:00.198		11	38.103		<u>37.836</u>	<u>112.6</u>	44.289	187.5	215.6	2:00.228	
4	<u>37.787</u>	159.5	38.445	101.0	44.517	188.5	213.9	2:00.749		12	44.826	120.4	51.127	100.2	53.918	183.7	216.0	2:29.871	
5	37.867		38.675	105.7	44.285	189.5	214.7	2:00.827		13	38.086		37.980	105.1	43.722	182.7	215.6	1:59.788	
6	38.422	<u>164.1</u>	41.810	90.9	44.794	181.8	209.7	2:05.026		14	37.999	162.2	38.161	100.5	44.372	186.5	216.0	2:00.532	
7	37.957		38.047	109.1	43.977	185.6	<u>216.9</u>	1:59.981		15	38.857		38.477	106.7	44.224	183.7	208.9	2:01.558	
8	37.982	159.5	38.465	99.6	44.355	184.6	215.1	2:00.802		16									

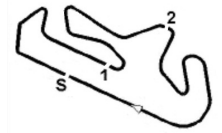
19		Duarte LISBOA																	
lap	Sect-1	Speed	Sect-2	Speed	Sect-3	Speed	TopSpeed	laptime	pit	lap	Sect-1	Speed	Sect-2	Speed	Sect-3	Speed	Topspeed	laptime	pit
1	Pit Out		40.290	108.2	45.007			2:06.491		7	38.984		39.188	107.1	45.807	180.0	211.8	2:03.979	
2	38.961		39.830	111.7	44.835	179.1	215.6	2:03.626		8	39.326		39.260	110.2	44.945	178.2	210.5	2:03.531	
3	38.622		38.657	110.1	45.041	180.0	213.9	2:02.320		9	39.911		38.812	106.6	45.021	179.1	<u>216.0</u>	2:03.744	
4	38.915		38.323	113.7	Pit In	180.9	213.4	2:15.972		10	38.953		38.528	114.5	45.100	179.1	212.2	2:02.581	
5	Pit Out		39.079	109.3	44.939			4:40.817		11	49.014		43.467	100.9	45.679	180.9	194.9	2:18.160	
6	39.320		38.540	111.5	45.068	180.9	211.8	2:02.928		12	<u>38.564</u>		<u>38.243</u>	<u>116.1</u>	<u>44.512</u>	<u>184.6</u>	213.4	<u>2:01.319</u>	

24		Luis Filipe OLIVEIRA																	
lap	Sect-1	Speed	Sect-2	Speed	Sect-3	Speed	TopSpeed	laptime	pit	lap	Sect-1	Speed	Sect-2	Speed	Sect-3	Speed	Topspeed	laptime	pit
1	Pit Out	145.7	40.906	89.9	51.416			2:10.428		7	<u>37.943</u>	160.0	38.303	99.3	44.104	184.6	213.0	<u>2:00.350</u>	
2	38.866	158.6	38.313	<u>109.5</u>	44.540	185.6	212.6	2:01.719		8	38.131	157.2	38.802	99.6	44.353	187.5	214.3	2:01.286	
3	38.004		38.867	105.6	44.292	184.6	211.8	2:01.163		9	38.573	157.2	<u>38.287</u>	95.8	44.103	181.8	204.5	2:00.963	
4	38.471		41.815	103.3	44.268	180.9	213.9	2:04.554		10	37.984	<u>162.9</u>	38.737	98.2	<u>44.036</u>	<u>188.5</u>	213.0	2:00.757	
5	38.143	158.6	39.246	90.9	44.153	184.6	214.3	2:01.542		11	38.441	154.7	41.403	106.5	Pit In	180.9	<u>214.7</u>	2:17.948	
6	38.192	160.0	38.294	103.6	44.232	184.6	213.9	2:00.718		12									

33		SARAIVA-SARAI VA																	
lap	Sect-1	Speed	Sect-2	Speed	Sect-3	Speed	TopSpeed	laptime	pit	lap	Sect-1	Speed	Sect-2	Speed	Sect-3	Speed	Topspeed	laptime	pit
1	Pit Out		<u>39.754</u>	<u>114.4</u>	<u>44.070</u>			2:14.333		2	<u>37.955</u>		43.755	82.8	Pit In	<u>182.7</u>	<u>213.0</u>	2:25.382	

34		Daniel AZEVEDO																	
lap	Sect-1	Speed	Sect-2	Speed	Sect-3	Speed	TopSpeed	laptime	pit	lap	Sect-1	Speed	Sect-2	Speed	Sect-3	Speed	Topspeed	laptime	pit
1	Pit Out	145.4	40.886	107.0	45.043			2:06.442		7	51.800	<u>167.4</u>	39.828	<u>114.3</u>	Pit In	181.8	213.0	2:33.194	
2	38.683	161.9	<u>38.559</u>	106.4	45.091	183.7	<u>216.4</u>	<u>2:02.333</u>		8	Pit Out	138.8	39.405	112.4	<u>44.707</u>			4:41.221	
3	38.997	165.9	38.976	93.8	45.836	180.9	<u>216.4</u>	2:03.809		9	39.746	150.2	39.413	104.7	44.975	<u>186.5</u>	208.1	2:04.134	
4	<u>38.633</u>	163.9	38.577	110.8	45.848	178.2	211.8	2:03.058		10	39.179	164.9	39.050	109.0	45.330	183.7	214.7	2:03.559	
5	39.188	161.9	38.999	104.2	44.835	180.0	213.9	2:03.022		11	40.869	155.4	39.595	102.9	44.875	180.0	212.2	2:05.339	
6	39.402	160.2	39.099	107.8	44.774	180.9	201.1	2:03.275		12									

36		António N. ALMEIDA																	
lap	Sect-1	Speed	Sect-2	Speed	Sect-3	Speed	TopSpeed	laptime	pit	lap	Sect-1	Speed	Sect-2	Speed	Sect-3	Speed	Topspeed	laptime	pit
1	Pit Out	150.2	39.355	103.4	<u>44.182</u>			2:10.756		7	38.368	<u>166.9</u>	<u>38.284</u>	104.4	44.683	179.1	213.0	2:01.335	
2	38.241	162.2	38.525	108.7	44.284	<u>186.5</u>	<u>214.3</u>	<u>2:01.050</u>		8	38.366	151.3	38.615	104.7	Pit In	180.0	213.4	2:11.892	
3	<u>38.074</u>		39.178	101.9	44.890	183.7	<u>214.3</u>	2:02.142		9	Pit Out	147.7	38.647	106.3	44.633			4:07.516	



Caterham Racing Weekend

Autódromo Internacional do Algarve

Caterham Motorsport Iberia 42OR

4 - 7 April 2024

Laps and Sector Times - PRIVATE PRACTICE 2

Autodromo Internacional Algarve - 4652mtr.

4	38.528		38.751		44.548	177.3	210.9	2:01.827	10	38.706	147.3	38.621	108.7	44.616	177.3	210.5	2:01.943
5	38.358	162.9	38.308	<u>110.0</u>	44.570	178.2	210.1	2:01.236	11	38.904	155.6	41.546	99.0	44.453	179.1	211.8	2:04.903
6	38.405	166.2	38.362	109.3	44.636	180.0	212.2	2:01.403	12	38.772	164.9	38.985	107.6	Pit In	179.1	213.0	2:15.142

38 Ricardo PEDROSA																			
lap	Sect-1	Speed	Sect-2	Speed	Sect-3	Speed	TopSpeed	laptime	pit	lap	Sect-1	Speed	Sect-2	Speed	Sect-3	Speed	Topspeed	laptime	pit
1	Pit Out		39.242		44.967			2:08.472		7	38.723		39.084		45.031	<u>190.5</u>	215.6	2:02.838	
2	38.614		39.339		44.762	182.7	217.3	2:02.715		8	39.673		38.476		44.629	182.7	<u>217.7</u>	2:02.778	
3	<u>38.283</u>		38.616	<u>99.9</u>	44.805	180.9	215.6	2:01.704		9	38.446		38.778		44.477	181.8	214.7	2:01.701	
4	39.360		38.725		44.833	180.9	206.1	2:02.918		10	38.606		38.762		45.182	188.5	215.1	2:02.550	
5	38.309		<u>38.232</u>		44.480	185.6	210.1	<u>2:01.021</u>		11	38.826		39.041		Pit In	180.0	214.3	2:15.203	
6	38.833		38.464		<u>44.477</u>	185.6	215.6	2:01.774		12									

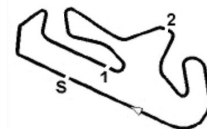
44 Nuno AFONSO																			
lap	Sect-1	Speed	Sect-2	Speed	Sect-3	Speed	TopSpeed	laptime	pit	lap	Sect-1	Speed	Sect-2	Speed	Sect-3	Speed	Topspeed	laptime	pit
1	Pit Out		39.296	99.8	44.210			1:58.802		2	<u>38.155</u>		<u>38.342</u>	<u>112.4</u>	<u>44.187</u>	<u>181.8</u>	<u>213.4</u>	<u>2:00.684</u>	

46 Néilson GOMES																			
lap	Sect-1	Speed	Sect-2	Speed	Sect-3	Speed	TopSpeed	laptime	pit	lap	Sect-1	Speed	Sect-2	Speed	Sect-3	Speed	Topspeed	laptime	pit
1	Pit Out		38.628	116.0	<u>44.209</u>			2:03.399		5	39.363		39.643	112.0	Pit In	174.8	204.2	2:16.990	
2	<u>38.326</u>		<u>38.291</u>		44.713	<u>181.8</u>	<u>214.3</u>	<u>2:01.330</u>		6	Pit Out		39.273	117.3	45.490			5:04.212	
3	39.404		38.776	117.5	44.794	178.2	204.2	2:02.974		7	38.727		38.734	114.8	Pit In	177.3	207.3	2:15.438	
4	39.306		38.882	<u>120.7</u>	45.122	171.4	201.5	2:03.310		8									

47 Guilherme DAL MASO																			
lap	Sect-1	Speed	Sect-2	Speed	Sect-3	Speed	TopSpeed	laptime	pit	lap	Sect-1	Speed	Sect-2	Speed	Sect-3	Speed	Topspeed	laptime	pit
1	Pit Out	111.3	43.447	105.8	44.288			2:09.796		8	38.123	<u>162.2</u>	39.552	99.9	<u>44.024</u>	180.9	216.4	2:01.699	
2	38.227	157.4	<u>38.002</u>	106.8	44.076	178.2	212.6	<u>2:00.305</u>		9	38.055		38.256	105.0	44.450	<u>187.5</u>	216.0	2:00.761	
3	38.176		38.518	104.8	44.237	181.8	212.6	2:00.931		10	38.750		38.745	100.3	44.318	181.8	206.9	2:01.813	
4	38.571		38.311	100.7	44.155	178.2	211.8	2:01.037		11	38.073		38.506	<u>108.5</u>	44.240	184.6	<u>216.9</u>	2:00.819	
5	38.470		38.197	104.4	45.458	180.0	211.4	2:02.125		12	38.479		38.950	100.9	Pit In	185.6	213.4	2:11.461	
6	44.659		38.309	105.4	44.154	126.3	119.3	2:07.122		13	Pit Out		38.316	104.4	44.490			3:46.437	
7	<u>37.934</u>		38.345	102.7	44.352	183.7	<u>216.9</u>	2:00.631		14	38.260		38.654	104.7	Pit In	180.0	213.0	2:08.717	

48 Sergei OREKHOV																			
lap	Sect-1	Speed	Sect-2	Speed	Sect-3	Speed	TopSpeed	laptime	pit	lap	Sect-1	Speed	Sect-2	Speed	Sect-3	Speed	Topspeed	laptime	pit
1	Pit Out	153.0	39.187	108.4	44.631			2:04.261		7	39.178	155.2	38.819	100.6	44.755	183.7	215.1	2:02.752	
2	38.192	159.1	<u>38.470</u>	107.0	44.682	183.7	213.4	<u>2:01.344</u>		8	38.815	154.7	39.203	103.2	44.889	<u>187.5</u>	216.9	2:02.907	
3	38.526	153.2	38.714	108.8	44.776	182.7	<u>217.3</u>	2:02.016		9	38.593	160.5	38.962	97.8	44.617	179.1	212.6	2:02.172	
4	38.206	153.6	38.792	<u>111.0</u>	44.904	184.6	214.7	2:01.902		10	39.674	149.4	38.613	105.8	44.663	179.1	213.0	2:02.950	
5	<u>38.080</u>	162.2	38.797	105.1	44.756	182.7	215.6	2:01.633		11	38.571	157.7	38.827	99.7	<u>44.585</u>	180.9	216.9	2:01.983	
6	38.386	<u>165.4</u>	39.182	105.3	45.265	182.7	215.6	2:02.833		12	38.223	160.7	38.613	100.9	Pit In	182.7	216.0	2:25.111	

52 António CORREIA																			
lap	Sect-1	Speed	Sect-2	Speed	Sect-3	Speed	TopSpeed	laptime	pit	lap	Sect-1	Speed	Sect-2	Speed	Sect-3	Speed	Topspeed	laptime	pit
1	Pit Out	137.1	38.801	<u>108.3</u>	44.399			2:00.450		7	38.257	156.5	38.411	100.1	Pit In	181.8	214.7	2:09.908	
2	<u>38.136</u>	154.1	38.409	105.8	44.115	180.9	214.3	2:00.660		8	Pit Out	158.8	39.184	93.7	44.515			4:00.610	
3	38.384	159.1	38.249	102.6	44.119	181.8	212.2	2:00.752		9	38.275	157.7	38.282	103.1	44.198	180.9	212.2	2:00.755	



Caterham Racing Weekend

Autódromo Internacional do Algarve

Caterham Motorsport Iberia 42OR

4 - 7 April 2024

Laps and Sector Times - PRIVATE PRACTICE 2

Autodromo Internacional Algarve - 4652mtr.

4	38.288	156.5	<u>38.174</u>	101.0	<u>43.832</u>	180.0	212.2	<u>2:00.294</u>	10	38.571	158.6	38.201	100.3	44.051	180.9	213.0	2:00.823
5	38.245	<u>159.5</u>	38.178	99.4	44.109	<u>188.5</u>	<u>216.0</u>	2:00.532	11	38.949	155.8	38.679	98.4	Pit In	180.0	213.0	2:13.058
6	38.559	154.5	38.274	102.7	43.903	180.9	213.9	2:00.736	12								

61 J. J. MAGALHÃES JR																			
lap	Sect-1	Speed	Sect-2	Speed	Sect-3	Speed	TopSpeed	laptime	pit	lap	Sect-1	Speed	Sect-2	Speed	Sect-3	Speed	Topspeed	laptime	pit
1	Pit Out		40.659	108.3	44.748			2:07.941		8	39.276	<u>157.9</u>	39.575	105.6	45.154	181.8	213.9	2:04.005	
2	39.348		39.089	102.9	44.825	179.1	214.3	2:03.262		9	38.770		39.273	106.0	44.927	180.0	213.0	2:02.970	
3	39.918		39.543	105.9	<u>44.632</u>	182.7	<u>215.6</u>	2:04.093		10	39.545	154.7	39.541	100.1	45.071	180.0	204.2	2:04.157	
4	<u>38.501</u>		39.176	103.6	45.174	181.8	213.9	2:02.851		11	38.803		38.889	99.6	44.917	<u>183.7</u>	215.1	2:02.609	
5	40.599		40.987	104.2	Pit In	179.1	212.6	2:14.414		12	38.505		<u>38.482</u>	107.2	45.030	<u>183.7</u>	213.0	<u>2:02.017</u>	
6	Pit Out		38.585	<u>116.3</u>	45.011			5:05.383		13	38.692		38.577	104.7	45.105	180.9	<u>215.6</u>	2:02.374	
7	40.048		39.034	100.7	45.186	180.0	212.2	2:04.268		14									

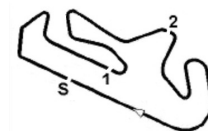
62 J. J. MAGALHÃES																			
lap	Sect-1	Speed	Sect-2	Speed	Sect-3	Speed	TopSpeed	laptime	pit	lap	Sect-1	Speed	Sect-2	Speed	Sect-3	Speed	Topspeed	laptime	pit
1	37.900					<u>184.6</u>	213.4	<u>1:59.372</u>		5	2:38.104				Pit In	180.9	<u>217.7</u>	4:16.941	
2	<u>37.861</u>		45.367		Pit In	<u>184.6</u>	213.9	2:27.460		6			38.453		44.538			4:05.378	
3	Pit Out							5:50.489		7	2:38.941		<u>38.040</u>		Pit In	180.9		4:14.503	
4	38.026					181.8	212.2	2:04.086		8									

66 J. J. OLIVEIRA																			
lap	Sect-1	Speed	Sect-2	Speed	Sect-3	Speed	TopSpeed	laptime	pit	lap	Sect-1	Speed	Sect-2	Speed	Sect-3	Speed	Topspeed	laptime	pit
1	Pit Out		39.680	101.4	44.909			2:02.934		9	38.796		38.585		44.431	190.5	<u>217.3</u>	2:01.812	
2	38.427		38.378		44.467	180.0	212.6	2:01.272		10	38.402		39.431		44.600	180.0	215.1	2:02.433	
3	<u>38.075</u>		38.594		44.282	184.6	214.7	<u>2:00.951</u>		11	38.748		38.478		44.360	180.9	212.6	2:01.586	
4	38.450		38.798	<u>105.2</u>	<u>44.121</u>	190.5	214.7	2:01.369		12	38.533		38.572		45.022	180.9	212.2	2:02.127	
5	38.641		38.838	100.3	44.623	<u>192.5</u>	216.4	2:02.102		13	38.634		38.534		44.638	181.8	213.9	2:01.806	
6	38.155		38.564		44.353	183.7	212.6	2:01.072		14	38.647		39.186	96.6	44.966	180.0	211.8	2:02.799	
7	38.633		38.716		44.755	182.7	213.0	2:02.104		15	38.260		<u>38.351</u>		44.502	183.7	<u>217.3</u>	2:01.113	
8	38.903		39.327		44.856	180.9	215.6	2:03.086		16									

69 André CORREIA																			
lap	Sect-1	Speed	Sect-2	Speed	Sect-3	Speed	TopSpeed	laptime	pit	lap	Sect-1	Speed	Sect-2	Speed	Sect-3	Speed	Topspeed	laptime	pit
1	Pit Out	124.3	39.898	106.7	44.741			2:06.339		6	Pit Out	133.8	42.974	105.0	44.853			5:29.062	
2	39.881	157.7	<u>38.505</u>	106.9	44.872	177.3	209.3	2:03.258		7	<u>38.636</u>	155.2	38.884	106.2	<u>44.734</u>	<u>180.0</u>	<u>214.7</u>	<u>2:02.254</u>	
3	39.206	166.2	38.541	111.2	44.805	177.3	209.3	2:02.552		8	38.950	<u>173.4</u>	39.165	<u>113.8</u>	45.319	177.3	210.5	2:03.434	
4	39.164	167.4	39.190	107.4	44.884	176.5	210.9	2:03.238		9	39.014	157.2	39.081	104.1	44.958	177.3	209.7	2:03.053	
5	39.303	166.9	39.155	103.7	Pit In	176.5	208.9	2:13.773		10	39.151	165.9	39.202	103.8	Pit In	177.3	208.5	2:14.422	

72 Mico MINEIRO																			
lap	Sect-1	Speed	Sect-2	Speed	Sect-3	Speed	TopSpeed	laptime	pit	lap	Sect-1	Speed	Sect-2	Speed	Sect-3	Speed	Topspeed	laptime	pit
1	Pit Out		44.415	102.8	44.849			2:11.027		3	Pit Out		39.388	103.9	<u>44.641</u>			3:34.620	
2	<u>38.482</u>		<u>38.480</u>	<u>116.1</u>	Pit In	<u>181.8</u>	<u>213.4</u>	2:15.415		4	46.508		56.537	84.6	Pit In	180.0	211.4	2:56.161	

77 Gonçalo Nobre da VEIGA																			
lap	Sect-1	Speed	Sect-2	Speed	Sect-3	Speed	TopSpeed	laptime	pit	lap	Sect-1	Speed	Sect-2	Speed	Sect-3	Speed	Topspeed	laptime	pit
1	Pit Out	109.3	44.614	106.9	44.967			2:15.315		6	38.635	155.8	38.543	100.2	45.202	180.9	214.7	2:02.380	



Caterham Racing Weekend

Autódromo Internacional do Algarve

Caterham Motorsport Iberia 42OR

4 - 7 April 2024

Laps and Sector Times - PRIVATE PRACTICE 2

Autodromo Internacional Algarve - 4652mtr.

2	38.623	38.535	102.6	44.708	180.0	<u>215.6</u>	<u>2:01.866</u>	7	38.984	154.1	38.747	100.7	45.052	<u>183.7</u>	212.2	2:02.783
3	38.672	39.385	101.1	44.767	180.9	213.9	2:02.824	8	<u>38.524</u>	<u>164.4</u>	<u>38.355</u>	<u>108.2</u>	46.149	180.0	<u>215.6</u>	2:03.028
4	38.540	39.003	101.3	45.002	182.7	212.6	2:02.545	9	39.006	148.6	38.761	99.5	45.801	180.0	212.6	2:03.568
5	38.819	39.305	96.9	<u>44.545</u>	182.7	203.0	2:02.669	10	41.407	125.4	46.410	87.8	Pit In	178.2	211.4	<u>2:27.981</u>

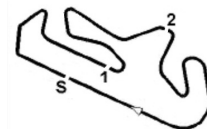
83 Pedro Reis FERREIRA																			
lap	Sect-1	Speed	Sect-2	Speed	Sect-3	Speed	TopSpeed	laptime	pit	lap	Sect-1	Speed	Sect-2	Speed	Sect-3	Speed	Topspeed	laptime	pit
1	Pit Out		56.853	93.1	57.469			<u>2:37.193</u>		6	38.453		38.228	104.7	44.433	181.8	212.6	2:01.114	
2	38.100		38.179	101.2	<u>43.960</u>	179.1	211.4	2:00.239		7	38.267		38.287	107.4	44.159	179.1	212.6	2:00.713	
3	<u>37.868</u>		38.147	105.8	43.977	<u>184.6</u>	<u>216.4</u>	<u>1:59.992</u>		8	38.334		38.217	106.5	Pit In	181.8	213.0	2:10.755	
4	37.919		38.559	102.1	Pit In	183.7	216.0	2:06.817		9	Pit Out		38.143	104.7	44.600			4:54.864	
5	Pit Out		<u>38.116</u>	101.0	44.057			7:58.995		10	38.636		38.729	100.7	44.581	182.7	211.8	2:01.946	

88 Jorge SILVA																			
lap	Sect-1	Speed	Sect-2	Speed	Sect-3	Speed	TopSpeed	laptime	pit	lap	Sect-1	Speed	Sect-2	Speed	Sect-3	Speed	Topspeed	laptime	pit
1	Pit Out		40.796		45.199			<u>2:08.316</u>		7	Pit Out		39.447		45.095			3:50.163	
2	39.452		39.166		<u>44.544</u>	181.8	210.9	2:03.162		8	39.176		39.003		45.047	178.2	210.1	2:03.226	
3	39.712		38.717		44.935	<u>182.7</u>	<u>214.7</u>	2:03.364		9	39.411		39.445		45.519	177.3	210.5	2:04.375	
4	39.038		39.563		45.036	179.1	212.6	2:03.637		10	<u>38.827</u>		<u>38.716</u>		46.010	181.8	211.4	2:03.553	
5	39.357		38.880		44.874	177.3	206.5	<u>2:03.111</u>		11	38.840		39.289		Pit In	180.9	213.0	2:11.276	
6	39.575		38.858		Pit In	179.1	207.3	<u>2:10.831</u>		12									

92 João Aguiar BRANCO																			
lap	Sect-1	Speed	Sect-2	Speed	Sect-3	Speed	TopSpeed	laptime	pit	lap	Sect-1	Speed	Sect-2	Speed	Sect-3	Speed	Topspeed	laptime	pit
1	Pit Out	139.2	38.902	106.1	44.344			<u>2:00.417</u>		8	<u>38.102</u>	160.2	<u>38.056</u>	112.1	44.731	183.7	<u>216.9</u>	2:00.889	
2	38.405	147.1	38.148	<u>114.9</u>	44.076	179.1	210.9	<u>2:00.629</u>		9	38.368	159.3	38.125	107.5	Pit In	180.9	210.5	2:09.565	
3	38.359	155.2	38.238	112.4	44.281	180.9	211.4	2:00.878		10	Pit Out	156.3	38.267	103.5	44.116			3:26.681	
4	38.493	155.2	38.417	113.6	44.266	178.2	209.7	2:01.176		11	38.215	<u>162.4</u>	38.349	110.4	44.251	180.9	215.1	2:00.815	
5	38.430	161.0	38.185	114.2	44.308	180.0	208.9	2:00.923		12	38.567	142.9	38.449	98.9	<u>43.948</u>	179.1	213.0	2:00.964	
6	38.294	157.0	38.209	114.2	44.244	180.9	210.5	2:00.747		13	38.352	155.6	38.281	112.9	44.591	<u>186.5</u>	216.4	2:01.224	
7	38.633	157.0	38.665	106.3	44.190	180.9	213.4	2:01.488		14									

99 TEIXEIRA-TEIXEIRA																			
lap	Sect-1	Speed	Sect-2	Speed	Sect-3	Speed	TopSpeed	laptime	pit	lap	Sect-1	Speed	Sect-2	Speed	Sect-3	Speed	Topspeed	laptime	pit
1	Pit Out	127.4	49.504	100.3	Pit In			<u>2:47.430</u>		6	Pit Out	134.7	41.017	100.1	49.590			3:44.548	
2	Pit Out	129.7	42.402	96.7	46.744			3:35.669		7	<u>39.995</u>	142.1	41.553	<u>104.1</u>	<u>46.014</u>	<u>179.1</u>	<u>214.7</u>	2:07.562	
3	40.614	134.2	41.905	94.1	47.137	178.2	212.6	2:09.656		8	40.053	<u>148.6</u>	<u>40.929</u>	95.6	46.235	178.2	213.4	<u>2:07.217</u>	
4	40.800	137.1	41.460	102.1	46.889	177.3	210.5	2:09.149		9	41.159	139.7	42.701	101.3	Pit In	<u>179.1</u>	212.6	2:37.163	
5	40.635	143.0	41.517	100.9	Pit In	174.8	210.1	2:34.997		10									

119 Mark STANSFIELD																			
lap	Sect-1	Speed	Sect-2	Speed	Sect-3	Speed	TopSpeed	laptime	pit	lap	Sect-1	Speed	Sect-2	Speed	Sect-3	Speed	Topspeed	laptime	pit
1	Pit Out	126.8	40.437	99.8	44.974			<u>2:07.239</u>		5	38.906	159.1	38.570	113.2	44.612	182.7	210.9	2:02.088	
2	38.266	159.3	38.455	108.5	44.442	180.0	<u>216.0</u>	2:01.163		6	38.878	155.8	38.368	114.2	Pit In	177.3	209.7	2:12.162	
3	<u>38.108</u>	154.1	<u>38.134</u>	<u>114.5</u>	<u>44.172</u>	181.8	215.6	<u>2:00.414</u>		7	Pit Out	155.4	38.678	106.3	45.066			5:11.280	
4	38.478	152.8	38.606	112.0	44.426	<u>188.5</u>	213.4	2:01.510		8	38.659	<u>163.1</u>	38.256	111.0	Pit In	177.3	210.1	2:17.897	



Caterham Racing Weekend

Autódromo Internacional do Algarve

Caterham Motorsport Iberia 420R

4 - 7 April 2024

Laps and Sector Times - PRIVATE PRACTICE 2

Autodromo Internacional Algarve - 4652mtr.

137		Tom OVERTON																	
lap	Sect-1	Speed	Sect-2	Speed	Sect-3	Speed	TopSpeed	laptime	pit	lap	Sect-1	Speed	Sect-2	Speed	Sect-3	Speed	Topspeed	laptime	pit
1	Pit Out	131.9	39.217	107.4	44.876			2:02.710		7	40.130	159.1	39.095	116.5	45.406	176.5	206.1	2:04.631	
2		38.953	158.1	<u>38.466</u>	117.4	<u>44.687</u>	180.9	210.1	<u>2:02.106</u>	8	40.547	152.3	38.857	115.8	Pit In	177.3	208.5	2:20.293	
3		<u>38.595</u>	159.5	39.342	109.3	44.991	<u>181.8</u>	<u>216.4</u>	2:02.928	9	Pit Out	150.8	39.587	110.4	45.109			3:41.842	
4		39.145	158.6	38.485	115.5	44.908	177.3	213.0	2:02.538	10	39.387	161.0	39.263	106.8	44.915	177.3	208.9	2:03.565	
5		39.356	145.6	39.425	113.4	45.132	178.2	212.2	2:03.913	11	39.822	164.1	39.207	110.8	45.494	177.3	208.5	2:04.523	
6		39.444	<u>164.6</u>	38.764	115.4	45.541	176.5	208.5	2:03.749	12	40.053	161.7	39.322	<u>118.2</u>	Pit In	176.5	208.1	2:22.595	

168		Ian DYBLE																	
lap	Sect-1	Speed	Sect-2	Speed	Sect-3	Speed	TopSpeed	laptime	pit	lap	Sect-1	Speed	Sect-2	Speed	Sect-3	Speed	Topspeed	laptime	pit
1	Pit Out	125.9	39.679	104.7	44.834			2:03.772		7	39.220	154.3	38.941	106.1	Pit In	180.0	214.3	2:16.720	
2		39.519	148.4	39.239	99.4	44.435	180.0	214.3	2:03.193	8	Pit Out	155.6	42.789	77.8	46.702			3:56.420	
3		38.830	149.8	39.331	106.0	44.700	180.9	214.7	2:02.861	9	39.090	154.3	39.389	101.0	45.189	180.9	<u>216.4</u>	2:03.668	
4		38.853	154.3	38.859	104.0	<u>44.388</u>	180.0	213.4	<u>2:02.100</u>	10	38.919	151.3	39.148	97.9	45.022	180.9	216.0	2:03.089	
5		39.084	147.3	38.704	<u>109.2</u>	44.766	178.2	212.2	2:02.554	11	39.292	145.9	39.509	100.7	45.615	<u>184.6</u>	216.0	2:04.416	
6		<u>38.763</u>	<u>159.3</u>	<u>38.571</u>	103.3	44.891	180.0	214.7	2:02.225	12	39.015	148.8	43.702	90.6	Pit In	182.7	215.6	2:26.730	

172		Martin AMISON																	
lap	Sect-1	Speed	Sect-2	Speed	Sect-3	Speed	TopSpeed	laptime	pit	lap	Sect-1	Speed	Sect-2	Speed	Sect-3	Speed	Topspeed	laptime	pit
1	Pit Out	133.8	<u>39.562</u>	<u>100.1</u>	<u>44.555</u>			2:02.595		2									

188		Phil JENKINS																	
lap	Sect-1	Speed	Sect-2	Speed	Sect-3	Speed	TopSpeed	laptime	pit	lap	Sect-1	Speed	Sect-2	Speed	Sect-3	Speed	Topspeed	laptime	pit
1	Pit Out	151.3	38.745	99.4	46.101			2:03.495		7	38.745	163.9	38.877	105.6	44.850	179.1	209.7	2:02.472	
2		38.595	149.4	38.767	104.1	<u>44.283</u>	177.3	209.7	2:01.645	8	41.432	120.9	41.310	94.3	Pit In	179.1	206.5	2:23.268	
3		<u>38.357</u>	158.8	<u>38.385</u>	105.7	44.463	180.0	214.7	<u>2:01.205</u>	9	Pit Out	153.8	38.589	106.2	44.999			5:25.617	
4		38.365	165.6	38.663	96.8	44.669	185.6	<u>215.6</u>	2:01.697	10	38.563	164.4	38.557	102.9	44.564	175.6	207.7	2:01.684	
5		39.204	156.5	38.648	<u>109.6</u>	44.420	178.2	208.1	2:02.272	11	38.704	<u>172.0</u>	40.937	93.8	Pit In	177.3	210.1	2:23.678	
6		38.390	171.2	38.467	105.7	45.083	<u>187.5</u>	213.4	2:01.940	12									