



Caterham Racing Weekend

Autódromo Internacional do Algarve

Caterham Motorsport Iberia 420R

4 - 7 April 2024

Laps and Sector Times - PRIVATE PRACTICE 1

Autodromo Internacional Algarve - 4652mtr.

1		Alex AREIA																	
lap	Sect-1	Speed	Sect-2	Speed	Sect-3	Speed	TopSpeed	laptime	pit	lap	Sect-1	Speed	Sect-2	Speed	Sect-3	Speed	Topspeed	laptime	pit
1	Pit Out	129.7	39.710	99.5	44.278			2:03.966		7	<u>37.832</u>	162.9	37.640	<u>108.4</u>	<u>43.406</u>	181.8	213.9	<u>1:58.878</u>	
2		39.176	37.736	107.4	43.625	<u>183.7</u>	213.0	2:00.537		8	38.443	162.4	37.769	107.4	43.432	<u>183.7</u>	212.6	1:59.644	
3		37.871	<u>165.4</u>	<u>37.371</u>	107.4	43.655	181.8	215.1	1:58.897	9	37.882	<u>165.9</u>	37.480	106.8	43.750	182.7	<u>216.4</u>	1:59.112	
4		37.948	163.1	38.042	108.3	Pit In	181.8	214.3	2:11.340	10	39.341	133.2	47.923	98.1	45.591	<u>183.7</u>	210.9	2:12.855	
5	Pit Out	158.1	38.399	103.5	43.778			4:39.464		11	40.470	131.2	40.500	105.0	Pit In	182.7	213.9	2:14.727	
6		38.031	164.9	37.719	106.5	43.499	181.8	212.2	1:59.249	12									

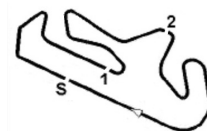
3		Duarte CAMELO																	
lap	Sect-1	Speed	Sect-2	Speed	Sect-3	Speed	TopSpeed	laptime	pit	lap	Sect-1	Speed	Sect-2	Speed	Sect-3	Speed	Topspeed	laptime	pit
1	Pit Out	98.7	51.900	91.9	54.158			2:34.842		5	42.131	123.0	<u>40.815</u>	101.9	47.062	170.6	205.3	<u>2:10.008</u>	
2		44.684	118.2	43.346	92.6	47.580	164.4	180.9	2:15.610	6	<u>41.199</u>	123.1	41.038	<u>108.0</u>	48.247	176.5	211.4	2:10.484	
3		42.624	110.7	43.887	96.9	Pit In	177.3	<u>212.2</u>	2:30.742	7	41.938	<u>138.1</u>	42.400	98.2	<u>46.917</u>	166.7	206.9	2:11.255	
4	Pit Out	118.3	42.171	99.5	47.115			5:57.977		8									

4		Rafael LOBATO																	
lap	Sect-1	Speed	Sect-2	Speed	Sect-3	Speed	TopSpeed	laptime	pit	lap	Sect-1	Speed	Sect-2	Speed	Sect-3	Speed	Topspeed	laptime	pit
1	Pit Out	112.3	41.514	95.7	44.616			2:08.278		8	38.597	160.7	38.577	101.5	Pit In	180.0	212.2	2:11.597	
2		40.008	153.0	38.858	100.2	44.209	179.1	210.1	2:03.075	9	Pit Out	144.4	38.798	96.4	<u>43.787</u>			3:52.035	
3		38.940	164.1	38.847	98.4	44.196	<u>186.5</u>	212.6	2:01.983	10	38.416	166.4	38.365	96.4	43.914	185.6	210.1	<u>2:00.695</u>	
4		39.206	156.7	38.441	98.5	44.245	179.1	211.4	2:01.892	11	38.554	163.1	38.490	99.3	44.497	179.1	210.9	2:01.541	
5		39.266	156.3	38.990	97.7	44.154	179.1	210.9	2:02.410	12	<u>38.202</u>	<u>171.7</u>	38.628	<u>103.5</u>	44.273	180.0	<u>213.9</u>	2:01.103	
6		38.546	156.1	38.707	102.7	43.970	<u>186.5</u>	210.1	2:01.223	13	38.459	162.4	38.441	102.6	44.777	179.1	211.8	2:01.677	
7		38.680	162.9	38.632	98.3	44.484	183.7	211.8	2:01.796	14	38.371	167.7	<u>38.267</u>	102.6	44.171	179.1	212.6	2:00.809	

7		Diogo TAVARES																	
lap	Sect-1	Speed	Sect-2	Speed	Sect-3	Speed	TopSpeed	laptime	pit	lap	Sect-1	Speed	Sect-2	Speed	Sect-3	Speed	Topspeed	laptime	pit
1	Pit Out	126.8	43.306	94.6	45.491			2:11.151		8	38.170	163.1	38.132	104.5	44.576	180.0	210.9	2:00.878	
2		39.845	146.3	38.122	108.2	44.488	182.7	213.0	2:02.455	9	38.297	<u>164.4</u>	38.105	110.0	Pit In	177.3	210.1	2:06.735	
3		38.501	155.6	38.367	111.1	<u>44.045</u>	182.7	213.0	2:00.913	10	Pit Out	143.4	38.706	104.2	44.717			4:11.022	
4		<u>38.078</u>	157.4	38.186	112.9	44.367	186.5	215.1	2:00.631	11	38.250	163.4	37.856	<u>113.1</u>	44.165	<u>189.5</u>	<u>215.6</u>	<u>2:00.271</u>	
5		38.253	160.5	37.825	103.3	44.447	178.2	212.6	2:00.525	12	38.364	163.1	37.859	110.0	44.403	176.5	210.9	2:00.626	
6		39.805	150.8	40.175	103.3	Pit In	177.3	209.7	2:14.619	13	38.200	162.9	<u>37.797</u>	107.0	44.285	179.1	212.6	2:00.282	
7	Pit Out	140.8	39.564	95.0	44.356			4:03.758		14									

10		João Pedro Campos COSTA																	
lap	Sect-1	Speed	Sect-2	Speed	Sect-3	Speed	TopSpeed	laptime	pit	lap	Sect-1	Speed	Sect-2	Speed	Sect-3	Speed	Topspeed	laptime	pit
1	Pit Out	99.4	49.366	86.5	52.628			2:33.150		5	39.135	148.6	38.932	108.2	<u>44.519</u>	180.0	208.1	2:02.586	
2		48.292	116.4	45.633	97.7	49.276	139.5	159.1	2:23.201	6	39.146	146.3	39.095	113.3	44.970	180.0	<u>209.7</u>	2:03.211	
3		40.068	143.0	39.119	101.7	44.812	170.6	207.7	2:03.999	7	<u>38.991</u>	<u>149.0</u>	<u>38.714</u>	<u>115.8</u>	Pit In	177.3	207.7	2:13.251	
4		39.102	146.7	38.837	103.1	44.549	<u>180.9</u>	208.5	<u>2:02.488</u>	8									

11		Tomás TEIXEIRA																	
lap	Sect-1	Speed	Sect-2	Speed	Sect-3	Speed	TopSpeed	laptime	pit	lap	Sect-1	Speed	Sect-2	Speed	Sect-3	Speed	Topspeed	laptime	pit
1	Pit Out	115.0	47.413	83.1	52.247			2:26.231		8	39.315	<u>169.8</u>	39.807	102.2	45.406	175.6	210.5	2:04.528	
2		42.947	117.1	43.575	96.8	49.700	167.4	203.4	2:16.222	9	39.381	160.0	39.398	106.0	45.622	175.6	209.3	2:04.401	
3		41.253	142.1	41.631	99.1	47.847	169.8	205.3	2:10.731	10	39.352	139.5	40.297	100.1	Pit In	175.6	208.9	2:20.496	



Caterham Racing Weekend

Autódromo Internacional do Algarve

Caterham Motorsport Iberia 42OR

4 - 7 April 2024

Laps and Sector Times - PRIVATE PRACTICE 1

Autodromo Internacional Algarve - 4652mtr.

4	40.037	157.9	40.592	108.1	47.349	174.8	206.1	2:07.978	11	Pit Out	159.1	41.102	97.3	44.930			4:08.424	
5	40.027	147.7	42.484	87.9	46.198	173.9	207.3	2:08.709	12	39.450	134.2	39.518	<u>108.2</u>	<u>44.929</u>	<u>177.3</u>	211.8	2:03.897	
6	39.939	138.6	40.846	102.2	46.743	<u>177.3</u>	<u>215.6</u>	2:07.528	13	<u>38.729</u>	166.9	<u>38.873</u>	107.4	44.960	<u>177.3</u>	208.9	<u>2:02.562</u>	
7	41.011	161.9	40.019	107.0	46.188	173.9	206.9	2:07.218	14									

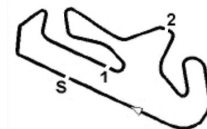
12		José Kol ALMEIDA																	
lap	Sect-1	Speed	Sect-2	Speed	Sect-3	Speed	TopSpeed	laptime	pit	lap	Sect-1	Speed	Sect-2	Speed	Sect-3	Speed	Topspeed	laptime	pit
1	39.978	145.0	39.485		45.477	177.3		2:04.940		4	<u>39.328</u>	146.5	<u>39.063</u>		<u>44.887</u>	177.3	210.9	<u>2:03.278</u>	
2	41.449	130.9	44.398		Pit In	<u>182.7</u>	203.8	2:31.387		5	39.592	<u>148.1</u>	40.196		Pit In	180.9	<u>216.9</u>	2:17.961	
3	Pit Out	109.3	41.888		46.065			8:55.525		6	Pit Out	141.2	40.454		45.712			4:50.581	

14		Bruno KNUDSEN																	
lap	Sect-1	Speed	Sect-2	Speed	Sect-3	Speed	TopSpeed	laptime	pit	lap	Sect-1	Speed	Sect-2	Speed	Sect-3	Speed	Topspeed	laptime	pit
1	Pit Out	103.1	44.493	91.4	47.824			2:18.800		8	Pit Out	125.1	49.710	80.9	47.097			4:04.917	
2	41.948	137.8	40.158	97.8	44.935	161.4	176.5	2:07.041		9	37.978	152.1	38.099	103.3	44.305	189.5	214.3	2:00.382	
3	38.555	147.9	38.763	101.3	44.548	179.1	213.4	2:01.866		10	38.185	161.7	38.268	107.9	44.013	180.9	213.4	2:00.466	
4	38.294	149.0	38.449	99.0	44.069	178.2	213.4	2:00.812		11	39.127	148.4	38.235	<u>110.0</u>	44.347	183.7	215.6	2:01.709	
5	38.198	157.2	38.515	92.0	44.114	180.9	213.0	2:00.827		12	39.844	153.2	38.368	98.4	44.275	179.1	201.1	2:02.487	
6	38.044	<u>165.4</u>	38.095	105.5	43.884	186.5	<u>216.0</u>	2:00.023		13	<u>37.908</u>	159.8	41.009	99.1	46.492	184.6	<u>216.0</u>	2:05.409	
7	38.349	152.1	39.050	102.6	Pit In	180.9	214.3	2:09.187		14	37.974	158.4	<u>37.864</u>	108.7	<u>43.849</u>	<u>191.5</u>	<u>216.0</u>	<u>1:59.687</u>	

19		Duarte LISBOA																	
lap	Sect-1	Speed	Sect-2	Speed	Sect-3	Speed	TopSpeed	laptime	pit	lap	Sect-1	Speed	Sect-2	Speed	Sect-3	Speed	Topspeed	laptime	pit
1	Pit Out	105.4	46.527	93.9	50.001			2:27.006		6	39.504	152.1	38.831	107.0	<u>44.865</u>	176.5	210.1	<u>2:03.200</u>	
2	44.602	139.7	40.151	101.3	45.608	139.0	159.3	2:10.361		7	39.266	149.6	39.938	90.8	44.909	179.1	<u>212.6</u>	2:04.113	
3	41.555	130.9	41.907	96.4	Pit In	175.6	193.2	2:22.310		8	39.231	159.3	38.931	<u>109.2</u>	45.471	179.1	211.8	2:03.633	
4	Pit Out	135.3	39.466	100.3	45.557			4:09.946		9	<u>39.081</u>	<u>163.1</u>	<u>38.800</u>	105.9	45.377	175.6	209.3	2:03.258	
5	39.319	149.2	39.119	106.2	45.298	178.2	212.2	2:03.736		10									

23		Diogo COSTA																	
lap	Sect-1	Speed	Sect-2	Speed	Sect-3	Speed	TopSpeed	laptime	pit	lap	Sect-1	Speed	Sect-2	Speed	Sect-3	Speed	Topspeed	laptime	pit
1	Pit Out		42.686	80.0	48.517			2:16.479		7	39.102	167.2	39.791	98.9	45.285	180.0	210.9	2:04.178	
2	39.694	134.8	40.005	96.6	45.046	174.8	209.3	2:04.745		8	39.825	154.7	<u>38.629</u>	110.0	44.640	<u>182.7</u>	194.6	2:03.094	
3	39.596	152.5	39.404	106.0	44.951	178.2	209.3	2:03.951		9	39.015	<u>168.2</u>	38.769	109.3	45.061	181.8	<u>213.4</u>	<u>2:02.845</u>	
4	39.193		38.912	113.3	45.567	179.1	209.3	2:03.672		10	39.790	130.1	39.352	<u>115.5</u>	45.241	180.0	200.4	2:04.383	
5	39.207	156.1	39.100	111.0	44.601	180.0	210.9	2:02.908		11	39.769	150.8	38.944	110.0	44.910	178.2	211.4	2:03.623	
6	39.352	155.8	38.856	111.9	45.499	180.0	207.7	2:03.707		12	<u>38.973</u>	161.9	39.810	105.6	<u>44.472</u>	180.9	211.8	2:03.255	

24		Luis Filipe OLIVEIRA																	
lap	Sect-1	Speed	Sect-2	Speed	Sect-3	Speed	TopSpeed	laptime	pit	lap	Sect-1	Speed	Sect-2	Speed	Sect-3	Speed	Topspeed	laptime	pit
1	Pit Out	100.3	45.349	92.9	50.778			2:19.917		8	39.001	143.2	40.040	<u>108.4</u>	44.542	178.2	214.7	2:03.583	
2	40.420	135.3	39.365	100.0	46.507	174.8	212.2	2:06.292		9	38.017	158.4	<u>37.921</u>	107.9	44.155	182.7	214.3	2:00.093	
3	39.050		38.646	102.2	44.347	177.3	213.0	2:02.043		10	<u>38.006</u>	<u>167.4</u>	37.956	106.6	<u>43.927</u>	185.6	215.1	<u>1:59.889</u>	
4	39.620	151.3	38.412	95.9	45.555	179.1	213.4	2:03.587		11	38.488	151.3	38.394	101.0	43.936	189.5	<u>216.4</u>	2:00.818	
5	38.649	151.9	38.588	107.6	44.371	180.9	<u>216.4</u>	2:01.608		12	38.360	154.1	38.297	96.5	44.444	<u>191.5</u>	<u>216.4</u>	2:01.101	
6	38.066	158.6	38.280	101.9	44.112	181.8	215.1	2:00.458		13	38.395	161.0	38.079	98.4	Pit In	184.6	214.3	2:11.016	
7	38.654	142.1	39.974	105.6	45.060	184.6	213.0	2:03.688		14									



Caterham Racing Weekend

Autódromo Internacional do Algarve

Caterham Motorsport Iberia 420R

4 - 7 April 2024

Laps and Sector Times - PRIVATE PRACTICE 1

Autodromo Internacional Algarve - 4652mtr.

33		SARAI VA - SARAI VA																		
lap	Sect-1	Speed	Sect-2	Speed	Sect-3	Speed	TopSpeed	laptime	pit	lap	Sect-1	Speed	Sect-2	Speed	Sect-3	Speed	Topspeed	laptime	pit	
1	Pit Out	92.7	48.827	87.5	45.074			2:27.722		5	Pit Out	148.1	38.634	106.6	45.295				6:46.328	
2		<u>38.675</u>	38.788	102.9	<u>43.801</u>	<u>180.9</u>	211.4	<u>2:01.264</u>		6		39.294	151.7	38.964	99.8	44.644	173.1	211.4	2:02.902	
3		39.586	38.633	97.8	Pit In	<u>180.9</u>		<u>2:13.377</u>		7		38.878	157.2	38.665	103.7	44.657	174.8	205.7	2:02.200	
4	Pit Out	145.7	<u>38.484</u>	<u>107.9</u>	Pit In			7:13.237		8		38.893	<u>166.2</u>	38.632	105.2	Pit In	175.6	205.3	2:16.192	

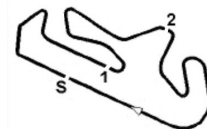
34		Daniel AZEVEDO																		
lap	Sect-1	Speed	Sect-2	Speed	Sect-3	Speed	TopSpeed	laptime	pit	lap	Sect-1	Speed	Sect-2	Speed	Sect-3	Speed	Topspeed	laptime	pit	
1	Pit Out	116.9	43.940	106.1	47.087			2:16.549		6		39.866	142.1	39.324	109.5	Pit In	179.1	211.8	2:15.253	
2		39.178	<u>161.7</u>	39.569	96.2	45.871	175.6	211.4	2:04.618	7	Pit Out	157.0	38.735	111.9	44.995				3:50.124	
3		39.363	142.9	38.989	103.6	44.678	177.3	211.4	2:03.030	8		<u>38.760</u>	156.5	39.011	104.5	44.576	<u>180.0</u>	213.4	<u>2:02.347</u>	
4		38.898	150.2	39.313	111.6	45.227	179.1	212.2	2:03.438	9		51.264	143.8	41.095	<u>115.8</u>	Pit In	178.2	<u>214.3</u>	2:29.509	
5		39.232	153.4	<u>38.681</u>	104.0	<u>44.542</u>	175.6	210.5	2:02.455	10										

36		António Nunes de ALMEIDA																		
lap	Sect-1	Speed	Sect-2	Speed	Sect-3	Speed	TopSpeed	laptime	pit	lap	Sect-1	Speed	Sect-2	Speed	Sect-3	Speed	Topspeed	laptime	pit	
1	Pit Out	122.4	43.341	88.4	47.702			2:16.511		7		39.289	159.8	39.494	100.1	45.278	176.5	210.5	<u>2:04.061</u>	
2		40.889	137.4	40.136	91.4	47.158	168.2	192.5	2:08.183	8		39.361	152.5	39.544	100.7	45.562	176.5	209.7	2:04.467	
3		<u>39.198</u>	154.7	39.376	98.7	45.593	176.5	208.9	2:04.167	9		39.475	151.5	39.712	92.2	45.554	175.6	209.3	2:04.741	
4		39.451	139.9	39.664	96.3	46.224	179.1	<u>216.0</u>	2:05.339	10		39.530	156.5	39.271	<u>109.8</u>	45.784	177.3	208.9	2:04.585	
5		42.523	110.0	40.951	97.5	45.279	<u>180.9</u>	215.6	2:08.753	11		40.300	155.2	<u>38.885</u>	103.1	Pit In	172.2	191.5	2:17.846	
6		39.328	159.3	39.212	101.5	45.557	176.5	211.4	2:04.097	12	Pit Out	154.7	39.390	100.7	<u>45.178</u>				5:24.525	

38		Ricardo PEDROSA																		
lap	Sect-1	Speed	Sect-2	Speed	Sect-3	Speed	TopSpeed	laptime	pit	lap	Sect-1	Speed	Sect-2	Speed	Sect-3	Speed	Topspeed	laptime	pit	
1	Pit Out	135.7	41.957		47.986			2:12.043		7		39.533	149.6	39.179		Pit In	179.1	213.9	2:27.572	
2		40.364		39.752		46.252	176.5	206.9	2:06.368	8	Pit Out	147.7	38.859		45.006				4:38.384	
3		39.634	143.0	39.602	<u>97.6</u>	Pit In	177.3	210.5	2:15.401	9		39.826	151.9	<u>38.384</u>		45.518	<u>182.7</u>	<u>214.7</u>	2:03.728	
4	Pit Out			39.482		45.238			4:30.515	10		38.999	<u>154.3</u>	38.507		<u>44.682</u>	<u>182.7</u>	213.9	2:02.188	
5		38.916	151.0	39.082		45.070	180.9	213.0	2:03.068	11		<u>38.502</u>	152.5	38.692		44.865	181.8	213.9	<u>2:02.059</u>	
6		39.326	152.5	38.766		44.717	179.1	210.1	2:02.809	12										

42		MOURA JR-MOURA																		
lap	Sect-1	Speed	Sect-2	Speed	Sect-3	Speed	TopSpeed	laptime	pit	lap	Sect-1	Speed	Sect-2	Speed	Sect-3	Speed	Topspeed	laptime	pit	
1	Pit Out	130.3	42.268	92.9	47.945			2:13.012		8		39.461	161.4	39.378	102.0	<u>44.806</u>	169.8	208.5	2:03.645	
2		39.777	144.2	39.022	103.7	51.309	177.3	208.5	2:10.108	9		<u>38.560</u>	165.4	<u>38.780</u>	103.5	44.905	<u>180.0</u>	<u>214.7</u>	<u>2:02.245</u>	
3		45.984	136.9	39.681	101.6	44.850	174.8	209.7	2:10.515	10		38.914	164.1	39.076	97.8	47.126	179.1	211.4	2:05.116	
4		39.038	146.1	39.463	97.9	44.926	<u>180.0</u>	213.9	2:03.427	11		39.791	148.4	39.573	101.5	45.207	175.6	210.1	2:04.571	
5		39.007	144.6	39.705	103.2	45.347	179.1	213.9	2:04.059	12		39.167	159.1	38.874	99.8	45.063	175.6	209.3	2:03.104	
6		39.460	154.1	39.103	<u>105.3</u>	Pit In	177.3	211.4	2:16.701	13		39.013	<u>169.8</u>	39.045	103.6	Pit In	179.1	210.5	3:54.408	
7	Pit Out	156.5	39.042	104.9	45.560			4:53.391		14										

47		Guilherme DAL MASO																		
lap	Sect-1	Speed	Sect-2	Speed	Sect-3	Speed	TopSpeed	laptime	pit	lap	Sect-1	Speed	Sect-2	Speed	Sect-3	Speed	Topspeed	laptime	pit	
1	Pit Out	125.3	39.906	100.8	44.561			2:06.445		8		<u>38.259</u>	157.7	38.425	100.0	44.193	183.7	213.4	<u>2:00.877</u>	
2		38.762	157.2	39.389	84.5	44.141	174.8	210.9	2:02.292	9		38.354	159.5	38.810	98.2	44.831	178.2	215.1	2:01.995	
3		39.306	152.1	38.679	97.7	<u>44.074</u>	<u>189.5</u>	201.9	2:02.059	10		38.372	158.6	38.296	103.6	44.282	180.9	210.1	2:00.950	



Caterham Racing Weekend

Autódromo Internacional do Algarve

Caterham Motorsport Iberia 42OR

4 - 7 April 2024

Laps and Sector Times - PRIVATE PRACTICE 1

Autodromo Internacional Algarve - 4652mtr.

4	39.661		38.945	95.5	Pit In	180.9	<u>215.6</u>	2:12.298	11	38.357	158.1	38.397	105.9	44.459	177.3	207.3	2:01.213
5	Pit Out	<u>162.7</u>	38.419	101.9	44.578			3:24.305	12	45.288	131.5	41.185	102.4	1:08.145	177.3	119.3	2:34.618
6	38.666	160.7	38.698	98.8	44.424	175.6	206.9	2:01.788	13	54.525	153.8	<u>38.225</u>	103.3	44.759	116.1	123.3	2:17.509
7	38.869	153.2	38.458	97.1	44.341	179.1	210.1	2:01.668	14	38.271	157.4	38.276	<u>108.8</u>	44.407	177.3	209.7	2:00.954

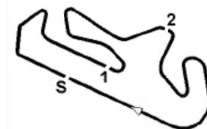
48		Sergei OREKHOV																	
lap	Sect-1	Speed	Sect-2	Speed	Sect-3	Speed	TopSpeed	laptime	pit	lap	Sect-1	Speed	Sect-2	Speed	Sect-3	Speed	Topspeed	laptime	pit
1	Pit Out	112.0	42.449	98.6	47.275			2:13.868		8	38.903	155.6	Pit In		Pit In	177.3	211.4	1:02.948	
2	51.082	9.7	39.657	107.0	36.241	174.8	208.5	2:06.980		9				99.4	45.126			1:00.064	
3	47.245	14.3	41.710	103.7	36.727	4.1	207.7	2:05.682		10	39.613	143.2	44.977	83.6	47.804	174.8	208.1	2:12.394	
4	47.134	151.7	39.076	101.1	37.078	4.6	210.1	2:03.288		11	39.259	154.5	38.924	108.3	44.868	179.1	211.8	2:03.051	
5	46.453	164.1	39.429	114.4	38.378	4.7	207.3	2:04.260		12	38.891	161.4	38.893	97.3	45.365	<u>184.6</u>	212.2	2:03.149	
6	46.432	<u>165.1</u>	38.625	<u>120.7</u>	37.959	4.9	203.8	2:03.016		13	38.817	147.1	38.940	101.2	44.557	181.8	203.0	<u>2:02.314</u>	
7	58.061	102.2	<u>54.896</u>	67.4	<u>10.920</u>	4.1	162.2	2:03.877		14	<u>38.747</u>	156.1	38.695	106.0	Pit In	180.9	207.3	2:21.791	

52		António CORREIA																	
lap	Sect-1	Speed	Sect-2	Speed	Sect-3	Speed	TopSpeed	laptime	pit	lap	Sect-1	Speed	Sect-2	Speed	Sect-3	Speed	Topspeed	laptime	pit
1	Pit Out	115.9	41.184	<u>112.7</u>	44.566			2:07.280		7	Pit Out	157.4	38.022	103.3	43.975			5:47.310	
2	40.172	152.5	38.448	106.8	44.085	180.0	210.9	2:02.705		8	40.752	158.4	39.050	101.7	<u>43.900</u>	180.0	208.1	2:03.702	
3	38.730	152.1	38.173	106.5	44.420	<u>188.5</u>	211.4	2:01.323		9	<u>38.170</u>	155.2	38.112	110.8	44.080	183.7	213.0	2:00.362	
4	38.643	156.5	38.140	109.3	44.017	180.0	211.8	2:00.800		10	38.178	156.7	<u>37.806</u>	104.2	43.936	182.7	213.0	<u>1:59.920</u>	
5	38.410	154.5	38.196	103.3	44.342	179.1	212.2	2:00.948		11	38.501	157.2	38.201	98.5	44.618	184.6	213.0	2:01.320	
6	38.335	159.1	38.215	102.5	Pit In	178.2	212.6	2:11.611		12	38.239	<u>159.3</u>	38.367	105.7	Pit In	179.1	<u>213.4</u>	2:10.200	

62		J. J. MAGALHÃES																	
lap	Sect-1	Speed	Sect-2	Speed	Sect-3	Speed	TopSpeed	laptime	pit	lap	Sect-1	Speed	Sect-2	Speed	Sect-3	Speed	Topspeed	laptime	pit
1	Pit Out	103.4	56.774	81.4	54.087			2:39.282		5	Pit Out	160.0	37.949		45.131			9:38.358	
2	39.052		39.486	113.9	Pit In	<u>182.7</u>	216.0	2:28.370		6	38.986	160.2	38.001	114.4	<u>44.445</u>	179.1	<u>216.4</u>	2:01.432	
3	Pit Out	141.7	39.252	103.9	45.411			6:08.048		7	<u>38.194</u>	<u>162.9</u>	<u>37.773</u>	<u>118.3</u>	44.656	181.8	214.7	<u>2:00.623</u>	
4	44.479	107.8	55.478		Pit In	175.6	196.0	2:45.724		8									

66		J. J. OLIVEIRA																	
lap	Sect-1	Speed	Sect-2	Speed	Sect-3	Speed	TopSpeed	laptime	pit	lap	Sect-1	Speed	Sect-2	Speed	Sect-3	Speed	Topspeed	laptime	pit
1	Pit Out	134.3	41.851	90.7	45.895			2:09.440		7	38.539	<u>163.6</u>	38.487		44.383	178.2	210.5	2:01.409	
2	39.292	151.7	39.418	98.1	44.499	177.3	210.1	2:03.209		8	38.420	161.2	38.629	103.1	44.451	177.3	209.7	2:01.500	
3	38.690		39.009	102.2	44.937	178.2	210.5	2:02.636		9	38.345	161.4	38.733	102.2	44.634	178.2	210.5	2:01.712	
4	<u>38.329</u>	157.2	38.976	95.3	44.717	180.9	211.8	2:02.022		10	38.553	159.5	39.138	103.6	44.512	178.2	210.1	2:02.203	
5	38.458	160.2	38.421		44.473	179.1	210.1	2:01.352		11	38.571	158.1	<u>38.332</u>		44.342	<u>181.8</u>	<u>214.3</u>	<u>2:01.245</u>	
6	38.552	160.7	38.531	104.2	<u>44.330</u>	179.1	210.5	2:01.413		12	38.861	162.9	38.725	<u>105.9</u>	Pit In	180.0	210.9	2:14.979	

69		André CORREIA																	
lap	Sect-1	Speed	Sect-2	Speed	Sect-3	Speed	TopSpeed	laptime	pit	lap	Sect-1	Speed	Sect-2	Speed	Sect-3	Speed	Topspeed	laptime	pit
1	Pit Out	111.5	44.403	89.9	49.004			2:17.245		8	42.877	155.6	45.719	96.1	47.594	153.2	170.6	2:16.190	
2	46.382	120.8	42.912	103.0	48.940	139.0	157.2	2:18.234		9	43.030	153.2	40.984	<u>108.3</u>	46.848	148.1	161.4	2:10.862	
3	45.160	141.0	41.762	107.2	48.759	138.5	155.4	2:15.681		10	43.809	155.4	41.046	103.6	46.678	158.6	165.1	2:11.533	
4	44.877	135.7	47.425	101.8	47.518	135.3	154.7	2:19.820		11	41.993	165.1	<u>40.063</u>	104.7	46.231	158.6	171.4	2:08.287	
5	44.785	132.5	42.386	102.0	47.355	141.2	149.0	2:14.526		12	41.715	160.7	40.677	102.5	<u>45.640</u>	160.0	180.0	2:08.032	
6	43.743	136.2	42.644	104.4	48.389	148.1	162.2	2:14.776		13	<u>41.388</u>	163.4	40.086	108.0	45.821	<u>167.4</u>	<u>184.6</u>	<u>2:07.295</u>	



Caterham Racing Weekend

Autódromo Internacional do Algarve

Caterham Motorsport Iberia 42OR
4 - 7 April 2024
Laps and Sector Times - PRIVATE PRACTICE 1
Autodromo Internacional Algarve - 4652mtr.

7	43.781	140.1	45.163	88.9	50.902	138.5	158.4	2:19.846	14				
---	--------	-------	--------	------	--------	-------	-------	----------	----	--	--	--	--

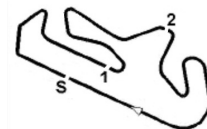
77		Gonçalo Nobre da VEIGA																	
lap	Sect-1	Speed	Sect-2	Speed	Sect-3	Speed	TopSpeed	laptime	pit	lap	Sect-1	Speed	Sect-2	Speed	Sect-3	Speed	Topspeed	laptime	pit
1	Pit Out	122.4	41.050	91.0	45.185			2:10.336		7	39.267	153.2	38.595	102.0	44.755	179.1	213.4	2:02.617	
2		38.953	38.872	94.7	44.797	176.5	210.5	2:02.622		8	39.136	153.2	39.441	94.2	44.964	178.2	210.5	2:03.541	
3		38.958	38.825	99.4	44.761	180.0	<u>216.0</u>	2:02.544		9	39.054	154.7	38.996	89.3	<u>44.474</u>	177.3	208.5	<u>2:02.524</u>	
4		39.096	<u>159.3</u>	38.680	99.2	45.026	178.2	214.3	2:02.802	10	40.106	154.9	39.031	104.1	44.989	179.1	213.4	2:04.126	
5		<u>38.294</u>	149.6	39.517	90.9	Pit In	<u>185.6</u>	215.1	2:13.422	11	39.760	157.9	<u>38.538</u>	<u>106.3</u>	Pit In	179.1	214.7	2:13.586	
6	Pit Out	148.8	39.535	96.6	45.036			6:13.972		12									

83		Pedro Reis FERREIRA																	
lap	Sect-1	Speed	Sect-2	Speed	Sect-3	Speed	TopSpeed	laptime	pit	lap	Sect-1	Speed	Sect-2	Speed	Sect-3	Speed	Topspeed	laptime	pit
1	Pit Out	133.0	42.724	92.8	45.703			2:08.078		8	38.221	<u>164.1</u>	38.061	102.9	44.282	183.7	216.4	2:00.564	
2		38.312	38.394	105.4	44.591	185.6	215.1	2:01.297		9	38.063	162.7	<u>37.838</u>		44.196	181.8	215.6	<u>2:00.097</u>	
3		38.740	38.230	112.1	44.309	179.1	212.6	2:01.279		10	<u>38.043</u>	162.7	38.262	95.4	<u>43.835</u>	183.7	216.4	2:00.140	
4		38.554	38.510	<u>115.1</u>	44.557	181.8	209.7	2:01.621		11	38.553	163.9	38.727	93.3	44.473	<u>187.5</u>	215.1	2:01.753	
5		38.114	38.404	103.7	44.118	180.9	216.0	2:00.636		12	38.285	160.0	38.278	97.6	45.670	184.6	215.6	2:02.233	
6		38.475	40.596	77.6	Pit In	182.7	216.4	2:14.674		13	38.220	158.8	39.408	95.8	47.691	175.6	<u>218.2</u>	2:05.319	
7	Pit Out	154.3	39.291	102.6	44.290			4:04.531		14	38.411	156.1	38.017	107.5	44.548	184.6	215.6	2:00.976	

92		João Aguiar BRANCO																	
lap	Sect-1	Speed	Sect-2	Speed	Sect-3	Speed	TopSpeed	laptime	pit	lap	Sect-1	Speed	Sect-2	Speed	Sect-3	Speed	Topspeed	laptime	pit
1	Pit Out	144.8	39.368	108.5	44.375			2:01.980		8	Pit Out	150.4	38.188	106.4	43.780			4:05.480	
2		39.104	38.509	110.4	44.399	178.2	207.7	2:02.012		9	39.568	149.8	38.455	107.5	<u>43.681</u>	183.7	<u>216.4</u>	2:01.704	
3		39.008	38.061	113.8	44.157	173.9	212.2	2:01.226		10	<u>38.264</u>	153.0	38.296	107.1	43.803	<u>185.6</u>	213.4	2:00.363	
4		38.403	38.245	115.4	44.356	180.9	212.6	2:01.004		11	38.287	<u>161.4</u>	37.964	102.1	44.105	183.7	212.6	<u>2:00.356</u>	
5		38.520	38.313	107.6	43.980	180.0	213.0	2:00.813		12	38.894	151.3	38.289	99.7	44.392	183.7	213.0	2:01.575	
6		38.319	37.908	<u>115.6</u>	44.190	181.8	215.6	2:00.417		13	38.501	154.7	39.117	102.5	44.049	179.1	210.1	2:01.667	
7		39.640	<u>37.899</u>	109.6	Pit In	180.9	213.4	2:14.066		14	38.544	147.9	38.203	112.6	Pit In	180.0	212.2	2:11.835	

99		TEIXEIRA-TEIXEIRA																	
lap	Sect-1	Speed	Sect-2	Speed	Sect-3	Speed	TopSpeed	laptime	pit	lap	Sect-1	Speed	Sect-2	Speed	Sect-3	Speed	Topspeed	laptime	pit
1	Pit Out	120.7	51.041	77.5	58.431			2:41.929		4	44.176	133.3	44.319	<u>91.2</u>	<u>49.981</u>	<u>172.2</u>	206.5	2:18.476	
2		46.245	47.186	79.5	56.166	151.3	185.6	2:29.597		5	<u>42.300</u>	<u>152.5</u>	<u>42.734</u>	87.3	51.910	<u>172.2</u>	<u>207.3</u>	<u>2:16.944</u>	
3		48.680	45.265	80.7	51.321	165.9	196.4	2:25.266		6									

119		Mark STANSFIELD																	
lap	Sect-1	Speed	Sect-2	Speed	Sect-3	Speed	TopSpeed	laptime	pit	lap	Sect-1	Speed	Sect-2	Speed	Sect-3	Speed	Topspeed	laptime	pit
1	Pit Out	109.9	41.867	85.2	46.306			2:07.932		7	38.887	<u>162.7</u>	38.200	113.1	44.941	174.8	209.7	2:02.028	
2		41.085	38.894	110.7	44.749	<u>189.5</u>	<u>216.9</u>	2:04.728		8	38.743	159.3	38.272	111.1	<u>44.656</u>	178.2	212.6	2:01.671	
3		<u>38.602</u>	39.323	106.2	45.115	182.7	215.1	2:03.040		9	38.649	162.4	<u>37.927</u>	113.2	44.940	178.2	210.5	<u>2:01.516</u>	
4		39.349	39.050	109.6	44.957	173.1	209.7	2:03.356		10	38.696	153.4	38.432	105.7	46.356	177.3	211.4	2:03.484	
5		38.708	38.570	<u>114.9</u>	Pit In	179.1	210.5	2:14.161		11	38.816	155.4	38.624	104.7	Pit In	178.2	212.2	2:20.030	
6	Pit Out	146.5	38.859	110.2	45.140			7:32.974		12									



Caterham Racing Weekend

Autódromo Internacional do Algarve

Caterham Motorsport Iberia 420R

4 - 7 April 2024

Laps and Sector Times - PRIVATE PRACTICE 1

Autodromo Internacional Algarve - 4652mtr.

137 Tom OVERTON																			
lap	Sect-1	Speed	Sect-2	Speed	Sect-3	Speed	TopSpeed	laptime	pit	lap	Sect-1	Speed	Sect-2	Speed	Sect-3	Speed	Topspeed	laptime	pit
1	Pit Out	120.9	42.139	109.0	46.193			2:10.616		8	Pit Out	145.0	39.462	107.8	45.402			3:11.311	
2	41.239	123.0	41.361	89.3	45.922	180.0	191.8	2:08.522		9	<u>39.395</u>	155.6	39.147	<u>112.1</u>	45.579	177.3	209.7	2:04.121	
3	40.401	133.8	40.230	95.7	45.374	176.5	200.4	2:06.005		10	39.547	146.7	39.350	107.9	45.593	176.5	208.5	2:04.490	
4	39.724	145.0	39.974	98.4	46.165	180.0	<u>216.4</u>	2:05.863		11	39.721	<u>165.1</u>	<u>38.793</u>	100.3	45.502	174.8	206.5	<u>2:04.016</u>	
5	39.818	142.5	39.489	100.5	<u>45.262</u>	180.0	214.7	2:04.569		12	39.483	162.2	39.684	101.8	45.272	177.3	208.1	2:04.439	
6	39.945	141.7	40.288	93.4	46.106	<u>182.7</u>	202.2	2:06.339		13	39.778	157.7	40.823	97.8	Pit In	175.6	207.3	2:25.808	
7	39.708	149.4	39.661	101.4	Pit In	176.5	208.9	2:16.868		14									

164 Gary TOOTELL																			
lap	Sect-1	Speed	Sect-2	Speed	Sect-3	Speed	TopSpeed	laptime	pit	lap	Sect-1	Speed	Sect-2	Speed	Sect-3	Speed	Topspeed	laptime	pit
1	Pit Out	<u>123.0</u>	<u>40.904</u>	97.9	45.759			2:07.263		3				<u>100.7</u>	<u>44.700</u>	179.1	<u>216.0</u>	<u>2:02.910</u>	
2	<u>40.480</u>	119.1				<u>181.8</u>	201.1	4:10.651		4									

168 Ian DYBLE																			
lap	Sect-1	Speed	Sect-2	Speed	Sect-3	Speed	TopSpeed	laptime	pit	lap	Sect-1	Speed	Sect-2	Speed	Sect-3	Speed	Topspeed	laptime	pit
1	Pit Out	120.9	42.501	92.5	47.370			2:12.116		6	39.837	147.5	39.970	90.3	45.987	180.0	213.4	2:05.794	
2	41.940	123.1	40.845	97.4	45.508	<u>187.5</u>	213.4	2:08.293		7	39.308	<u>149.6</u>	39.902	88.5	<u>45.120</u>	178.2	210.5	2:04.330	
3	41.374	135.2	40.617	93.3	45.620	180.0	209.7	2:07.611		8	40.849	145.4	41.425	<u>103.9</u>	Pit In	182.7	199.3	2:18.721	
4	40.498	147.3	40.208	94.0	45.652	173.9	209.3	2:06.358		9	Pit Out	142.1	39.615	101.4	45.776			4:32.935	
5	<u>39.147</u>	142.1	<u>39.386</u>	95.2	45.403	<u>187.5</u>	<u>214.7</u>	<u>2:03.936</u>		10	40.056	145.0	40.666	83.5	Pit In	180.0	210.5	<u>2:20.878</u>	

172 Martin AMISON																			
lap	Sect-1	Speed	Sect-2	Speed	Sect-3	Speed	TopSpeed	laptime	pit	lap	Sect-1	Speed	Sect-2	Speed	Sect-3	Speed	Topspeed	laptime	pit
1	Pit Out	118.3	42.003	96.0	46.794			2:10.019		7	Pit Out	132.5	39.676	118.8	49.896			4:56.613	
2	40.549	134.2	39.369	119.5	44.836	179.1	211.8	2:04.754		8	51.767	100.7	45.443	106.2	48.729	132.4	147.9	2:25.939	
3	39.157	146.7	39.783	106.2	45.628	184.6	209.3	2:04.568		9	38.829	154.5	38.576	106.7	44.373	183.7	210.1	2:01.778	
4	39.359	138.3	40.065	116.3	44.591	181.8	211.4	2:04.015		10	38.701	151.5	39.076	109.6	<u>44.280</u>	187.5	215.6	2:02.057	
5	38.722	<u>155.4</u>	<u>38.086</u>	<u>124.0</u>	44.756	183.7	212.6	<u>2:01.564</u>		11	40.127	138.5	40.140	108.8	45.031	<u>189.5</u>	203.0	2:05.298	
6	39.527	153.4	39.457	121.3	Pit In	182.7	215.6	2:19.479		12	<u>38.590</u>	149.6	38.755	110.4	Pit In	183.7	<u>216.9</u>	2:14.750	

188 Phil JENKINS																			
lap	Sect-1	Speed	Sect-2	Speed	Sect-3	Speed	TopSpeed	laptime	pit	lap	Sect-1	Speed	Sect-2	Speed	Sect-3	Speed	Topspeed	laptime	pit
1	Pit Out	124.1	41.297	88.3	46.502			2:07.030		7	38.882	161.2	39.762	92.5	44.724	176.5	208.1	2:03.368	
2	39.841	149.8	39.012	108.0	44.816	<u>185.6</u>	203.4	2:03.669		8	38.716	154.3	<u>38.094</u>	<u>113.2</u>	44.634	177.3	206.5	2:01.444	
3	38.727	151.9	40.713	100.3	Pit In	177.3	208.1	2:16.369		9	38.580	154.3	38.386	107.7	44.559	179.1	214.7	2:01.525	
4	Pit Out	155.4	38.439	111.6	44.366			4:12.441		10	<u>38.279</u>	<u>163.4</u>	38.280	104.8	44.297	182.7	<u>216.9</u>	<u>2:00.856</u>	
5	38.708	162.2	38.411	106.0	<u>44.284</u>	179.1	208.5	2:01.403		11	39.599	153.4	40.151	94.1	Pit In	182.7	214.3	2:19.190	
6	38.465	160.0	38.810	96.6	44.384	181.8	214.7	2:01.659		12									