

Caterham Racing Weekend

Autódromo Internacional do Algarve

Caterham Motorsport Iberia 340R/310R
Laps and Sector Times - PRIVATE PRACTICE 5

4 - 7 April 2024
Autodromo Internacional Algarve - 4652mtr.

5		José RODRIGUES																	
lap	Sect-1	Speed	Sect-2	Speed	Sect-3	Speed	TopSpeed	laptime	pit	lap	Sect-1	Speed	Sect-2	Speed	Sect-3	Speed	Topspeed	laptime	pit
1	Pit Out		41.015	<u>112.5</u>	46.952			2:07.346		3	<u>40.334</u>		<u>40.187</u>	105.2	46.303	<u>176.5</u>	<u>211.4</u>	<u>2:06.824</u>	
2	40.401		40.293	103.4	<u>46.256</u>	172.2	203.0	2:06.950		4									

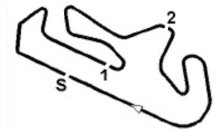
7		Miguel FERREIRA																	
lap	Sect-1	Speed	Sect-2	Speed	Sect-3	Speed	TopSpeed	laptime	pit	lap	Sect-1	Speed	Sect-2	Speed	Sect-3	Speed	Topspeed	laptime	pit
1	Pit Out		42.588	90.5	47.321			2:16.799		7	39.599		39.814	97.3	45.284	<u>180.0</u>	208.1	<u>2:04.697</u>	
2	41.147		40.322	100.2	45.472	170.6	185.6	2:06.941		8	39.745		39.931	98.1	48.475	174.8	204.2	2:08.151	
3	39.585		40.491	102.2	Pit In	174.8	208.1	2:16.013		9	40.385		40.456	98.3	45.407	173.1	197.8	2:06.248	
4	Pit Out		39.926	107.1	<u>45.242</u>			5:17.674		10	40.102		40.074	<u>110.1</u>	46.934	177.3	<u>214.3</u>	2:07.110	
5	39.668		39.947	109.9	45.547	179.1	208.1	2:05.162		11	40.090		39.938	102.9	45.487	173.9	206.9	2:05.515	
6	<u>39.457</u>		<u>39.747</u>	105.6	45.904	174.8	207.3	2:05.108		12									

12		Gonçalo A. MATOS																	
lap	Sect-1	Speed	Sect-2	Speed	Sect-3	Speed	TopSpeed	laptime	pit	lap	Sect-1	Speed	Sect-2	Speed	Sect-3	Speed	Topspeed	laptime	pit
1	Pit Out	130.3	44.225	80.2	48.509			2:14.927		5	39.929		41.048	<u>95.0</u>	<u>46.274</u>	<u>173.9</u>	205.7	2:07.251	
2	40.749		42.047	93.6	46.480	171.4	202.2	2:09.276		6	<u>39.760</u>		<u>40.836</u>	86.7	46.361	<u>173.9</u>	<u>206.9</u>	<u>2:06.957</u>	
3	40.364		41.265	92.5	46.599	171.4	204.5	2:08.228		7	40.487		42.048	91.1	Pit In	173.1	204.2	2:21.540	
4	40.103	<u>155.8</u>	41.243	86.5	46.496	172.2	205.3	2:07.842		8									

24		José Luis TEIXEIRA																	
lap	Sect-1	Speed	Sect-2	Speed	Sect-3	Speed	TopSpeed	laptime	pit	lap	Sect-1	Speed	Sect-2	Speed	Sect-3	Speed	Topspeed	laptime	pit
1	Pit Out		58.434	91.3	50.503			2:36.148		7	43.547		43.623	105.7	49.047	161.4	169.5	2:16.217	
2	45.239		45.367	98.1	Pit In	158.6	177.3	2:29.636		8	<u>42.143</u>		43.159		50.272	164.4	193.2	2:15.574	
3	Pit Out		42.713	105.1	48.980			4:31.812		9	43.611		42.867		48.919	152.5	181.8	2:15.397	
4	42.305		42.714	97.7	49.547	162.9	193.5	2:14.566		10	43.272		42.959	110.5	51.265	162.9	<u>194.6</u>	2:17.496	
5	42.476		44.745	102.5	48.581	160.7	190.8	2:15.802		11	42.987		<u>42.452</u>	109.1	<u>48.415</u>	162.9	184.3	<u>2:13.854</u>	
6	42.248		43.284	<u>112.5</u>	54.706	164.4	193.5	2:20.238		12									

25		Daniel FERREIRA																	
lap	Sect-1	Speed	Sect-2	Speed	Sect-3	Speed	TopSpeed	laptime	pit	lap	Sect-1	Speed	Sect-2	Speed	Sect-3	Speed	Topspeed	laptime	pit
1	Pit Out		40.515	105.5	<u>45.215</u>			2:06.015		7	40.512		40.255		45.624	172.2	196.4	2:06.391	
2	<u>39.665</u>		40.938	<u>108.3</u>	45.401	174.8	202.6	2:06.004		8	40.219		40.673	98.3	45.356	171.4	196.4	2:06.248	
3	40.012		40.335	107.8	45.441	<u>176.5</u>	<u>203.4</u>	2:05.788		9	40.592		40.268	105.0	45.549	172.2	198.5	2:06.409	
4	40.228		<u>39.894</u>		45.982	173.9	199.6	2:06.104		10	40.164		40.228	107.1	45.366	172.2	198.2	<u>2:05.758</u>	
5	40.199		40.291	107.2	Pit In	172.2	197.4	2:14.404		11	39.946		40.511	103.2	45.479	172.2	198.9	2:05.936	
6	Pit Out		40.433		45.813			3:35.235		12	40.502		40.323	107.8	Pit In	171.4	196.4	2:14.118	

27		Mariana MACHADO																	
lap	Sect-1	Speed	Sect-2	Speed	Sect-3	Speed	TopSpeed	laptime	pit	lap	Sect-1	Speed	Sect-2	Speed	Sect-3	Speed	Topspeed	laptime	pit
1	Pit Out		45.550	103.3	48.701			2:23.324		6	41.680		42.766	103.5	47.794	168.2	194.2	2:12.240	
2	42.970		42.717	<u>110.1</u>	47.917	164.4	197.4	2:13.604		7	42.615		42.033	105.9	47.878	<u>171.4</u>	193.9	2:12.526	
3	43.164		42.149	106.3	47.794	166.7	193.9	2:13.107		8	42.277		41.657	105.3	<u>46.852</u>	165.9	191.5	2:10.786	
4	42.328		41.875	107.4	47.582	163.6	192.5	2:11.785		9	<u>41.591</u>		<u>41.368</u>	109.0	46.918	167.4	192.9	<u>2:09.877</u>	
5	43.766		42.069	103.3	48.269	169.0	<u>198.5</u>	2:14.104		10	42.238		41.567	107.1	Pit In	165.1	192.2	2:31.521	



Caterham Racing Weekend

Autódromo Internacional do Algarve

Caterham Motorsport Iberia 340R/310R
Laps and Sector Times - PRIVATE PRACTICE 5

4 - 7 April 2024
Autodromo Internacional Algarve - 4652mtr.

32		Rafael ANTUNES																	
lap	Sect-1	Speed	Sect-2	Speed	Sect-3	Speed	TopSpeed	laptime	pit	lap	Sect-1	Speed	Sect-2	Speed	Sect-3	Speed	Topspeed	laptime	pit
1	Pit Out		42.611	95.9	47.662			2:09.920		5	41.912		42.334	94.0	47.630	157.2	189.8	2:11.876	
2	<u>41.321</u>		42.461	102.9	47.968	<u>163.6</u>	<u>194.9</u>	<u>2:11.750</u>		6	41.912		<u>42.258</u>	102.4	47.762	160.0	193.2	2:11.932	
3	42.968		42.987	78.2	48.472	156.5	190.5	2:14.427		7	41.735		42.964	95.8	47.730	162.2	193.9	2:12.429	
4	42.362		42.973	<u>103.4</u>	<u>47.558</u>	154.5	189.1	2:12.893		8									

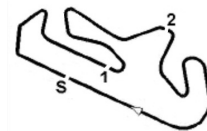
38		Hugo ANTÃO																	
lap	Sect-1	Speed	Sect-2	Speed	Sect-3	Speed	TopSpeed	laptime	pit	lap	Sect-1	Speed	Sect-2	Speed	Sect-3	Speed	Topspeed	laptime	pit
1	Pit Out		44.247	88.6	47.980			2:13.218		7	41.244		41.803	88.6	47.088	170.6	203.8	2:10.135	
2	41.610		42.478	94.2	47.037	174.8	209.7	2:11.125		8	<u>40.484</u>		41.745		47.017	175.6	210.9	2:09.246	
3	41.180		41.837	94.0	46.957	173.9	203.4	2:09.974		9	40.612		<u>40.967</u>	95.9	<u>46.431</u>	170.6	204.2	<u>2:08.010</u>	
4	40.823		41.676	94.2	46.654	172.2	203.8	2:09.153		10	40.509		41.207	92.0	49.839	172.2	205.7	2:11.555	
5	40.732		41.686	<u>96.3</u>	47.002	173.9	204.2	2:09.420		11	40.779		41.388		46.848	170.6	203.0	2:09.015	
6	41.301		41.874		47.388	<u>178.2</u>	<u>211.4</u>	2:10.563		12	41.031		41.641	93.4	47.154	171.4	204.2	2:09.826	

44		Luis SEGURO																	
lap	Sect-1	Speed	Sect-2	Speed	Sect-3	Speed	TopSpeed	laptime	pit	lap	Sect-1	Speed	Sect-2	Speed	Sect-3	Speed	Topspeed	laptime	pit
1	Pit Out		1:06.801	111.2	49.720			2:49.873		7	<u>42.577</u>		<u>42.673</u>	106.6	56.105	165.9	188.2	2:21.355	
2	42.710		42.845	<u>113.3</u>	49.775	165.9	193.9	2:15.330		8	42.725		43.046	105.5	48.610	159.3	186.5	2:14.381	
3	43.158		43.877	105.5	48.622	167.4	186.5	2:15.657		9	43.462		45.314	108.2	48.791	161.4	188.2	2:17.567	
4	42.983		42.882	102.1	48.431	160.7	186.5	2:14.296		10	42.803		42.906	105.0	48.680	160.0	187.5	2:14.389	
5	42.858		43.206	108.3	48.189	<u>172.2</u>	193.5	2:14.253		11	44.827		43.020	105.4	49.934	158.6	187.2	2:17.781	
6	43.056		48.835	107.9	<u>48.012</u>	157.9	186.9	2:19.903		12	42.861		42.862		48.446	160.0	<u>194.2</u>	<u>2:14.169</u>	

46		Ricardo FILIPE																	
lap	Sect-1	Speed	Sect-2	Speed	Sect-3	Speed	TopSpeed	laptime	pit	lap	Sect-1	Speed	Sect-2	Speed	Sect-3	Speed	Topspeed	laptime	pit
1	Pit Out		41.922		46.668			2:13.753		4	41.396		40.836	110.8	46.897	159.3	184.3	2:09.129	
2	41.530		<u>40.423</u>		<u>46.099</u>	168.2	184.0	2:08.052		5	41.248		41.795		Pit In	173.9	203.0	2:22.633	
3	<u>40.176</u>		40.650	<u>115.0</u>	46.544	<u>174.8</u>	<u>207.7</u>	<u>2:07.370</u>		6									

52		Pedro RAMOS																	
lap	Sect-1	Speed	Sect-2	Speed	Sect-3	Speed	TopSpeed	laptime	pit	lap	Sect-1	Speed	Sect-2	Speed	Sect-3	Speed	Topspeed	laptime	pit
1	Pit Out		46.835	87.3	49.966			2:20.749		8	40.622		40.779		46.348	173.9	200.0	2:07.749	
2	42.214		42.500	93.5	46.662	164.4	195.7	2:11.376		9	40.433		<u>40.241</u>		46.182	171.4	201.5	2:06.856	
3	40.354		40.926	107.5	46.692	<u>174.8</u>	<u>205.7</u>	2:07.972		10	40.484		40.411	105.9	46.770	173.9	202.6	2:07.665	
4	40.484		40.743	110.8	47.077	173.1	204.9	2:08.304		11	<u>40.196</u>		40.438	99.8	<u>46.181</u>	<u>174.8</u>	205.3	<u>2:06.815</u>	
5	40.525		41.184	97.9	46.989	173.9	202.6	2:08.698		12	40.602		41.398	100.7	48.580	172.2	204.9	2:10.580	
6	41.149		40.942		47.226	173.1	203.4	2:09.317		13	41.057		40.794		46.575	168.2	199.3	2:08.426	
7	41.000		41.064	<u>113.1</u>	48.163	172.2	201.9	2:10.227		14									

55		Matilde MAGALHAES																	
lap	Sect-1	Speed	Sect-2	Speed	Sect-3	Speed	TopSpeed	laptime	pit	lap	Sect-1	Speed	Sect-2	Speed	Sect-3	Speed	Topspeed	laptime	pit
1	Pit Out		48.899	83.7	52.362			2:31.517		6	45.503		44.563	91.9	51.378	162.9	191.2	2:21.444	
2	45.924		46.828	89.9	50.932	162.2	184.3	2:23.684		7	43.702		44.791	85.7	50.519	163.6	193.5	2:19.012	
3	44.238		45.735	85.2	50.562	162.9	192.5	2:20.535		8	<u>43.088</u>		<u>43.793</u>	91.6	1:20.647	<u>164.4</u>	<u>193.9</u>	2:47.528	
4	45.086		44.831	<u>92.2</u>	53.279	<u>164.4</u>	<u>193.9</u>	2:23.196		9	43.274		44.017	88.3	<u>49.676</u>	163.6	193.2	<u>2:16.967</u>	
5	43.891		45.174	86.3	50.839	161.4	<u>193.9</u>	2:19.904		10	1:24.190		46.604	79.5	Pit In	163.6	<u>193.9</u>	3:29.424	



Caterham Racing Weekend

Autódromo Internacional do Algarve

Caterham Motorsport Iberia 340R/310R
Laps and Sector Times - PRIVATE PRACTICE 5

4 - 7 April 2024
Autodromo Internacional Algarve - 4652mtr.

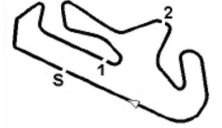
57		BELLO-COSTA																	
lap	Sect-1	Speed	Sect-2	Speed	Sect-3	Speed	TopSpeed	laptime	pit	lap	Sect-1	Speed	Sect-2	Speed	Sect-3	Speed	Topspeed	laptime	pit
1	Pit Out		44.008	93.6	47.871			2:12.180		8	40.382		41.138	111.5	46.099	171.4	206.1	2:07.619	
2	40.407		40.561	113.7	47.419	<u>179.1</u>	208.5	2:08.387		9	40.263		40.568	112.5	47.139	173.1	201.9	2:07.970	
3	40.644		40.341	112.9	46.071	174.8	206.9	2:07.056		10	40.336		40.499	116.0	47.264	171.4	201.9	2:08.099	
4	40.176		<u>40.152</u>	112.3	46.023	173.1	203.8	<u>2:06.351</u>		11	40.144		41.092	101.0	46.935	172.2	201.1	2:08.171	
5	40.358		40.772	103.8	47.395	177.3	209.3	2:08.525		12	<u>39.978</u>		40.242	111.7	46.139	169.0	203.4	2:06.359	
6	50.973		41.564	99.0	47.260	172.2	207.7	2:19.797		13	41.000		40.283	112.6	<u>45.993</u>	172.2	<u>210.9</u>	2:07.276	
7	40.803		40.885	<u>116.3</u>	47.153	172.2	203.8	2:08.841		14									

63		Pablo MIELGO																	
lap	Sect-1	Speed	Sect-2	Speed	Sect-3	Speed	TopSpeed	laptime	pit	lap	Sect-1	Speed	Sect-2	Speed	Sect-3	Speed	Topspeed	laptime	pit
1	Pit Out		43.739	95.2	48.218			2:14.937		7	42.183		41.980	96.9	50.445	160.7	<u>192.5</u>	2:14.608	
2	42.754		42.629	97.7	47.836	160.7	187.8	2:13.219		8	42.862		42.485	96.4	47.964	162.2	189.8	2:13.311	
3	<u>41.923</u>		<u>41.852</u>	97.7	47.789	165.1	191.5	<u>2:11.564</u>		9	43.613		43.225	92.9	49.709	159.3	188.2	2:16.547	
4	43.131		42.150		49.933	162.9	188.5	2:15.214		10	42.361		41.976	<u>113.6</u>	57.641	<u>165.9</u>	189.8	2:21.978	
5	42.483		42.055	107.0	50.895	164.4	<u>192.5</u>	2:15.433		11	47.189		47.688	91.4	54.772	148.8	160.2	2:29.649	
6	43.835		42.044	102.9	<u>47.696</u>	164.4	191.5	2:13.575		12	50.072		48.202	83.3	51.729	140.1	161.0	2:30.003	

65		Kevin EMBOURG																	
lap	Sect-1	Speed	Sect-2	Speed	Sect-3	Speed	TopSpeed	laptime	pit	lap	Sect-1	Speed	Sect-2	Speed	Sect-3	Speed	Topspeed	laptime	pit
1	Pit Out		40.790	95.8	46.661			2:06.225		7	40.747		40.265	108.2	<u>45.868</u>	170.6	199.3	2:06.880	
2	40.506		40.840		46.105	170.6	201.5	2:07.451		8	<u>39.915</u>		40.513	105.5	45.889	<u>173.9</u>	<u>205.3</u>	<u>2:06.317</u>	
3	40.241		40.681		46.356	173.1	203.0	2:07.278		9	40.118		<u>40.130</u>	99.3	46.810	171.4	202.6	2:07.058	
4	40.485		40.482		46.129	172.2	203.0	2:07.096		10	40.371		40.753	<u>110.0</u>	53.293	171.4	203.0	2:14.417	
5	40.373		41.255		46.108	<u>173.9</u>	204.2	2:07.736		11	48.198		44.690	98.1	Pit In	153.8	161.9	<u>2:30.372</u>	
6	40.220		40.634	108.2	46.621	172.2	204.9	2:07.475		12									

77		Miguel CARMO																	
lap	Sect-1	Speed	Sect-2	Speed	Sect-3	Speed	TopSpeed	laptime	pit	lap	Sect-1	Speed	Sect-2	Speed	Sect-3	Speed	Topspeed	laptime	pit
1	Pit Out		42.345		47.311			2:16.205		7	43.188		54.848		<u>45.088</u>	173.1	198.9	2:23.124	
2	41.082		40.480		45.156	167.4	181.8	2:06.718		8	39.789		<u>39.582</u>		45.996	176.5	201.5	<u>2:05.367</u>	
3	39.950		40.193		48.855	179.1	<u>206.5</u>	2:08.998		9	<u>39.475</u>		39.866		46.588	181.8	206.1	2:05.929	
4	54.248		39.666		46.992	143.4	128.0	2:20.906		10	40.007		40.288		45.559	<u>182.7</u>	199.3	2:05.854	
5	56.227		1:02.397		48.288	125.0	139.9	2:46.912		11	40.660		40.170		45.970	173.1	203.8	2:06.800	
6	39.941		40.021		45.585	177.3	203.0	2:05.547		12	40.827		40.126		45.173	171.4	197.8	2:06.126	

84		Abílio JUSTO																	
lap	Sect-1	Speed	Sect-2	Speed	Sect-3	Speed	TopSpeed	laptime	pit	lap	Sect-1	Speed	Sect-2	Speed	Sect-3	Speed	Topspeed	laptime	pit
1	Pit Out		41.966	100.1	46.637			2:06.910		8	40.558		42.231	97.7	47.319	173.9	200.4	2:10.108	
2	41.099		41.507	101.8	46.531	172.2	196.7	2:09.137		9	40.757		41.762	98.3	47.162	172.2	199.6	2:09.681	
3	40.931		41.896	100.1	46.574	173.1	200.0	2:09.401		10	41.303		41.197	102.7	46.377	<u>179.1</u>	202.2	2:08.877	
4	40.981		41.521	97.9	46.387	173.1	197.1	2:08.889		11	41.007		41.356	<u>104.8</u>	46.483	171.4	198.2	2:08.846	
5	40.733		41.450	100.6	46.244	173.1	198.9	2:08.427		12	40.745		<u>40.646</u>	99.9	46.412	172.2	201.9	<u>2:07.803</u>	
6	40.720		41.518	101.3	46.480	173.1	199.6	2:08.718		13	<u>40.528</u>		41.265	101.2	46.120	169.8	204.5	2:07.913	
7	40.714		41.627	98.2	<u>46.053</u>	169.8	198.2	2:08.394		14									



Caterham Racing Weekend

Autódromo Internacional do Algarve

Caterham Motorsport Iberia 340R/310R

4 - 7 April 2024

Laps and Sector Times - PRIVATE PRACTICE 5

Autodromo Internacional Algarve - 4652mtr.

97		Guilherme A. MATOS																	
lap	Sect-1	Speed	Sect-2	Speed	Sect-3	Speed	TopSpeed	laptime	pit	lap	Sect-1	Speed	Sect-2	Speed	Sect-3	Speed	Topspeed	laptime	pit
1	Pit Out	134.7	41.878	<u>100.0</u>	46.651			2:11.502		5	41.068		41.663	86.8	47.065	170.6	201.1	2:09.796	
2	<u>40.397</u>		41.513	95.6	46.504	<u>173.1</u>	<u>204.9</u>	<u>2:08.414</u>		6	41.958	130.8	42.184	90.8	Pit In	170.6	201.5	2:15.892	
3	40.579		41.400	89.5	<u>46.442</u>	171.4	203.0	2:08.421		7	Pit Out	<u>141.7</u>	42.757	91.6	58.250			4:00.009	
4	41.018		<u>40.776</u>	98.2	49.839	171.4	202.2	2:11.633		8	47.055		42.079	87.1	Pit In	129.5	142.9	2:37.680	

198		James HALL																	
lap	Sect-1	Speed	Sect-2	Speed	Sect-3	Speed	TopSpeed	laptime	pit	lap	Sect-1	Speed	Sect-2	Speed	Sect-3	Speed	Topspeed	laptime	pit
1	Pit Out	130.1	42.067	108.4	47.249			2:09.268		6	41.629		40.840	<u>118.7</u>	46.809	<u>171.4</u>	196.4	2:09.278	
2	41.756	128.1	41.465	114.5	47.252	170.6	194.6	2:10.473		7	41.506	147.3	<u>40.498</u>	116.8	49.507	169.8	<u>197.1</u>	2:11.511	
3	41.258	134.5	41.761	113.3	<u>46.591</u>	169.0	194.9	2:09.610		8	41.834	130.4	43.590	102.2	48.376	169.0	196.7	2:13.800	
4	<u>41.112</u>		40.965	115.0	46.844	170.6	196.7	<u>2:08.921</u>		9	41.397	<u>147.5</u>	42.583	114.8	47.586	168.2	194.9	2:11.566	
5	41.509	129.5	42.001	116.5	46.792	169.8	196.0	2:10.302		10	42.152	129.2	42.042	108.3	Pit In	169.0	195.7	2:24.302	