

Caterham Racing Weekend

Autódromo Internacional do Algarve

Caterham Motorsport Iberia 340R/310R
Laps and Sector Times - PRIVATE PRACTICE 4

4 - 7 April 2024
Autodromo Internacional Algarve - 4652mtr.

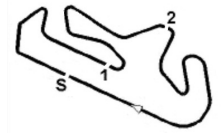
5		José RODRIGUES																		
lap	Sect-1	Speed	Sect-2	Speed	Sect-3	Speed	TopSpeed	laptime	pit	lap	Sect-1	Speed	Sect-2	Speed	Sect-3	Speed	Topspeed	laptime	pit	
1	Pit Out		43.205		48.963			2:13.018		8	Pit Out		41.197	93.3	46.427				3:49.867	
2	40.646		40.714	102.6	46.613	171.4	201.1	2:07.973		9	40.125		40.531	103.4	46.003	173.1	204.9	<u>2:06.659</u>		
3	40.464		40.583		46.127	172.2	203.8	2:07.174		10	39.996		40.421	104.0	48.865	173.9	205.7	2:09.282		
4	40.545		40.567		46.162	173.9	205.7	2:07.274		11	<u>39.873</u>		40.946	100.1	46.687	<u>174.8</u>	205.7	2:07.506		
5	40.763		40.460	104.5	<u>45.997</u>	173.9	<u>210.1</u>	2:07.220		12	40.044		40.458	101.4	46.461	171.4	205.7	2:06.963		
6	40.143		<u>40.296</u>	101.5	46.485	173.9	207.3	2:06.924		13	40.418		42.495	99.3	Pit In	172.2	205.3	<u>2:20.269</u>		
7	40.207		40.297	<u>106.2</u>	Pit In	171.4	203.4	2:19.566	14											

23		QUINTANI LHA - BREDA																	
lap	Sect-1	Speed	Sect-2	Speed	Sect-3	Speed	TopSpeed	laptime	pit	lap	Sect-1	Speed	Sect-2	Speed	Sect-3	Speed	Topspeed	laptime	pit
1	Pit Out		42.886	98.7	47.134			2:11.648		8	41.561		41.819	93.3	47.133	165.1	194.2	2:10.513	
2	41.540		41.936	106.1	47.825	<u>168.2</u>	<u>200.7</u>	2:11.301		9	41.743		42.501	96.3	46.920	165.1	194.2	2:11.164	
3	41.742		42.157	97.6	47.154	<u>168.2</u>	199.6	2:11.053		10	41.547		41.827	99.9	46.925	165.1	192.9	2:10.299	
4	41.479		41.586	94.2	46.770	165.1	195.3	2:09.835		11	41.523		42.407	97.8	47.019	165.1	193.5	2:10.949	
5	41.622		42.332	89.8	46.873	166.7	197.1	2:10.827		12	41.346		41.718	98.8	46.857	165.1	193.2	2:09.921	
6	41.156		41.818	94.3	46.980	165.1	194.2	2:09.954		13	41.270		<u>41.118</u>	<u>106.6</u>	47.062	166.7	197.8	2:09.450	
7	41.344		41.811	98.3	47.186	166.7	193.5	2:10.341		14	<u>40.744</u>		41.538	105.0	<u>46.567</u>	166.7	197.1	<u>2:08.849</u>	

24		José Luis TEIXEIRA																	
lap	Sect-1	Speed	Sect-2	Speed	Sect-3	Speed	TopSpeed	laptime	pit	lap	Sect-1	Speed	Sect-2	Speed	Sect-3	Speed	Topspeed	laptime	pit
1	Pit Out		45.546	91.8	49.775			2:16.929		7	43.366		43.465	94.1	49.293	162.9	192.9	2:16.124	
2	43.623		44.384	88.2	49.405	160.0	189.1	2:17.412		8	42.731		<u>42.582</u>	103.0	<u>48.275</u>	162.9	194.2	2:13.588	
3	43.167		43.571	104.3	49.897	160.7	189.8	2:16.635		9	42.580		43.648	<u>107.5</u>	48.738	164.4	194.2	2:14.966	
4	44.034		43.496	96.8	49.308	157.9	189.1	2:16.838		10	42.559		42.896	103.2	49.503	<u>165.9</u>	188.5	2:14.958	
5	42.955		43.298	103.7	49.369	161.4	194.2	2:15.622		11	43.286		43.453	102.3	48.651	162.2	180.3	2:15.390	
6	43.427		43.218	105.4	49.537	161.4	190.8	2:16.182		12	<u>41.869</u>		42.815	105.5	48.463	165.1	<u>196.4</u>	<u>2:13.147</u>	

25		Daniel FERREIRA																	
lap	Sect-1	Speed	Sect-2	Speed	Sect-3	Speed	TopSpeed	laptime	pit	lap	Sect-1	Speed	Sect-2	Speed	Sect-3	Speed	Topspeed	laptime	pit
1	Pit Out		40.797	104.0	45.663			2:06.094		8	40.209		40.317	101.8	<u>45.488</u>	173.1	201.9	2:06.014	
2	<u>39.931</u>		40.863	98.5	46.530	173.9	205.3	2:07.324		9	40.112		40.361	104.1	45.514	173.9	203.0	2:05.987	
3	40.045		40.266	105.3	45.643	173.9	202.2	<u>2:05.954</u>		10	40.065		40.419	105.5	45.746	<u>174.8</u>	201.9	2:06.230	
4	39.955		40.236	103.3	46.521	173.9	203.0	2:06.712		11	40.118		40.481	105.0	45.687	173.1	198.9	2:06.286	
5	40.231		<u>40.181</u>	<u>113.7</u>	45.888	172.2	202.2	2:06.300		12	39.970		40.632	102.0	45.515	<u>174.8</u>	200.7	2:06.117	
6	40.513		40.211	107.0	45.809	173.9	205.3	2:06.533		13	41.015		41.228	104.2	46.970	172.2	198.5	2:09.213	
7	40.532		40.565	100.2	45.611	171.4	<u>205.7</u>	2:06.708		14	40.258		40.741	103.7	45.600	166.7	198.5	2:06.599	

27		Mariana MACHADO																	
lap	Sect-1	Speed	Sect-2	Speed	Sect-3	Speed	TopSpeed	laptime	pit	lap	Sect-1	Speed	Sect-2	Speed	Sect-3	Speed	Topspeed	laptime	pit
1	Pit Out		46.872	91.8	51.686			2:26.084		6	Pit Out		42.867	96.7	48.047			5:53.399	
2	44.836		43.920		48.402	159.3	189.8	2:17.158		7	42.572		41.968		<u>46.968</u>	166.7	190.8	2:11.508	
3	43.430		43.322	98.7	48.184	162.2	191.2	2:14.936		8	42.040		<u>41.630</u>	109.5	47.053	<u>167.4</u>	192.5	<u>2:10.723</u>	
4	43.795		42.174	109.4	47.890	162.9	190.5	2:13.859		9	<u>41.852</u>		41.671	103.8	48.400	166.7	193.9	2:11.923	
5	42.531		41.915	<u>111.5</u>	Pit In	165.9	191.8	2:36.939	10										



Caterham Racing Weekend

Autódromo Internacional do Algarve

Caterham Motorsport Iberia 340R/310R
Laps and Sector Times - PRIVATE PRACTICE 4

4 - 7 April 2024
Autodromo Internacional Algarve - 4652mtr.

32		Rafael ANTUNES																	
lap	Sect-1	Speed	Sect-2	Speed	Sect-3	Speed	TopSpeed	laptime	pit	lap	Sect-1	Speed	Sect-2	Speed	Sect-3	Speed	Topspeed	laptime	pit
1	Pit Out		42.414	94.2	47.207			2:09.981		7	41.400		41.943	84.8	47.469	167.4	<u>201.1</u>	2:10.812	
2	41.289		42.778	100.3	47.657	166.7	197.4	2:11.724		8	41.662		42.697	<u>102.0</u>	47.840	165.9	196.7	2:12.199	
3	41.555		42.226	99.7	47.245	164.4	198.9	2:11.026		9	<u>40.972</u>		42.029	89.5	47.441	167.4	196.4	2:10.442	
4	41.237		42.143	100.7	47.307	168.2	199.6	2:10.687		10	42.017		42.585	97.5	47.639	168.2	195.3	2:12.241	
5	41.290		42.079	85.6	47.442	165.1	197.1	2:10.811		11	41.268		42.736	99.4	47.756	<u>169.0</u>	197.8	2:11.760	
6	41.279		<u>41.688</u>	101.7	<u>47.198</u>	163.6	198.9	<u>2:10.165</u>		12									

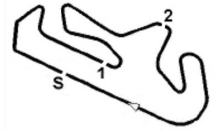
38		Hugo ANTÃO																	
lap	Sect-1	Speed	Sect-2	Speed	Sect-3	Speed	TopSpeed	laptime	pit	lap	Sect-1	Speed	Sect-2	Speed	Sect-3	Speed	Topspeed	laptime	pit
1	Pit Out		45.766	78.2	48.084			2:15.655		7	40.735		<u>41.268</u>	84.7	Pit In	170.6	203.0	2:46.409	
2	41.069		42.744	87.7	47.475	169.0	201.9	2:11.288		8	Pit Out		48.579	76.9	50.708			3:59.066	
3	40.843		41.864	89.1	47.267	170.6	206.1	2:09.974		9	41.572		41.886	92.3	46.778	170.6	200.7	2:10.236	
4	40.857		41.767	87.9	46.890	170.6	205.3	2:09.514		10	40.466		41.429	89.7	46.864	171.4	<u>206.5</u>	2:08.759	
5	40.776		42.106	84.2	48.379	169.8	203.4	2:11.261		11	40.582		42.593	<u>93.3</u>	47.794	<u>173.9</u>	<u>206.5</u>	2:10.969	
6	40.808		41.642	89.9	<u>46.594</u>	170.6	203.8	2:09.044		12	<u>40.392</u>		41.352	91.0	46.706	173.1	204.5	<u>2:08.450</u>	

44		Luis SEGURO																	
lap	Sect-1	Speed	Sect-2	Speed	Sect-3	Speed	TopSpeed	laptime	pit	lap	Sect-1	Speed	Sect-2	Speed	Sect-3	Speed	Topspeed	laptime	pit
1	Pit Out		49.885	90.1	54.675			2:41.597		7	43.185		44.473	110.7	48.698	157.9	186.2	2:16.356	
2	45.038		44.679	<u>114.5</u>	52.406	155.2	183.1	2:22.123		8	45.080		44.704	103.4	<u>48.171</u>	160.7	187.8	2:17.955	
3	43.950		44.256	105.6	49.613	153.8	183.4	2:17.819		9	43.090		43.693	105.6	49.382	161.4	189.1	2:16.165	
4	44.206		44.244	106.3	49.447	157.2	184.9	2:17.897		10	42.474		43.305	103.8	49.801	162.9	191.2	2:15.580	
5	43.020		44.308	97.1	49.618	156.5	190.5	2:16.946		11	42.549		<u>43.154</u>	106.2	48.449	<u>168.2</u>	189.5	<u>2:14.152</u>	
6	43.723		44.097	93.3	48.875	160.0	190.5	2:16.695		12	<u>42.349</u>		43.221	107.4	48.624	160.7	<u>192.2</u>	2:14.194	

46		Ricardo FILIPE																	
lap	Sect-1	Speed	Sect-2	Speed	Sect-3	Speed	TopSpeed	laptime	pit	lap	Sect-1	Speed	Sect-2	Speed	Sect-3	Speed	Topspeed	laptime	pit
1	Pit Out		48.133	100.1	52.725			2:28.383		6	43.977		43.919	106.5	Pit In	148.8	177.3	2:28.630	
2	47.696		46.441	94.0	51.721	138.5	158.1	2:25.858		7	Pit Out		45.474		51.773			7:04.235	
3	46.318		45.089	100.9	50.307	146.3	165.4	2:21.714		8	44.243		44.618	<u>106.7</u>	<u>48.362</u>	143.4	173.1	2:17.223	
4	44.957		45.154	102.7	48.919	148.8	173.9	2:19.030		9	<u>43.095</u>		42.814		48.872	<u>155.2</u>	180.0	2:14.781	
5	43.956		43.592	106.4	49.792	152.5	176.5	2:17.340		10	43.510		<u>42.612</u>	103.5	48.489	153.8	181.8	<u>2:14.611</u>	

52		Pedro RAMOS																	
lap	Sect-1	Speed	Sect-2	Speed	Sect-3	Speed	TopSpeed	laptime	pit	lap	Sect-1	Speed	Sect-2	Speed	Sect-3	Speed	Topspeed	laptime	pit
1	Pit Out		41.832	107.4	47.014			2:11.473		8	<u>40.184</u>		41.711		47.200	175.6	205.3	2:09.095	
2	40.883		41.417	107.2	46.569	174.8	208.9	2:08.869		9	40.900		41.123		47.165	169.0	200.7	2:09.188	
3	40.392		40.708	102.0	<u>45.953</u>	172.2	204.9	<u>2:07.053</u>		10	40.668		41.289		47.280	172.2	200.7	2:09.237	
4	40.325		40.652	108.7	46.520	174.8	<u>209.3</u>	2:07.497		11	40.517		<u>40.559</u>		47.260	171.4	200.7	2:08.336	
5	42.172		40.620	105.1	46.806	172.2	205.7	2:09.598		12	40.419		40.714	106.3	47.305	173.1	201.1	2:08.438	
6	40.910		41.156	102.2	46.616	171.4	202.6	2:08.682		13	40.586		40.857	<u>109.8</u>	47.661	172.2	200.0	2:09.104	
7	40.977		41.073	106.9	46.314	172.2	201.5	2:08.364		14	40.815		42.526	102.2	46.255	171.4	200.7	2:09.596	

55		Matilde MAGALHAES																	
lap	Sect-1	Speed	Sect-2	Speed	Sect-3	Speed	TopSpeed	laptime	pit	lap	Sect-1	Speed	Sect-2	Speed	Sect-3	Speed	Topspeed	laptime	pit
1	Pit Out		55.117	85.6	55.357			2:46.223		7	44.573		45.364	88.6	50.734	162.2	182.1	2:20.671	



Caterham Racing Weekend

Autódromo Internacional do Algarve

Caterham Motorsport Iberia 340R/310R

4 - 7 April 2024

Laps and Sector Times - PRIVATE PRACTICE 4

Autodromo Internacional Algarve - 4652mtr.

2	49.786	51.229	85.1	55.849	156.5	178.8	2:36.864	8	44.662	44.864	87.7	50.380	162.2	192.9	2:19.906
3	47.733	48.910	81.6	53.900	157.9	186.9	2:30.543	9	45.378	45.937	88.8	50.799	162.9	191.5	2:22.114
4	47.332	46.844	86.7	52.258	157.9	189.8	2:26.434	10	44.645	45.423	<u>106.3</u>	50.120	163.6	178.8	2:20.188
5	45.916	46.220	89.4	51.752	159.3	190.8	2:23.888	11	43.929	44.005	89.4	<u>49.661</u>	162.9	192.2	<u>2:17.595</u>
6	45.757	46.415	88.4	50.907	161.4	187.8	2:23.079	12	<u>43.591</u>	<u>43.394</u>	97.4	52.825	162.9	185.2	2:19.810

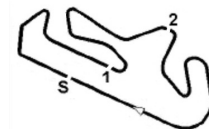
57		BELLO-COSTA																	
lap	Sect-1	Speed	Sect-2	Speed	Sect-3	Speed	TopSpeed	laptime	pit	lap	Sect-1	Speed	Sect-2	Speed	Sect-3	Speed	Topspeed	laptime	pit
1	Pit Out		42.336	109.4	46.934			2:11.369		8	40.409		40.801	<u>119.6</u>	46.965	170.6	204.2	2:08.175	
2	40.849		40.931	110.5	53.586	168.2	200.0	2:15.366		9	40.345		40.653	109.3	<u>46.071</u>	170.6	204.9	2:07.069	
3	42.033		41.281	108.3	47.013	169.0	192.5	2:10.327		10	<u>40.225</u>		41.254	111.8	47.429	<u>176.5</u>	<u>208.9</u>	2:08.908	
4	40.815		42.036		46.567	169.0	202.2	2:09.418		11	40.245		40.507	115.4	46.142	172.2	204.2	<u>2:06.894</u>	
5	40.618		41.376	116.0	46.511	168.2	202.6	2:08.505		12	40.258		41.263	107.0	46.230	173.1	205.3	2:07.751	
6	40.735		<u>40.406</u>		46.636	169.8	203.0	2:07.777		13	40.673		40.791	117.6	47.475	174.8	203.8	2:08.939	
7	40.727		40.673		46.318	170.6	202.2	2:07.718		14	40.880		41.175	114.9	46.380	169.8	202.6	2:08.435	

63		Pablo MI ELGO																	
lap	Sect-1	Speed	Sect-2	Speed	Sect-3	Speed	TopSpeed	laptime	pit	lap	Sect-1	Speed	Sect-2	Speed	Sect-3	Speed	Topspeed	laptime	pit
1	Pit Out		48.906	92.4	52.533			2:33.123		7	46.493		45.433	92.5	49.275	156.5	171.7	2:21.201	
2	45.892		44.769	92.5	50.696	150.6	179.7	2:21.357		8	43.720		42.960	92.9	48.067	157.2	188.8	2:14.747	
3	46.247		44.610		49.329	154.5	180.3	2:20.186		9	43.226		42.650	98.4	48.094	160.7	<u>194.2</u>	2:13.970	
4	44.383		44.427	98.7	50.868	157.2	186.2	2:19.678		10	42.960		44.217	99.2	49.401	<u>161.4</u>	190.5	2:16.578	
5	45.603		47.342		51.852	157.9	188.2	2:24.797		11	42.844		42.498	98.5	47.634	<u>161.4</u>	191.8	2:12.976	
6	44.192		43.421	96.3	49.173	157.2	184.6	2:16.786		12	<u>42.434</u>		<u>41.922</u>	<u>103.5</u>	<u>47.196</u>	159.3	191.5	<u>2:11.552</u>	

65		Kevin EMBOURG																	
lap	Sect-1	Speed	Sect-2	Speed	Sect-3	Speed	TopSpeed	laptime	pit	lap	Sect-1	Speed	Sect-2	Speed	Sect-3	Speed	Topspeed	laptime	pit
1	Pit Out		41.858	98.8	46.612			2:09.203		6	40.535		40.914	92.5	46.030	172.2	201.9	2:07.479	
2	40.919		42.615	<u>113.2</u>	46.413	170.6	201.9	2:09.947		7	<u>40.326</u>		41.166	106.2	<u>45.602</u>	172.2	203.4	<u>2:07.094</u>	
3	40.592		<u>40.700</u>	103.6	46.520	173.1	<u>208.5</u>	2:07.812		8	40.434		41.004	104.7	46.081	<u>173.9</u>	204.2	2:07.519	
4	40.712		42.984		Pit In	170.6	201.9	2:20.349		9	40.374		41.249	108.5	46.660	173.1	204.9	2:08.283	
5	Pit Out		40.920	108.3	46.644			5:23.422		10	40.440		40.808	108.7	Pit In	171.4	203.0	<u>2:18.247</u>	

84		Abílio JUSTO																	
lap	Sect-1	Speed	Sect-2	Speed	Sect-3	Speed	TopSpeed	laptime	pit	lap	Sect-1	Speed	Sect-2	Speed	Sect-3	Speed	Topspeed	laptime	pit
1	Pit Out		42.568	94.9	47.115			2:07.763		8	40.592		<u>40.366</u>	103.9	46.432	175.6	<u>205.3</u>	<u>2:07.390</u>	
2	41.082		40.856	100.9	46.248	173.1	201.5	2:08.186		9	40.700		40.819		46.173	174.8	200.4	2:07.692	
3	40.646		40.976	102.6	46.358	173.9	203.4	2:07.980		10	40.831		40.803	<u>105.3</u>	46.229	<u>176.5</u>	199.3	2:07.863	
4	40.317		41.961	104.0	46.407	173.9	204.9	2:08.685		11	40.686		40.771	104.5	46.411	173.1	200.4	2:07.868	
5	40.796		40.943	101.5	46.903	170.6	199.3	2:08.642		12	40.621		41.492	100.7	46.214	173.1	201.5	2:08.327	
6	40.548		41.769	100.7	46.896	171.4	201.9	2:09.213		13	40.618		40.981	103.5	46.281	173.1	199.6	2:07.880	
7	41.839		40.488	102.5	<u>45.888</u>	170.6	197.1	2:08.215		14	<u>40.207</u>		40.673	99.7	47.298	171.4	204.2	2:08.178	

97		Guilherme A. MATOS																	
lap	Sect-1	Speed	Sect-2	Speed	Sect-3	Speed	TopSpeed	laptime	pit	lap	Sect-1	Speed	Sect-2	Speed	Sect-3	Speed	Topspeed	laptime	pit
1	Pit Out	93.5	49.998	81.6	57.146			2:37.840		8	Pit Out		41.362	101.5	<u>46.026</u>			4:45.939	
2	44.838	127.5	43.695	80.3	48.100	153.8	193.2	2:16.633		9	40.274	165.6	40.393	103.3	46.768	172.2	201.9	2:07.435	
3	41.283	145.9	41.595	102.8	48.320	170.6	202.2	2:11.198		10	40.288	<u>166.7</u>	<u>40.229</u>	103.9	46.042	166.7	200.4	<u>2:06.559</u>	



Caterham Racing Weekend

Autódromo Internacional do Algarve

Caterham Motorsport Iberia 340R/310R

4 - 7 April 2024

Laps and Sector Times - PRIVATE PRACTICE 4

Autodromo Internacional Algarve - 4652mtr.

4	40.797		40.791	100.3	46.980	166.7	199.3	2:08.568	11	40.119		40.410	104.5	46.618	172.2	203.4	2:07.147
5	40.438	160.5	40.727	<u>104.7</u>	47.247	170.6	202.2	2:08.412	12	<u>40.053</u>	160.2	40.848	98.6	46.868	171.4	202.2	2:07.769
6	40.584	157.4	40.855	99.2	46.286	169.8	201.5	2:07.725	13	40.175	166.4	42.417	100.0	46.215	<u>175.6</u>	205.7	2:08.807
7	41.706	162.9	40.989	104.3	Pit In	172.2	<u>206.5</u>	2:14.808	14								

198 James HALL																			
lap	Sect-1	Speed	Sect-2	Speed	Sect-3	Speed	TopSpeed	laptime	pit	lap	Sect-1	Speed	Sect-2	Speed	Sect-3	Speed	Topspeed	laptime	pit
1	Pit Out	122.4	43.072	101.5	47.545			2:11.622		8	41.561	145.2	41.568	116.6	47.113	168.2	194.2	2:10.242	
2	42.187	<u>146.1</u>	41.611	105.2	<u>46.286</u>	165.9	189.1	2:10.084		9	41.974	141.9	41.339	116.6	47.859	168.2	195.7	2:11.172	
3	41.363	136.4	41.283	111.8	47.777	169.0	195.3	2:10.423		10	41.691	138.1	40.897	120.1	47.722	167.4	<u>196.0</u>	2:10.310	
4	42.020	135.2	41.853	105.9	46.945	166.7	194.9	2:10.818		11	41.437	139.2	41.315	<u>122.4</u>	47.824	169.0	194.9	2:10.576	
5	42.256	142.7	41.047	117.6	47.207	166.7	194.9	2:10.510		12	41.953	141.9	41.477	114.2	46.535	166.7	194.6	2:09.965	
6	<u>41.144</u>	139.7	41.272	116.4	46.849	166.7	195.3	<u>2:09.265</u>		13	42.102	136.4	41.831	117.4	47.383	<u>170.6</u>	195.3	2:11.316	
7	42.000	136.9	<u>40.895</u>	121.9	46.926	168.2	194.6	2:09.821		14	42.005	137.8	42.230	110.9	47.232	169.8	195.7	2:11.467	