

Caterham Racing Weekend

Autódromo Internacional do Algarve

Caterham Motorsport Iberia 340R/310R
Laps and Sector Times - PRIVATE PRACTICE 3

4 - 7 April 2024
Autodromo Internacional Algarve - 4652mtr.

5		José RODRIGUES																	
lap	Sect-1	Speed	Sect-2	Speed	Sect-3	Speed	TopSpeed	laptime	pit	lap	Sect-1	Speed	Sect-2	Speed	Sect-3	Speed	Topspeed	laptime	pit
1	Pit Out		41.035	99.9	46.153			2:07.806		7	39.833		39.926		45.962	176.5	<u>210.5</u>	2:05.721	
2	41.511		41.068	99.6	45.746	171.4	199.6	2:08.325		8	39.808		<u>39.666</u>	<u>107.5</u>	46.184	172.2	206.9	2:05.658	
3	40.864		40.275	101.4	45.834	174.8	204.9	2:06.973		9	<u>39.604</u>		40.159	107.2	<u>45.404</u>	<u>177.3</u>	<u>210.5</u>	<u>2:05.167</u>	
4	39.957		40.203	102.9	45.662	174.8	205.3	2:05.822		10	40.554		46.313	95.4	47.855	175.6	209.7	2:14.722	
5	42.649		41.119	98.0	46.283	174.8	205.3	2:10.051		11	48.120		54.619	77.2	Pit In	173.9	206.5	2:58.561	
6	39.634		40.399	99.2	45.611	174.8	207.3	2:05.644		12									

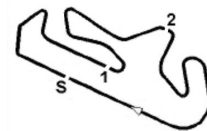
7		Miguel FERREIRA																	
lap	Sect-1	Speed	Sect-2	Speed	Sect-3	Speed	TopSpeed	laptime	pit	lap	Sect-1	Speed	Sect-2	Speed	Sect-3	Speed	Topspeed	laptime	pit
1	Pit Out		40.263	96.4	45.334			2:04.515		6	39.419		<u>39.538</u>	104.8	45.329	175.6	206.5	<u>2:04.286</u>	
2	39.566		40.071	99.2	45.261	173.9	203.0	2:04.898		7	39.628		39.863	105.3	45.555	177.3	<u>210.9</u>	2:05.046	
3	39.598		40.407	<u>105.8</u>	45.962	173.1	203.8	2:05.967		8	<u>39.370</u>		40.219	90.9	45.345	<u>179.1</u>	206.1	2:04.934	
4	39.645		39.861	103.4	Pit In	173.1	204.5	2:19.495		9	40.423		49.379	79.4	Pit In	175.6	206.1	2:33.252	
5	Pit Out		39.786	100.1	<u>45.200</u>			7:08.518		10									

12		Gonçalo A. MATOS																	
lap	Sect-1	Speed	Sect-2	Speed	Sect-3	Speed	TopSpeed	laptime	pit	lap	Sect-1	Speed	Sect-2	Speed	Sect-3	Speed	Topspeed	laptime	pit
1	Pit Out		48.847	89.6	52.685			2:27.188		5	<u>40.075</u>	<u>157.0</u>	41.326	88.0	46.607	173.1	<u>207.3</u>	2:08.008	
2	43.883	139.2	42.481	<u>98.3</u>	47.578	164.4	189.8	2:13.942		6	40.945	149.0	41.943	85.2	Pit In	173.1	205.7	2:21.635	
3	40.428	154.9	41.682	93.8	46.490	171.4	201.5	2:08.600		7	Pit Out	109.9	50.040	79.2	Pit In			5:24.770	
4	40.190		<u>41.056</u>	94.6	<u>46.253</u>	<u>173.9</u>	204.9	<u>2:07.499</u>		8									

23		QUINTANI LHA - BREDA																	
lap	Sect-1	Speed	Sect-2	Speed	Sect-3	Speed	TopSpeed	laptime	pit	lap	Sect-1	Speed	Sect-2	Speed	Sect-3	Speed	Topspeed	laptime	pit
1	Pit Out		45.773	96.3	48.704			2:19.814		7	40.474		41.000	99.4	46.557	171.4	203.4	2:08.031	
2	43.486		42.862	96.0	47.065	169.0	184.9	2:13.413		8	40.255		41.650	100.4	46.930	170.6	204.2	2:08.835	
3	40.977		41.351	100.7	46.244	169.0	198.2	2:08.572		9	42.068		41.622	<u>104.2</u>	46.281	170.6	204.5	2:09.971	
4	40.654		41.215	98.5	46.484	172.2	202.6	2:08.353		10	<u>40.053</u>		<u>40.902</u>	92.4	46.486	173.1	207.3	<u>2:07.441</u>	
5	40.649		41.853	<u>104.2</u>	<u>46.097</u>	<u>174.8</u>	203.8	2:08.599		11	40.913		45.252	77.3	Pit In	173.1	206.5	2:29.796	
6	40.485		41.047	100.4	46.595	173.9	<u>207.7</u>	2:08.127		12									

24		José Luis TEIXEIRA																	
lap	Sect-1	Speed	Sect-2	Speed	Sect-3	Speed	TopSpeed	laptime	pit	lap	Sect-1	Speed	Sect-2	Speed	Sect-3	Speed	Topspeed	laptime	pit
1	Pit Out		46.269	99.3	50.422			2:19.026		6	43.025		<u>43.038</u>	108.3	57.022	160.0	190.1	2:23.085	
2	45.392		44.260	106.7	49.841	146.9	163.4	2:19.493		7	42.715		43.639	100.5	49.482	162.9	<u>192.2</u>	2:15.836	
3	45.095		44.174	102.1	Pit In	151.9	175.0	2:27.716		8	42.902		43.081	99.1	<u>48.874</u>	<u>163.6</u>	191.2	<u>2:14.857</u>	
4	Pit Out		50.223	<u>109.2</u>	50.275			3:42.491		9	<u>42.533</u>		43.291	95.4	Pit In	161.4	191.8	2:26.142	
5	45.998		43.946	95.2	49.255	141.7	156.3	2:19.199		10									

25		Daniel FERREIRA																	
lap	Sect-1	Speed	Sect-2	Speed	Sect-3	Speed	TopSpeed	laptime	pit	lap	Sect-1	Speed	Sect-2	Speed	Sect-3	Speed	Topspeed	laptime	pit
1	Pit Out		42.556	103.1	47.421			2:09.171		7	41.438		40.937	100.9	46.039	158.6	187.8	2:08.414	
2	41.568		41.837	102.8	47.361	162.9	187.8	2:10.766		8	41.070		<u>40.773</u>	102.8	<u>45.710</u>	166.7	193.9	<u>2:07.553</u>	
3	42.021		42.679	103.4	46.742	159.3	183.4	2:11.442		9	42.508		40.837	105.4	48.634	165.9	191.5	2:11.979	
4	41.459		41.277	102.6	46.021	164.4	192.5	2:08.757		10	41.606		41.099	103.8	46.309	156.5	184.3	2:09.014	
5	<u>41.014</u>		41.711	<u>107.4</u>	46.792	166.7	192.9	2:09.517		11	41.859		42.346	95.7	Pit In	164.4	192.2	2:28.563	



Caterham Racing Weekend

Autódromo Internacional do Algarve

Caterham Motorsport Iberia 340R/310R

4 - 7 April 2024

Laps and Sector Times - PRIVATE PRACTICE 3

Autodromo Internacional Algarve - 4652mtr.

6	41.525	41.124	97.6	47.813	171.4	200.4	2:10.462	12										
---	--------	--------	------	--------	-------	-------	----------	----	--	--	--	--	--	--	--	--	--	--

27		Mariana MACHADO																	
lap	Sect-1	Speed	Sect-2	Speed	Sect-3	Speed	TopSpeed	laptime	pit	lap	Sect-1	Speed	Sect-2	Speed	Sect-3	Speed	Topspeed	laptime	pit
1	Pit Out		49.469	94.7	51.675			2:31.851		4	Pit Out		43.042	100.3	<u>47.440</u>			6:52.448	
2	46.053		44.173	93.2	48.571	150.6	166.7	2:18.797		5	42.999		<u>41.858</u>		47.722	<u>166.7</u>	189.5	<u>2:12.579</u>	
3	43.187		49.316	41.5	Pit In	162.9	190.8	3:06.918		6	<u>41.830</u>		41.879	<u>107.9</u>	Pit In	165.1	<u>191.8</u>	<u>2:25.014</u>	

32		Rafael ANTUNES																	
lap	Sect-1	Speed	Sect-2	Speed	Sect-3	Speed	TopSpeed	laptime	pit	lap	Sect-1	Speed	Sect-2	Speed	Sect-3	Speed	Topspeed	laptime	pit
1	Pit Out		<u>41.963</u>	<u>101.9</u>	47.408			2:09.536		6	42.001		42.264	99.1	<u>47.173</u>	160.0	192.2	2:11.438	
2	41.387		42.205	95.9	47.592	165.9	194.9	2:11.184		7	41.997		42.373	101.8	47.945	<u>167.4</u>	197.1	2:12.315	
3	41.696		42.882	100.7	47.552	165.1	193.2	2:12.130		8	42.070		42.670	100.5	47.622	162.2	192.9	2:12.362	
4	41.926		42.578	94.7	47.438	166.7	195.3	2:11.942		9	42.363		43.099	96.8	Pit In	<u>167.4</u>	<u>198.5</u>	<u>2:36.556</u>	
5	<u>41.313</u>		42.070	93.1	47.660	162.9	194.9	<u>2:11.043</u>		10									

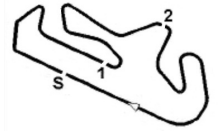
38		Hugo ANTÃO																	
lap	Sect-1	Speed	Sect-2	Speed	Sect-3	Speed	TopSpeed	laptime	pit	lap	Sect-1	Speed	Sect-2	Speed	Sect-3	Speed	Topspeed	laptime	pit
1	Pit Out		43.637	89.2	47.812			2:12.764		7	41.637		42.341		47.783	170.6	198.2	2:11.761	
2	<u>40.777</u>		42.115	89.9	<u>47.364</u>	171.4	198.9	<u>2:10.256</u>		8	41.462		42.885	87.9	47.552	170.6	194.2	2:11.899	
3	41.052		42.113	92.1	48.198	169.0	199.6	2:11.363		9	41.372		42.218	<u>93.3</u>	47.893	172.2	194.2	2:11.483	
4	41.515		42.663	85.2	48.964	168.2	199.3	2:13.142		10	41.607		<u>42.009</u>	90.5	48.237	168.2	191.8	2:11.853	
5	41.616		42.199	90.0	47.973	168.2	199.3	2:11.788		11	40.854		48.443	88.4	Pit In	<u>173.9</u>	<u>200.0</u>	<u>2:35.222</u>	
6	41.800		43.025	87.3	48.007	171.4	196.7	2:12.832		12									

46		Ricardo FILIPE																	
lap	Sect-1	Speed	Sect-2	Speed	Sect-3	Speed	TopSpeed	laptime	pit	lap	Sect-1	Speed	Sect-2	Speed	Sect-3	Speed	Topspeed	laptime	pit
1	Pit Out		57.582	87.7	1:05.079			2:51.373		4	Pit Out		52.240	96.3	59.099			9:48.669	
2	57.217		<u>49.758</u>	96.6	<u>54.967</u>	113.9	124.1	2:41.942		5	55.273		49.947	<u>103.3</u>	55.786	120.0	132.5	<u>2:41.006</u>	
3	<u>53.702</u>		55.136	85.6	Pit In	120.0	<u>135.2</u>	2:58.740		6	54.671		53.218	76.1	Pit In	<u>120.4</u>	134.7	2:58.786	

52		Pedro RAMOS																	
lap	Sect-1	Speed	Sect-2	Speed	Sect-3	Speed	TopSpeed	laptime	pit	lap	Sect-1	Speed	Sect-2	Speed	Sect-3	Speed	Topspeed	laptime	pit
1	Pit Out		42.536	<u>113.4</u>	47.627			2:11.153		7	45.915		<u>40.479</u>	113.1	46.691	143.4	170.9	2:13.085	
2	40.473		45.303	98.4	47.982	172.2	202.2	2:13.758		8	41.404		40.671		<u>46.364</u>	<u>173.9</u>	<u>204.5</u>	2:08.439	
3	40.457		41.119		46.945	172.2	<u>204.5</u>	2:08.521		9	<u>40.091</u>		40.967	105.3	46.408	<u>173.9</u>	203.0	<u>2:07.466</u>	
4	40.695		40.997	105.5	46.645	172.2	203.4	2:08.337		10	41.982		41.200	106.4	47.130	172.2	<u>204.5</u>	2:10.312	
5	40.310		42.789		47.163	173.1	203.4	2:10.262		11	49.464		55.765	72.0	Pit In	171.4	200.4	3:01.051	
6	42.268		41.806	105.1	50.907	172.2	202.6	2:14.981		12									

55		Matilde MAGALHAES																	
lap	Sect-1	Speed	Sect-2	Speed	Sect-3	Speed	TopSpeed	laptime	pit	lap	Sect-1	Speed	Sect-2	Speed	Sect-3	Speed	Topspeed	laptime	pit
1	Pit Out		<u>48.146</u>	<u>81.4</u>	<u>53.282</u>			2:38.712		2									

57		BELLO-COSTA																	
lap	Sect-1	Speed	Sect-2	Speed	Sect-3	Speed	TopSpeed	laptime	pit	lap	Sect-1	Speed	Sect-2	Speed	Sect-3	Speed	Topspeed	laptime	pit
1	Pit Out		41.921	106.7	46.307			2:12.583		6	41.108		40.645	109.6	<u>45.783</u>	175.6	208.9	2:07.536	
2	40.524		41.874	114.3	46.142	171.4	203.8	2:08.540		7	40.471		40.742	100.5	53.153	174.8	208.9	2:14.366	
3	40.704		40.737	<u>117.0</u>	46.283	173.1	203.8	2:07.724		8	40.564		40.704	109.9	46.676	169.0	201.5	2:07.944	



Caterham Racing Weekend

Autódromo Internacional do Algarve

Caterham Motorsport Iberia 340R/310R

4 - 7 April 2024

Laps and Sector Times - PRIVATE PRACTICE 3

Autodromo Internacional Algarve - 4652mtr.

4	40.250	40.569	106.9	46.109	173.9	206.1	2:06.928	9	40.370	<u>40.290</u>	110.5	45.815	<u>176.5</u>	203.8	<u>2:06.475</u>
5	40.573	40.701	102.8	46.101	171.4	203.4	2:07.375	10	<u>39.910</u>	40.523	104.1	Pit In	173.1	<u>209.7</u>	2:17.910

63		Pablo MIELGO																	
lap	Sect-1	Speed	Sect-2	Speed	Sect-3	Speed	TopSpeed	laptime	pit	lap	Sect-1	Speed	Sect-2	Speed	Sect-3	Speed	Topspeed	laptime	pit
1	Pit Out		49.533		54.299			2:29.928		6	47.079		46.982	89.9	52.209	141.7	175.0	2:26.270	
2	52.115		48.766	86.1	55.029	139.0	134.8	2:35.910		7	49.113		47.015	88.3	51.757	142.9	174.5	2:27.885	
3	50.672		48.526	81.9	54.350	145.2	142.1	2:33.548		8	<u>46.124</u>		<u>46.002</u>	<u>91.5</u>	<u>50.998</u>	<u>149.4</u>	<u>178.5</u>	<u>2:23.124</u>	
4	48.404		54.435	90.3	54.031	144.0	155.6	2:36.870		9	46.872		52.950	78.0	Pit In	<u>149.4</u>	178.2	2:47.720	
5	47.366		48.432	84.4	53.356	140.6	174.8	2:29.154		10									

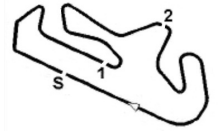
65		Kevin EMBOURG																	
lap	Sect-1	Speed	Sect-2	Speed	Sect-3	Speed	TopSpeed	laptime	pit	lap	Sect-1	Speed	Sect-2	Speed	Sect-3	Speed	Topspeed	laptime	pit
1	Pit Out		41.832	104.2	46.228			2:08.954		6	40.110		40.517	100.2	Pit In	173.9	202.2	2:12.494	
2	40.658		40.837	97.8	46.693	171.4	197.8	2:08.188		7	Pit Out		41.043	103.8	45.989			5:31.331	
3	40.297		40.439	99.6	45.765	171.4	200.7	2:06.501		8	<u>39.884</u>		40.494	<u>117.3</u>	46.306	174.8	206.5	2:06.684	
4	40.464		40.743		45.851	172.2	202.6	2:07.058		9	40.194		<u>40.412</u>	107.2	Pit In	<u>175.6</u>	<u>207.3</u>	2:16.044	
5	40.175		40.530	98.7	<u>45.627</u>	173.1	206.9	<u>2:06.332</u>		10									

77		Miguel CARMO																	
lap	Sect-1	Speed	Sect-2	Speed	Sect-3	Speed	TopSpeed	laptime	pit	lap	Sect-1	Speed	Sect-2	Speed	Sect-3	Speed	Topspeed	laptime	pit
1	Pit Out		41.356		46.070			2:12.616		6	39.985		40.214		45.456	<u>183.7</u>	208.5	2:05.655	
2	40.804		40.741		46.048	175.6	177.6	2:07.593		7	<u>39.918</u>		39.969		56.331	178.2	199.6	2:16.218	
3	42.068		39.879		<u>45.427</u>	171.4	153.8	2:07.374		8	40.415		40.268		46.257	159.3	188.8	2:06.940	
4	40.182		40.049		45.462	179.1	<u>212.2</u>	2:05.693		9	40.763		<u>39.873</u>		45.833	161.4	192.9	2:06.469	
5	40.944		44.636		45.764	181.8	204.5	2:11.344		10									

84		Abílio JUSTO																	
lap	Sect-1	Speed	Sect-2	Speed	Sect-3	Speed	TopSpeed	laptime	pit	lap	Sect-1	Speed	Sect-2	Speed	Sect-3	Speed	Topspeed	laptime	pit
1	Pit Out		43.949	95.7	47.466			2:13.284		7	40.913		41.031	101.1	48.853	173.9	203.0	2:10.797	
2	41.747		41.242	101.7	46.506	169.0	201.5	2:09.495		8	41.242		41.310	100.0	46.364	169.8	200.7	2:08.916	
3	40.778		41.426	102.2	46.459	171.4	198.5	2:08.663		9	40.802		41.111	103.7	46.538	173.9	201.1	2:08.451	
4	41.221		41.652	101.7	<u>46.178</u>	172.2	196.4	2:09.051		10	40.582		41.201	101.2	46.911	173.9	199.6	2:08.694	
5	<u>40.502</u>		41.646	103.9	46.222	173.9	203.4	2:08.370		11	40.834		44.082	88.8	Pit In	173.9	197.8	2:35.677	
6	40.809		<u>40.905</u>	<u>105.5</u>	46.438	<u>175.6</u>	<u>205.7</u>	<u>2:08.152</u>		12									

97		Guilherme A. MATOS																	
lap	Sect-1	Speed	Sect-2	Speed	Sect-3	Speed	TopSpeed	laptime	pit	lap	Sect-1	Speed	Sect-2	Speed	Sect-3	Speed	Topspeed	laptime	pit
1	Pit Out	106.8	47.492	87.8	50.229			2:23.511		5	41.770	154.1	41.662	<u>97.6</u>	47.458	168.2	200.0	2:10.890	
2	46.666	118.3	43.142	96.5	47.853	152.5	179.4	2:17.661		6	<u>41.555</u>	<u>154.7</u>	41.273	95.1	Pit In	169.0	198.2	2:15.712	
3	43.951	130.8	43.662	78.2	49.178	157.9	183.1	2:16.791		7	Pit Out	147.7	<u>41.215</u>	93.6	<u>46.756</u>			4:36.990	
4	43.275	135.0	43.254	83.0	48.415	159.3	183.7	2:14.944		8	41.903	129.8	52.241	76.3	Pit In	<u>172.2</u>	<u>203.0</u>	2:40.692	

198		James HALL																	
lap	Sect-1	Speed	Sect-2	Speed	Sect-3	Speed	TopSpeed	laptime	pit	lap	Sect-1	Speed	Sect-2	Speed	Sect-3	Speed	Topspeed	laptime	pit
1	Pit Out	126.0	41.700	104.0	46.756			2:08.639		7	41.475	143.2	41.048	116.3	47.312	167.4	194.6	2:09.835	
2	42.175	126.8	41.984	108.7	47.009	167.4	192.5	2:11.168		8	41.989	137.2	40.764	118.7	46.984	168.2	194.9	2:09.737	
3	41.534	131.2	41.647	109.4	46.680	167.4	192.9	2:09.861		9	42.481	139.2	40.860	111.0	<u>46.629</u>	167.4	195.7	2:09.970	



Caterham Racing Weekend

Autódromo Internacional do Algarve

Caterham Motorsport Iberia 340R/310R

4 - 7 April 2024

Laps and Sector Times - PRIVATE PRACTICE 3

Autodromo Internacional Algarve - 4652mtr.

4	<u>41.238</u>	133.3	40.819	117.6	46.856	169.0	194.6	2:08.913	10	41.260	144.0	<u>40.523</u>	<u>121.5</u>	47.116	<u>172.2</u>	<u>197.4</u>	<u>2:08.899</u>
5	41.421	141.7	40.541	119.5	47.669	168.2	193.5	2:09.631	11	41.396	<u>149.4</u>	40.790	116.9	Pit In	169.0	195.7	2:24.774
6	42.059	135.5	40.969	114.6	47.574	169.0	194.6	2:10.602	12								