



ALGARVE CLASSIC FESTIVAL 2024

Autódromo Internat

IBERIAN HISTORIC ENDURANCE

24 - 27 October 2024

Laps and Sector Times - QUALIFYING

Autodromo Internacional Algarve - 4652mtr.

1								BAISSE-FREITAS								Porsche 356 SC							
lap	Sect-1	Speed	Sect-2	Speed	Sect-3	Speed	TopSpeed	laptime	pit	lap	Sect-1	Speed	Sect-2	Speed	Sect-3	Speed	Topspeed	laptime	pit				
1	Pit Out		50.060		1:01.641			2:44.886		7	51.590		52.625		57.599		158.1	2:41.814					
2	47.094		46.045		<u>53.320</u>		162.9	<u>2:26.459</u>		8	50.606		52.873		1:00.373		157.4	2:43.852					
3	45.882		45.500		55.111		<u>183.4</u>	2:26.493		9	49.825		52.753		58.067		156.3	2:40.645					
4	<u>44.908</u>		<u>45.242</u>		Pit In		181.2	2:30.342		10	51.919		50.539		59.084		157.0	2:41.542					
5	Pit Out		55.506		1:01.297			5:15.631		11	50.405		52.262		1:00.300		152.5	2:42.967					
6	53.152		53.689		59.104		156.3	2:45.945		12	50.570		53.403		Pit In		153.8	2:53.466					

6								Luc DE COCK								Lotus Elan 26R							
lap	Sect-1	Speed	Sect-2	Speed	Sect-3	Speed	TopSpeed	laptime	pit	lap	Sect-1	Speed	Sect-2	Speed	Sect-3	Speed	Topspeed	laptime	pit				
1	Pit Out		47.448		53.485			2:28.924		9	41.368		43.188		50.355		201.1	2:14.911					
2	44.269		43.534		50.531		162.2	2:18.334		10	41.144		42.868		49.755		201.1	2:13.767					
3	42.135		43.827		50.660		186.5	2:16.622		11	42.023		46.296		50.885		200.7	2:19.204					
4	44.104		44.127		53.149		178.8	2:21.380		12	41.409		44.256		Pit In		199.6	2:25.180					
5	44.507		56.466		Pit In		162.7	2:52.380		13	Pit Out		48.539		50.910			3:47.842					
6	Pit Out		43.388		52.957			3:08.082		14	41.712		42.372		50.241		196.7	2:14.325					
7	42.546		42.822		51.909		186.2	2:17.277		15	<u>40.602</u>		<u>42.086</u>		<u>49.620</u>		<u>215.6</u>	<u>2:12.308</u>					
8	41.191		44.143		51.651		195.7	2:16.985		16	45.863		47.984		55.228		180.9	2:29.075					

10								Max HUBER								Shelby Cobra							
lap	Sect-1	Speed	Sect-2	Speed	Sect-3	Speed	TopSpeed	laptime	pit	lap	Sect-1	Speed	Sect-2	Speed	Sect-3	Speed	Topspeed	laptime	pit				
1	Pit Out		48.961		53.096			2:30.857		9	40.444		41.492		48.909		214.3	2:10.845					
2	47.210		44.783		52.133		157.0	2:24.126		10	40.631		41.749		49.202		212.2	2:11.582					
3	42.619		43.775		49.994		190.8	2:16.388		11	40.142		40.806		49.216		209.3	<u>2:10.164</u>					
4	42.392		42.475		49.076		198.2	2:13.943		12	44.555		55.400		1:12.760		194.6	2:52.715					
5	42.617		1:04.219		58.143		208.1	2:44.979		13	59.726		<u>40.582</u>		49.043		129.3	2:29.351					
6	41.081		41.009		<u>48.527</u>		208.9	2:10.617		14	<u>39.678</u>		42.860		49.752		224.1	2:12.290					
7	41.582		44.057		Pit In		201.5	2:28.073		15	40.119		41.209		49.241		<u>225.5</u>	2:10.569					
8	Pit Out		43.189		49.308			6:00.012		16													

15								DA ROCHA - PERSONNAZ								Marcos 1800 GT							
lap	Sect-1	Speed	Sect-2	Speed	Sect-3	Speed	TopSpeed	laptime	pit	lap	Sect-1	Speed	Sect-2	Speed	Sect-3	Speed	Topspeed	laptime	pit				
1	Pit Out		58.084		1:06.264			2:56.993		8	48.672		50.472		56.754		164.9	2:35.898					
2	51.556		51.951		1:03.475		144.8	2:46.982		9	47.152		49.522		<u>55.794</u>		180.6	2:32.468					
3	51.646		50.605		58.925		149.0	2:41.176		10	57.324		56.707		Pit In		116.0	3:06.503					
4	48.824		51.401		Pit In		156.7	2:56.140		11	Pit Out		51.941		57.781			5:01.116					
5	Pit Out		53.566		58.889			6:34.897		12	48.563		<u>47.809</u>		57.550		172.0	2:33.922					
6	50.567		52.235		56.872		169.5	2:39.674		13	<u>46.561</u>		47.952		57.279		<u>186.5</u>	<u>2:31.792</u>					
7	49.063		50.510		57.711		170.3	2:37.284		14													

19								Joel HOPWOOD								Lotus Elan 26R							
lap	Sect-1	Speed	Sect-2	Speed	Sect-3	Speed	TopSpeed	laptime	pit	lap	Sect-1	Speed	Sect-2	Speed	Sect-3	Speed	Topspeed	laptime	pit				
1	Pit Out		46.843		53.344			2:23.491		9	43.297		43.417		51.371		170.6	2:18.085					
2	46.075		44.302		52.752		176.2	2:23.129		10	43.168		<u>43.071</u>		<u>51.007</u>		172.2	<u>2:17.246</u>					
3	42.749		43.686		51.602		185.9	2:18.037		11	43.945		43.849		53.438		174.2	2:21.232					
4	1:05.318		48.870		51.994		97.2	2:46.182		12	42.667		44.615		52.251		<u>190.8</u>	2:19.533					
5	42.929		44.175		51.815		184.9	2:18.919		13	<u>42.026</u>		43.492		52.192		189.8	2:17.710					
6	44.509		44.766		51.978		180.0	2:21.253		14	45.489		46.292		Pit In		173.6	2:38.278					
7	44.658		43.894		53.575		177.9	2:22.127		15	Pit Out		43.737		52.135			2:54.562					
8	43.218		44.505		52.624		184.9	2:20.347		16	42.188		43.907		52.315		190.1	2:18.410					



ALGARVE CLASSIC FESTIVAL 2024

Autódromo Internat

IBERIAN HISTORIC ENDURANCE

24 - 27 October 2024

Laps and Sector Times - QUALIFYING

Autodromo Internacional Algarve - 4652mtr.

20 PINTO-PEDRO										Alfa Romeo GTAm									
lap	Sect-1	Speed	Sect-2	Speed	Sect-3	Speed	TopSpeed	laptime	pit	lap	Sect-1	Speed	Sect-2	Speed	Sect-3	Speed	Topspeed	laptime	pit
1	Pit Out		52.533		59.917			2:46.879		9	42.773		44.553		50.496		190.1	2:17.822	
2	45.017		47.835		55.536		182.7	2:28.388		10	42.292		43.672		50.709		193.5	2:16.673	
3	46.551		47.456		54.492		183.7	2:28.499		11	42.811		44.141		50.843		190.5	2:17.795	
4	45.507		45.530		55.243		184.9	2:26.280		12	42.453		43.552		50.588		189.5	2:16.593	
5	50.632		47.522		56.959		134.8	2:35.113		13	43.105		43.556		52.401		193.9	2:19.062	
6	47.649		45.015		52.095		187.5	2:24.759		14	42.564		43.595		51.124		191.5	2:17.283	
7	45.992		46.290		Pit In		191.2	2:37.245		15	43.856		43.443		50.024		<u>195.7</u>	2:17.323	
8	Pit Out		46.516		51.137			4:01.582		16	<u>42.226</u>		<u>43.239</u>		<u>49.776</u>		190.8	<u>2:15.241</u>	

23 Vincent TOURNEUR										Porsche 911 SWB									
lap	Sect-1	Speed	Sect-2	Speed	Sect-3	Speed	TopSpeed	laptime	pit	lap	Sect-1	Speed	Sect-2	Speed	Sect-3	Speed	Topspeed	laptime	pit
1	Pit Out		56.822		1:01.560			2:52.140		9	46.520		48.461		57.211		184.3	2:32.192	
2	52.533		50.649		56.771		137.2	2:39.953		10	48.383		48.076		56.721		181.2	2:33.180	
3	49.634		50.916		58.834		176.8	2:39.384		11	47.312		48.143		55.958		182.7	2:31.413	
4	51.410		53.027		1:06.332		150.8	2:50.769		12	47.140		48.445		56.857		186.5	2:32.442	
5	49.868		48.879		58.358		156.5	2:37.105		13	46.480		48.122		56.964		185.6	2:31.566	
6	49.120		49.567		56.385		182.1	2:35.072		14	47.496		<u>47.694</u>		58.181		<u>187.5</u>	2:33.371	
7	46.868		48.534		56.324		183.1	2:31.726		15	<u>46.346</u>				<u>55.825</u>		186.9	<u>2:30.006</u>	
8	47.441		48.484		56.682		182.4	2:32.607		16									

33 Domingos COUTINHO										BMW 2800 CS									
lap	Sect-1	Speed	Sect-2	Speed	Sect-3	Speed	TopSpeed	laptime	pit	lap	Sect-1	Speed	Sect-2	Speed	Sect-3	Speed	Topspeed	laptime	pit
1	Pit Out		51.762		59.193			2:41.685		9	43.506		44.977		51.452		198.5	2:19.935	
2	50.831		46.130		55.999		139.0	2:32.960		10	42.434		43.273		52.393		196.7	2:18.100	
3	47.880		46.282		56.087		160.7	2:30.249		11	42.826		<u>42.909</u>		51.345		199.6	2:17.080	
4	47.796		50.149		Pit In		151.7	2:54.126		12	42.381		43.875		51.004		203.0	2:17.260	
5	Pit Out		44.911		52.640			3:57.075		13	42.192		44.360		<u>50.772</u>		204.2	2:17.324	
6	44.857		47.054		54.389		173.6	2:26.300		14	42.183		44.168		50.995		203.8	2:17.346	
7	43.738		44.119		53.387		199.6	2:21.244		15	<u>42.173</u>		43.525		50.886		203.0	<u>2:16.584</u>	
8	45.256		44.498		52.843		168.0	2:22.597		16	42.597		43.162		51.801		<u>205.3</u>	2:17.560	

37 VRIES-DE VRIES										Austin Cooper S									
lap	Sect-1	Speed	Sect-2	Speed	Sect-3	Speed	TopSpeed	laptime	pit	lap	Sect-1	Speed	Sect-2	Speed	Sect-3	Speed	Topspeed	laptime	pit
1	Pit Out		48.399		56.139			2:32.717		9	45.877		45.235		57.085		178.8	2:28.197	
2	47.839		49.889		1:00.501		157.9	2:38.229		10	45.272		45.885		53.740		179.1	2:24.897	
3	45.451		44.850		54.203		172.8	2:24.504		11	46.668		46.783		56.860		175.6	2:30.311	
4	44.586		44.778		53.533		176.2	2:22.897		12	45.678		46.279		54.338		179.4	2:26.295	
5	59.705		55.557		54.501		175.9	2:49.763		13	45.628		47.912		55.286		179.4	2:28.826	
6	45.567		45.619		53.818		176.5	2:25.004		14	46.200		50.225		56.406		<u>185.2</u>	2:32.831	
7	44.406		45.073		Pit In		178.5	2:32.565		15	<u>44.261</u>		<u>44.459</u>		<u>53.354</u>		180.6	<u>2:22.074</u>	
8	Pit Out		51.969		54.079			4:05.736		16									

45 Bob STEVENS										Lotus Elan 26R									
lap	Sect-1	Speed	Sect-2	Speed	Sect-3	Speed	TopSpeed	laptime	pit	lap	Sect-1	Speed	Sect-2	Speed	Sect-3	Speed	Topspeed	laptime	pit
1	Pit Out		47.336		53.764			2:29.946		9	40.392		41.559		50.436		206.5	2:12.387	
2	43.624		42.647		50.805		182.1	2:17.076		10	41.195		42.079		Pit In		206.1	2:19.988	
3	41.202		42.016		50.268		203.8	2:13.486		11	Pit Out		42.529		<u>49.430</u>			3:31.923	
4	41.504		43.059		50.299		203.0	2:14.862		12	40.390		<u>41.292</u>		50.385		207.3	<u>2:12.067</u>	
5	41.003		51.010		Pit In		194.2	2:49.297		13	<u>39.910</u>		42.008		51.143		206.5	2:13.061	
6	Pit Out		42.260		49.942			3:14.464		14	40.217		42.116		50.119		208.9	2:12.452	



ALGARVE CLASSIC FESTIVAL 2024

Autódromo Internat

IBERIAN HISTORIC ENDURANCE

24 - 27 October 2024

Laps and Sector Times - QUALIFYING

Autodromo Internacional Algarve - 4652mtr.

7	40.524	43.034	49.786	208.1	2:13.344	15	40.683	43.325	51.525	208.1	2:15.533
8	40.440	43.729	49.440	207.7	2:13.609	16	40.231	42.386	50.144	208.1	2:12.761

46 Jos STEVENS							Lotus Elan 26R												
lap	Sect-1	Speed	Sect-2	Speed	Sect-3	Speed	TopSpeed	laptime	pit	lap	Sect-1	Speed	Sect-2	Speed	Sect-3	Speed	Topspeed	laptime	pit
1	Pit Out		48.392		52.822			2:33.692		9	42.607		42.979		51.759		197.1	2:17.345	
2	44.598		44.047		52.294		176.8	2:20.939		10	46.980		48.587		54.081		191.5	2:29.648	
3	42.523		43.383		51.363		192.2	2:17.269		11	41.559		45.757		51.459		200.7	2:18.775	
4	43.001		44.621		52.364		184.0	2:19.986		12	40.985		42.328		51.046		<u>208.9</u>	2:14.359	
5	44.060		56.084		Pit In		190.8	2:51.823		13	42.919		44.451		52.607		180.3	2:19.977	
6	Pit Out		45.359		51.403			3:30.828		14	41.607		43.640		50.825		205.3	2:16.072	
7	43.395		45.518		53.548		188.2	2:22.461		15	41.933		43.492		50.974		201.1	2:16.399	
8	41.652		43.874		51.190		203.8	2:16.716		16	<u>40.747</u>		<u>42.309</u>		<u>50.682</u>		201.9	<u>2:13.738</u>	

47 Roberto DIAZ -RINCON							Alfa Romeo 1750 GTAm												
lap	Sect-1	Speed	Sect-2	Speed	Sect-3	Speed	TopSpeed	laptime	pit	lap	Sect-1	Speed	Sect-2	Speed	Sect-3	Speed	Topspeed	laptime	pit
1	Pit Out		54.708		1:01.561			2:50.093		9	44.917		45.623		<u>52.013</u>		187.8	2:22.553	
2	54.848		50.344		56.027		139.0	2:41.219		10	44.092		46.864		52.529		187.2	2:23.485	
3	49.145		50.373		1:00.842		174.2	2:40.360		11	46.319		47.967		53.798		187.5	2:28.084	
4	49.196		55.899		Pit In		143.0	3:01.167		12	44.305		45.141		52.021		187.5	<u>2:21.467</u>	
5	Pit Out		47.926		57.650			3:03.433		13	<u>43.846</u>		<u>44.852</u>		1:01.073		185.9	2:29.771	
6	45.984		46.837		53.172		181.8	2:25.993		14	44.269		45.717		54.785		<u>189.5</u>	2:24.771	
7	47.115		50.677		58.732		183.1	2:36.524		15	44.192		45.270		52.869		189.1	2:22.331	
8	45.314		46.090		52.259		181.8	2:23.663		16	44.438		45.376		52.039		180.6	2:21.853	

50 BEVI LACQUA-MAGALHÃES-VEIGA							Alfa Romeo Giulia Ti Super												
lap	Sect-1	Speed	Sect-2	Speed	Sect-3	Speed	TopSpeed	laptime	pit	lap	Sect-1	Speed	Sect-2	Speed	Sect-3	Speed	Topspeed	laptime	pit
1	Pit Out		55.434		1:02.997			2:51.324		5	Pit Out		49.298		57.212			6:32.957	
2	51.099		52.463		58.709			2:42.271		6	48.411		<u>48.164</u>		<u>55.773</u>			<u>2:32.348</u>	
3	50.361		51.096		59.826			2:41.283		7	47.057		50.150		56.428			2:33.635	
4	51.634		54.404		Pit In			3:07.801		8									

51 SANTOS-PETIZ							Alfa Romeo GTAm												
lap	Sect-1	Speed	Sect-2	Speed	Sect-3	Speed	TopSpeed	laptime	pit	lap	Sect-1	Speed	Sect-2	Speed	Sect-3	Speed	Topspeed	laptime	pit
1	Pit Out		50.274		1:01.290			2:44.974		4	44.862		48.672		54.174		176.5	2:27.708	
2	45.343		45.427		<u>52.070</u>		179.7	2:22.840		5	1:01.944		50.025		53.711		136.5	2:45.680	
3	<u>44.554</u>		<u>44.820</u>		52.828		<u>180.3</u>	<u>2:22.202</u>		6	46.021		45.979		Pit In		178.8	<u>2:33.839</u>	

52 SAUTTER-NEWALL							Jaguar E Type												
lap	Sect-1	Speed	Sect-2	Speed	Sect-3	Speed	TopSpeed	laptime	pit	lap	Sect-1	Speed	Sect-2	Speed	Sect-3	Speed	Topspeed	laptime	pit
1	Pit Out		54.421		58.946			2:43.082		9	39.565		40.356		49.844		215.1	<u>2:09.765</u>	
2	48.615		48.002		55.011		142.5	2:31.628		10	40.551		41.025		<u>49.415</u>		<u>216.9</u>	2:10.991	
3	43.514		44.801		52.578		180.6	2:20.893		11	39.963		<u>39.969</u>		54.142		215.1	2:14.074	
4	45.720		50.092		Pit In		169.3	2:51.535		12	43.798		44.021		50.174		162.4	2:17.993	
5	Pit Out		44.583		52.241			3:41.539		13	<u>39.177</u>		40.986		49.927		213.4	2:10.090	
6	43.047		43.752		52.145		200.4	2:18.944		14	39.964		41.868		50.108		215.1	2:11.940	
7	44.514		44.115		Pit In		179.4	2:31.336		15	39.423		40.923		50.708		216.4	2:11.054	
8	Pit Out		42.169		50.121			3:38.083		16	39.805		41.400		49.495		206.5	2:10.700	

55 Paul DANIELS							Porsche 911 2.8 RSR												
lap	Sect-1	Speed	Sect-2	Speed	Sect-3	Speed	TopSpeed	laptime	pit	lap	Sect-1	Speed	Sect-2	Speed	Sect-3	Speed	Topspeed	laptime	pit
1	Pit Out		55.336		1:03.376			2:49.762		9	44.622		45.081		55.595		202.6	2:25.298	



ALGARVE CLASSIC FESTIVAL 2024

Autódromo Internat

IBERIAN HISTORIC ENDURANCE

24 - 27 October 2024

Laps and Sector Times - QUALIFYING

Autodromo Internacional Algarve - 4652mtr.

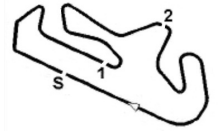
2	51.105	49.157	57.398	153.2	2:37.660	10	44.580	45.320	55.449	197.4	2:25.349
3	48.708	49.900	57.086	165.9	2:35.694	11	44.917	47.190	54.510	188.8	2:26.617
4	45.890	48.712	Pit In	177.6	2:46.680	12	45.517	<u>44.900</u>	Pit In	189.1	2:34.335
5	Pit Out	47.105	54.174		4:43.538	13	Pit Out	46.322	56.196		3:53.711
6	45.697	49.080	55.601	186.9	2:30.378	14	<u>43.935</u>	47.454	55.183	<u>206.1</u>	2:26.572
7	46.488	46.032	55.501	165.4	2:28.021	15	44.941				
8	45.621	45.825	56.870	180.6	2:28.316	16		46.178	<u>53.746</u>	173.4	<u>2:24.865</u>

57 Bart UITERWAAL											Ford Mustang								
lap	Sect-1	Speed	Sect-2	Speed	Sect-3	Speed	TopSpeed	laptime	pit	lap	Sect-1	Speed	Sect-2	Speed	Sect-3	Speed	Topspeed	laptime	pit
1	Pit Out		55.512		1:03.470			2:52.841		8	51.750		52.358		1:00.680		140.4	2:44.788	
2	51.470		50.059		1:00.380		152.5	2:41.909		9	50.761		50.657		1:00.565		157.7	2:41.983	
3	50.212		52.188		1:03.390		157.7	2:45.790		10	51.097		<u>49.226</u>		<u>59.227</u>		158.8	<u>2:39.550</u>	
4	53.702		52.974		1:04.161		146.3	2:50.837		11	50.190		51.374		1:01.813		162.4	2:43.377	
5	52.480		52.096		1:01.670		139.2	2:46.246		12	51.559		51.058		1:05.790		159.3	2:48.407	
6	51.780		51.337		1:00.691		161.2	2:43.808		13	52.698		51.549		59.360		157.4	2:43.607	
7	52.657		52.937		1:01.787		152.1	2:47.381		14	50.896		50.768		59.509		<u>165.6</u>	2:41.173	

70 KEARNEY-ARTON											Ford Capri Perana 5.6 V8 302								
lap	Sect-1	Speed	Sect-2	Speed	Sect-3	Speed	TopSpeed	laptime	pit	lap	Sect-1	Speed	Sect-2	Speed	Sect-3	Speed	Topspeed	laptime	pit
1	Pit Out		50.393		55.923			2:37.522		8	46.183		46.786		57.326		162.4	2:30.295	
2	46.337		50.147		54.063		165.4	2:30.547		9	45.510		49.139		55.056		193.2	2:29.705	
3	46.337		46.627		<u>53.440</u>		187.5	2:26.404		10	45.264		47.083		56.207		183.7	2:28.554	
4	<u>43.813</u>		<u>45.511</u>		53.611		<u>197.1</u>	<u>2:22.935</u>		11	45.015		47.425		55.731		172.5	2:28.171	
5	1:00.782		54.043		Pit In		123.6	3:01.435		12	47.593		46.655		54.253		163.4	2:28.501	
6	Pit Out		46.446		55.144			5:27.512		13	46.455		47.835		55.222		159.3	2:29.512	
7	44.390		46.042		55.616		181.5	2:26.048		14	45.710		47.405		Pit In		168.2	2:41.509	

71 DE NOAILLES-VON BERG											MGB								
lap	Sect-1	Speed	Sect-2	Speed	Sect-3	Speed	TopSpeed	laptime	pit	lap	Sect-1	Speed	Sect-2	Speed	Sect-3	Speed	Topspeed	laptime	pit
1	Pit Out		51.562		58.959			2:37.981		8	<u>47.075</u>		48.214		Pit In		172.2	2:43.976	
2	49.588		49.663		58.087		158.6	2:37.338		9	Pit Out		58.109		1:04.076			5:12.799	
3	48.850		48.111		57.913		161.9	2:34.874		10	53.930		53.631		1:00.823		142.7	2:48.384	
4	58.244		48.357		56.695		120.0	2:43.296		11	51.345		51.097		1:01.542		164.4	2:43.984	
5	51.350		48.584		55.118		158.6	2:35.052		12	52.021		50.889		59.090		152.1	2:42.000	
6	49.531		<u>47.840</u>		55.063		170.6	2:32.434		13	49.988			50.138	57.889		168.0	2:38.015	
7	47.768		48.216		<u>55.020</u>		<u>172.8</u>	<u>2:31.004</u>		14									

73 BETHENCOURT-PINTO											Chevrolet Corvette C3								
lap	Sect-1	Speed	Sect-2	Speed	Sect-3	Speed	TopSpeed	laptime	pit	lap	Sect-1	Speed	Sect-2	Speed	Sect-3	Speed	Topspeed	laptime	pit
1	Pit Out		47.152		55.396			2:28.883		9	39.467		<u>41.370</u>		50.292		227.8	2:11.129 D	
2	44.715		46.627		53.271		182.4	2:24.613		10	39.825		41.531		48.681		221.3	<u>2:10.037</u>	
3	43.252		44.901		54.004		187.8	2:22.157		11	41.962		42.749		49.621		207.7	2:14.332	
4	44.178		45.426		Pit In		175.3	2:32.933		12	39.740		41.974		49.613		233.3	2:11.327	
5	Pit Out		44.895		50.517			5:58.662		13	<u>39.267</u>		43.541		<u>48.616</u>		234.8	2:11.424	
6	44.674		45.552		49.239		183.7	2:19.465		14	39.561		45.362		49.521		<u>240.5</u>	2:14.444	
7	41.296		42.632		49.069		216.4	2:12.997		15	40.304		41.856		49.290		200.4	2:11.450	
8	41.150		43.092		48.720		217.7	2:12.962		16	40.257		43.900		49.487		213.9	2:13.644	



ALGARVE CLASSIC FESTIVAL 2024

Autódromo Internat

IBERIAN HISTORIC ENDURANCE

24 - 27 October 2024

Laps and Sector Times - QUALIFYING

Autodromo Internacional Algarve - 4652mtr.

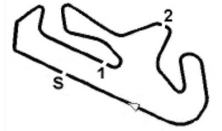
75 BRIZIDO-CARDOSO										Porsche 911 3.0 RS									
lap	Sect-1	Speed	Sect-2	Speed	Sect-3	Speed	TopSpeed	laptime	pit	lap	Sect-1	Speed	Sect-2	Speed	Sect-3	Speed	Topspeed	laptime	pit
1	Pit Out		49.253		54.087			2:34.342		9	39.983		42.768		49.002		219.5	2:11.753	
2	46.064		46.829		54.439		202.2	2:27.332		10	42.364		45.840		Pit In		194.9	2:28.316	
3	42.272		42.188		50.778		204.2	2:15.238		11	Pit Out		44.458		50.921			4:33.678	
4	42.911		42.160		51.252		201.1	2:16.323		12	40.132		43.780		49.706		218.6	2:13.618	
5	48.549		55.960		Pit In		194.9	2:54.145		13	40.663		41.910		50.621		213.0	2:13.194	
6	Pit Out		42.902		50.382			6:36.048		14	<u>39.337</u>		<u>41.143</u>		49.269		<u>225.5</u>	<u>2:09.749</u>	
7	40.109		42.196		49.392		217.3	2:11.697		15	42.015				<u>48.725</u>		196.4	2:12.085	
8	40.520		42.089		50.103		222.2	2:12.712		16									

83 DUARTE-JESUS										Porsche 911 RS 3.0									
lap	Sect-1	Speed	Sect-2	Speed	Sect-3	Speed	TopSpeed	laptime	pit	lap	Sect-1	Speed	Sect-2	Speed	Sect-3	Speed	Topspeed	laptime	pit
1	Pit Out		49.189		53.651			2:31.752		9	41.004		<u>41.548</u>		49.386		206.9	<u>2:11.938</u>	
2	46.234		47.050		52.415		178.2	2:25.699		10	40.861		43.606		51.061		200.0	2:15.528	
3	41.740		42.446		50.060		203.8	2:14.246		11	41.668		42.213		50.490		198.2	2:14.371	
4	42.302		42.751		50.320		204.2	2:15.373		12	41.302		42.363		49.607		205.7	2:13.272	
5	41.785		51.915		1:03.059		208.9	2:36.759		13	42.845		42.696		50.096		191.2	2:15.637	
6	41.862		42.444		50.279		204.2	2:14.585		14	44.246		43.431		50.021		193.2	2:17.698	
7	43.535		43.594		Pit In		205.3	2:24.958		15	42.224		43.146		49.843		206.5	2:15.213	
8	Pit Out		42.391		<u>49.289</u>			<u>6:12.305</u>		16	<u>40.759</u>		41.922		50.176		<u>213.4</u>	2:12.857	

90 CRUZ-NOGUEIRA										Jaguar E-Type									
lap	Sect-1	Speed	Sect-2	Speed	Sect-3	Speed	TopSpeed	laptime	pit	lap	Sect-1	Speed	Sect-2	Speed	Sect-3	Speed	Topspeed	laptime	pit
1	Pit Out		49.229		54.029			2:31.082		9	42.063		43.126		51.348		206.9	2:16.537	
2	44.056		46.428		51.642		197.4	2:22.126		10	47.870		46.768		Pit In		193.9	2:41.265	
3	42.462		<u>42.286</u>		50.843		206.9	2:15.591		11	Pit Out		52.502		57.748			5:31.061 D	
4	41.919		42.744		50.720		210.1	<u>2:15.383</u>		12	42.662		45.031		54.538		191.5	2:22.231	
5	44.168		53.172		1:00.303		204.9	2:37.643		13	42.810		43.540		51.280		201.5	2:17.630	
6	42.227		43.296		<u>50.579</u>		204.5	2:16.102		14	43.923		43.907		51.289		201.1	2:19.119	
7	<u>41.876</u>		43.366		52.008		<u>213.0</u>	2:17.250		15	43.698		44.269		53.048		210.5	2:21.015	
8	42.381		42.919		51.101		197.1	2:16.401		16	1:04.421		44.281		52.970		206.1	2:41.672	

96 Maarten FOKKE										Shelby Mustang GT350									
lap	Sect-1	Speed	Sect-2	Speed	Sect-3	Speed	TopSpeed	laptime	pit	lap	Sect-1	Speed	Sect-2	Speed	Sect-3	Speed	Topspeed	laptime	pit
1	Pit Out		50.225		56.432			2:34.076		5	1:09.811		52.275		52.786		83.9	2:54.872	
2	47.223		49.771		55.565		156.5	2:32.559		6	<u>44.548</u>		<u>45.692</u>		<u>52.668</u>		180.6	<u>2:22.908</u>	
3	47.407		48.908		55.527		142.1	2:31.842		7	45.986		48.322		Pit In		<u>184.3</u>	2:47.586	
4	47.934		47.646		55.825		157.4	2:31.405		8									

120 LOPEZ-FUSTER										Porsche 911 3.0 RS									
lap	Sect-1	Speed	Sect-2	Speed	Sect-3	Speed	TopSpeed	laptime	pit	lap	Sect-1	Speed	Sect-2	Speed	Sect-3	Speed	Topspeed	laptime	pit
1	Pit Out		49.291		1:00.516			2:39.722		9	42.339		42.265		49.325		203.4	2:13.929	
2	42.823		43.611		51.157		195.3	2:17.591		10	41.677		42.579		49.124		195.3	2:13.380	
3	41.429		42.314		50.527		199.6	2:14.270		11	41.768		43.513		49.315		203.0	2:14.596	
4	41.613		<u>41.862</u>		50.568		203.4	2:14.043		12	41.542		44.714		50.259		<u>206.9</u>	2:16.515	
5	57.595		54.469		Pit In		174.5	2:55.760		13	42.777		42.381		49.888		180.0	2:15.046	
6	Pit Out		44.266		51.024			4:55.501		14	41.412		45.010		48.870		203.4	2:15.292	
7	42.364		43.249		50.526		194.2	2:16.139		15	<u>41.013</u>				<u>48.686</u>		206.1	<u>2:12.060</u>	
8	41.795		42.414		49.611		206.1	2:13.820		16									


ALGARVE CLASSIC FESTIVAL 2024

Autódromo Internat

IBERIAN HISTORIC ENDURANCE

24 - 27 October 2024

Laps and Sector Times - QUALIFYING

Autodromo Internacional Algarve - 4652mtr.

153 Manuel DE LA TORRE								Porsche 914/6											
lap	Sect-1	Speed	Sect-2	Speed	Sect-3	Speed	TopSpeed	laptime	pit	lap	Sect-1	Speed	Sect-2	Speed	Sect-3	Speed	Topspeed	laptime	pit
1	Pit Out		56.754		1:04.648			2:56.189		7	47.115		49.612		54.898		187.2	2:31.625	
2	52.819		51.568		1:00.213		149.4	2:44.600		8	47.434		48.367		55.348		188.8	2:31.149	
3	53.332		53.100		1:01.251		162.7	2:47.683		9	47.920		<u>46.788</u>		<u>54.781</u>		169.3	2:29.489	
4	12:15.601		47.962		55.975		141.4	13:59.538		10	47.328		48.253		54.859		<u>191.2</u>	2:30.440	
5	<u>45.905</u>		47.183		55.621		189.5	<u>2:28.709</u>		11	53.495		51.327		55.740		185.2	2:40.562	
6	47.001		47.375		55.150		187.8	2:29.526		12									

160 Pedro REZENDE								De Tomaso Pantera											
lap	Sect-1	Speed	Sect-2	Speed	Sect-3	Speed	TopSpeed	laptime	pit	lap	Sect-1	Speed	Sect-2	Speed	Sect-3	Speed	Topspeed	laptime	pit
1	Pit Out		49.668		55.284			2:33.145		8	40.001		40.635		48.693		191.2	2:09.329	
2	46.048		43.501		Pit In		176.2	2:33.216		9	40.146		41.176		48.550		199.3	2:09.872	
3	Pit Out		50.563		51.948			5:14.896		10	47.067		42.974		51.167		191.5	2:21.208	
4	40.341		40.890		51.451		225.9	2:12.682		11	40.505		<u>39.750</u>		48.947		226.4	2:09.202	
5	41.246		41.855		50.056		197.8	2:13.157		12	44.089		48.985		1:02.473		227.8	2:35.547	
6	40.508		40.709		49.145		211.8	2:10.362		13	49.832		51.182		54.638		146.7	2:35.652	
7	40.556		41.973		48.268		189.1	2:10.797		14	<u>38.468</u>		40.283		<u>48.175</u>		<u>240.5</u>	<u>2:06.926</u>	

166 Raif HUBER								Shelby GT350											
lap	Sect-1	Speed	Sect-2	Speed	Sect-3	Speed	TopSpeed	laptime	pit	lap	Sect-1	Speed	Sect-2	Speed	Sect-3	Speed	Topspeed	laptime	pit
1	Pit Out		50.963		59.099			2:40.142		6	<u>47.607</u>		48.886		56.009		<u>172.2</u>	2:32.502	
2	50.538		50.982		57.213		126.0	2:38.733		7	48.628		47.281		55.407		150.4	2:31.316	
3	49.238		48.139		Pit In		143.8	2:50.713		8	47.617		<u>46.593</u>		54.563		157.0	<u>2:28.773</u>	
4	Pit Out		47.830		55.661			4:58.687		9	49.010		51.107		Pit In		156.1	2:59.379	
5	49.744		48.673		<u>54.462</u>		157.0	2:32.879		10									

167 João NEVES								Datsun 1200											
lap	Sect-1	Speed	Sect-2	Speed	Sect-3	Speed	TopSpeed	laptime	pit	lap	Sect-1	Speed	Sect-2	Speed	Sect-3	Speed	Topspeed	laptime	pit
1	Pit Out		54.398		1:00.904			2:49.732		8	46.102		46.703		54.642			2:27.447	
2	49.265		47.798		55.938			2:33.001		9	6:30.403		48.398		55.090			8:13.891	
3	46.765		47.281		56.069			2:30.115		10	45.886		46.970		<u>54.316</u>			<u>2:27.172</u>	
4	1:04.640		52.723		56.523			2:53.886		11	46.378		<u>46.565</u>		54.358			2:27.301	
5	46.049		47.756		55.124			2:28.929		12	50.995		47.735		57.309			2:36.039	
6	<u>45.882</u>		47.248		55.531			2:28.661		13	49.288		48.980		56.766			2:35.034	
7	46.912		47.172		54.516			2:28.600		14									

168 Christian OLDENDORFF								Ford GT40											
lap	Sect-1	Speed	Sect-2	Speed	Sect-3	Speed	TopSpeed	laptime	pit	lap	Sect-1	Speed	Sect-2	Speed	Sect-3	Speed	Topspeed	laptime	pit
1	Pit Out		57.765		1:08.996			2:56.639		7	42.297		43.260		48.888		208.5	2:14.445	
2	56.137		54.265		Pit In		159.1	2:59.959		8	41.865		41.347		Pit In		182.7	2:22.753	
3	Pit Out		44.362		50.168			4:34.219		9	Pit Out		41.790		49.905			4:08.139	
4	41.069		41.802		48.829		206.5	2:11.700		10	<u>38.836</u>		<u>40.172</u>		<u>48.704</u>		<u>226.9</u>	<u>2:07.712</u>	
5	39.211		41.472		50.640		205.3	2:11.323		11	40.430		43.154		Pit In		215.6	2:23.243	
6	40.043		41.850		49.054		212.6	2:10.947		12									

172 VAN PUTTEN-CAMPAGNE								Shelby Mustang GT350											
lap	Sect-1	Speed	Sect-2	Speed	Sect-3	Speed	TopSpeed	laptime	pit	lap	Sect-1	Speed	Sect-2	Speed	Sect-3	Speed	Topspeed	laptime	pit
1	Pit Out		52.012		58.318			2:38.826		8	45.871		47.720		54.237		182.4	2:27.828	
2	45.090		46.083		56.281		175.3	2:27.454		9	45.713		46.412		53.815		181.5	2:25.940	
3	44.092		43.331		<u>52.147</u>		<u>204.2</u>	2:19.570		10	46.524		48.373		53.506		191.2	2:28.403	
4	<u>42.946</u>		<u>42.901</u>		52.231		185.9	<u>2:18.078</u>		11	46.488		47.089		54.324		182.7	2:27.901	



ALGARVE CLASSIC FESTIVAL 2024

Autódromo Internat

IBERIAN HISTORIC ENDURANCE

24 - 27 October 2024

Laps and Sector Times - QUALIFYING

Autodromo Internacional Algarve - 4652mtr.

5	56.038	54.823	Pit In	171.2	2:58.574	12	45.429	46.128	53.316	176.5	2:24.873
6	Pit Out	48.164	54.415		6:52.169	13	44.685	45.392	53.667	178.2	2:23.744
7	47.837	46.401	53.023	145.6	2:27.261	14	45.761	46.696	52.314	171.7	2:24.771

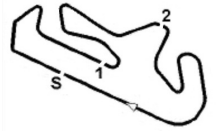
174 ORTEGA-ALONSO										Porsche 2.5 ST									
lap	Sect-1	Speed	Sect-2	Speed	Sect-3	Speed	TopSpeed	laptime	pit	lap	Sect-1	Speed	Sect-2	Speed	Sect-3	Speed	Topspeed	laptime	pit
1	Pit Out		49.281		58.427			2:33.284		9	52.023		52.568		Pit In		169.5	2:55.520	
2	46.951		48.389		Pit In		156.3	2:43.430		10	Pit Out		49.827		58.160			4:35.931	
3	Pit Out		47.031		55.163			3:38.388		11	47.826		46.208		55.788		162.4	2:29.822	
4	46.792		48.592		1:04.903		155.2	2:40.287		12	45.403		45.602		56.759		167.7	2:27.764	
5	48.381		45.505		54.981		177.6	2:28.867		13	48.898		49.020		57.025		189.5	2:34.943	
6	45.401		45.151		56.076		<u>193.5</u>	2:26.628		14	44.922		45.836		56.679		178.2	2:27.437	
7	46.035		47.748		<u>53.936</u>		191.2	2:27.719		15	47.380		47.443		55.582		154.1	2:30.405	
8	<u>44.573</u>		<u>44.696</u>		53.940		190.8	<u>2:23.209</u>		16									

194 SILVA-SILVA										Ford Cortina Lotus									
lap	Sect-1	Speed	Sect-2	Speed	Sect-3	Speed	TopSpeed	laptime	pit	lap	Sect-1	Speed	Sect-2	Speed	Sect-3	Speed	Topspeed	laptime	pit
1	Pit Out		55.907		Pit In			4:09.697		8	42.593		43.580		51.336		193.5	<u>2:17.509</u>	
2	Pit Out		48.274		58.253			5:24.962		9	43.587		43.069		53.603		194.9	2:20.259	
3	50.043		55.839		58.007		184.0	2:43.889		10	42.948		<u>42.751</u>		52.311		196.7	2:18.010	
4	45.468		48.794		55.072		188.5	2:29.334		11	<u>42.334</u>		44.700		51.174		196.0	2:18.208	
5	45.581		47.051		53.835		189.1	2:26.467		12	44.075		45.855		<u>50.996</u>		194.9	2:20.926	
6	45.843		46.938		Pit In		<u>200.4</u>	2:38.980		13	42.870		42.963		51.835		194.2	2:17.668	
7	Pit Out		47.541		51.907			4:51.702		14	44.725		43.203		52.950		200.0	2:20.878	

207 MATOS-MATOS										Porsche 914/6 GT									
lap	Sect-1	Speed	Sect-2	Speed	Sect-3	Speed	TopSpeed	laptime	pit	lap	Sect-1	Speed	Sect-2	Speed	Sect-3	Speed	Topspeed	laptime	pit
1	Pit Out		51.419		59.365			2:42.641		8	46.285		46.869		Pit In		180.0	2:40.281	
2	49.216		45.869		54.034		175.6	2:29.119		9	Pit Out		46.651		54.583			4:13.622	
3	50.772		47.077		53.225		191.8	2:31.074		10	45.095		<u>45.012</u>		53.960		190.5	2:24.067	
4	46.038		46.134		53.647		188.2	2:25.819		11	45.050		45.427		<u>52.519</u>		188.2	<u>2:22.996</u>	
5	48.051		45.801		55.666		167.4	2:29.518		12	<u>44.644</u>		46.271		Pit In		<u>194.2</u>	2:41.428	
6	46.169		45.235		52.900		189.5	2:24.304		13	Pit Out		54.131		Pit In			4:23.039	
7	45.891		45.544		53.145		189.1	2:24.580		14									

220 Paulo ROMPANTE										Alfa Romeo Ti Super									
lap	Sect-1	Speed	Sect-2	Speed	Sect-3	Speed	TopSpeed	laptime	pit	lap	Sect-1	Speed	Sect-2	Speed	Sect-3	Speed	Topspeed	laptime	pit
1	Pit Out		54.517		58.004			2:52.233		9	44.496		45.495		52.941		188.2	2:22.932	
2	51.457		47.353		54.748		131.1	2:33.558		10	43.999		45.025		52.458		188.2	<u>2:21.482</u>	
3	47.514		46.499		55.727		153.6	2:29.740		11	44.330		45.902		52.280		184.6	2:22.512	
4	45.155		47.117		1:02.951		163.6	2:35.223		12	<u>43.798</u>		44.768		53.241		187.8	2:21.807	
5	44.954		45.440		54.261		179.1	2:24.655		13	48.001		50.463		56.280		185.2	2:34.744	
6	46.302		46.862		54.121		177.6	2:27.285		14	45.028		45.802		52.436		184.3	2:23.266	
7	45.527		54.954		54.363		<u>190.5</u>	2:34.844		15	44.423		<u>44.738</u>		Pit In		187.5	3:22.965	
8	45.461		46.209		<u>52.188</u>		184.6	2:23.858		16									

221 VELEZ-GRILLO-VELEZ-GRILLO										BMW 1800 TiSA									
lap	Sect-1	Speed	Sect-2	Speed	Sect-3	Speed	TopSpeed	laptime	pit	lap	Sect-1	Speed	Sect-2	Speed	Sect-3	Speed	Topspeed	laptime	pit
1	Pit Out				1:02.580			2:45.445		5	Pit Out		50.170		58.693			4:03.815	
2	51.013		51.553		<u>58.302</u>			2:40.868		6	48.939		<u>50.162</u>		59.686			<u>2:38.787</u>	
3	50.582		51.557		59.939			2:42.078		7	<u>48.704</u>		51.035		Pit In			2:51.646	
4	52.276		53.075		Pit In			3:05.189		8									



ALGARVE CLASSIC FESTIVAL 2024

Autódromo Internat

IBERIAN HISTORIC ENDURANCE
Laps and Sector Times - QUALIFYING

24 - 27 October 2024
Autodromo Internacional Algarve - 4652mtr.

223 CARVALHO-SIMÕES										BMW 2002									
lap	Sect-1	Speed	Sect-2	Speed	Sect-3	Speed	TopSpeed	laptime	pit	lap	Sect-1	Speed	Sect-2	Speed	Sect-3	Speed	Topspeed	laptime	pit
1	Pit Out		47.572		57.624			2:32.791		9	45.139		45.995		53.479		176.5	2:24.613	
2	46.343		48.276		54.188		172.2	2:28.807		10	46.565		45.961		52.752		178.5	2:25.278	
3	46.347		48.180		54.386		174.8	2:28.913		11	45.415		45.817		52.800		171.4	2:24.032	
4	46.577		49.211		Pit In		171.4	2:50.667		12	45.045		46.560		53.893		178.2	2:25.498	
5	Pit Out		46.473		53.804			3:01.617		13	45.573		45.919		53.004		178.5	2:24.496	
6	45.468		46.750		53.928		175.0	2:26.146		14	44.887		<u>45.793</u>		<u>52.660</u>		178.8	2:23.340	
7	46.194		46.992		1:13.121		178.8	2:46.307		15	45.703		47.173		53.276		177.6	2:26.152	
8	45.324		46.099		53.101		173.9	2:24.524		16	<u>44.295</u>		46.233		52.768		<u>182.4</u>	<u>2:23.296</u>	

225 MARQUES-CASTRO										Datsun 1200									
lap	Sect-1	Speed	Sect-2	Speed	Sect-3	Speed	TopSpeed	laptime	pit	lap	Sect-1	Speed	Sect-2	Speed	Sect-3	Speed	Topspeed	laptime	pit
1	Pit Out		59.917		1:03.841			2:59.982		8	56.117		51.773		1:00.392			2:48.282	
2	1:00.220		52.780		1:00.838			2:53.838		9	50.368		51.052		58.919			2:40.339	
3	51.686		51.686		57.825			2:41.197		10	52.483		<u>49.096</u>		Pit In			2:50.005	
4	51.537		53.988		1:04.615			2:50.140		11	Pit Out		49.652		57.352			4:26.949	
5	50.882		50.694		57.986			2:39.562		12	49.916		49.997		<u>55.958</u>			2:35.871	
6	50.459		50.745		56.038			2:37.242		13	<u>48.204</u>		49.525		56.206			<u>2:33.935</u>	
7	49.346		50.412		1:36.085			3:15.843		14	48.311		49.602		56.495			2:34.408	

236 Eduardo COSTA										Jaguar E Type									
lap	Sect-1	Speed	Sect-2	Speed	Sect-3	Speed	TopSpeed	laptime	pit	lap	Sect-1	Speed	Sect-2	Speed	Sect-3	Speed	Topspeed	laptime	pit
1	Pit Out				56.202			2:36.696		10	<u>43.660</u>		45.937		55.385			2:24.982	
2	47.431		48.860		55.607			2:31.898		11	44.859		45.968		56.818			2:27.645	
3	46.482		47.012		58.542			2:32.036		12	43.751		45.872		54.268			2:23.891	
4	46.483		47.070		55.739			2:29.292		13	43.919		46.204		53.877			2:24.000	
5	55.533		55.470		56.489			2:47.492		14	44.458		45.509		<u>53.584</u>			<u>2:23.551</u>	
6	44.770		46.441		55.812			2:27.023		15	43.767		46.830		55.383			2:25.980	
7	44.126		46.143		55.397			2:25.666		16	44.185		<u>45.360</u>		55.120			2:24.665	
8	46.341		46.249		55.978			2:28.568		17	45.561				53.985			2:25.586	
9	44.714		46.207		54.252			2:25.173		18			46.040						

245 STAMP-MONROY										Porsche 904/6									
lap	Sect-1	Speed	Sect-2	Speed	Sect-3	Speed	TopSpeed	laptime	pit	lap	Sect-1	Speed	Sect-2	Speed	Sect-3	Speed	Topspeed	laptime	pit
1	Pit Out		49.731		54.441			2:32.475		9	43.920		51.033		52.218		<u>209.7</u>	2:27.171	
2	47.559		45.321		51.560		178.8	2:24.440		10	42.948		46.554		Pit In		208.5	2:31.511	
3	43.506		44.373		51.083		198.2	2:18.962		11	Pit Out		53.866		59.782			4:40.695	
4	42.589		43.955		51.772		207.7	2:18.316		12	50.664		52.577		1:00.009		173.6	2:43.250	
5	1:07.533		49.404		Pit In		88.2	2:57.913		13	49.823		51.448		57.609		177.0	2:38.880	
6	Pit Out		43.088		52.267			3:23.279		14	49.396		50.684		57.942		181.2	2:38.022	
7	42.735		<u>42.877</u>		<u>50.256</u>		209.3	2:15.868		15	50.005				57.868		171.2	2:37.559	
8	<u>41.422</u>		43.885		50.370		207.7	<u>2:15.677</u>		16									

255 Carlos OLIVEIRA										Lotus Elan 26R									
lap	Sect-1	Speed	Sect-2	Speed	Sect-3	Speed	TopSpeed	laptime	pit	lap	Sect-1	Speed	Sect-2	Speed	Sect-3	Speed	Topspeed	laptime	pit
1	Pit Out		1:00.293		59.145			2:47.815		9	44.638		44.832		53.330		191.5	2:22.800	
2	50.420		48.423		56.581		162.2	2:35.424		10	45.202		44.021		52.964		183.4	2:22.187	
3	46.483		45.814		55.137		161.9	2:27.434		11	43.773		45.629		<u>52.395</u>		194.9	2:21.797	
4	46.436		52.567		Pit In		168.0	2:55.320		12	42.840		43.957		53.214		192.5	2:20.011	
5	Pit Out		46.336		55.329			4:57.252		13	43.591		43.827		54.603		184.0	2:22.021	



ALGARVE CLASSIC FESTIVAL 2024

Autódromo Internat

IBERIAN HISTORIC ENDURANCE

24 - 27 October 2024

Laps and Sector Times - QUALIFYING

Autodromo Internacional Algarve - 4652mtr.

6	45.681	46.465	54.034	171.7	2:26.180	14	44.815	<u>43.478</u>	52.870	<u>200.0</u>	2:21.163
7	46.954	45.781	53.555	176.8	2:26.290	15	<u>42.437</u>	44.231	52.561	199.6	<u>2:19.229</u>
8	43.839	45.145	53.295	194.6	2:22.279	16					

258 BOEL-BOEL										Iso Grifo A3/C									
lap	Sect-1	Speed	Sect-2	Speed	Sect-3	Speed	TopSpeed	laptime	pit	lap	Sect-1	Speed	Sect-2	Speed	Sect-3	Speed	Topspeed	laptime	pit
1	Pit Out		53.342		1:01.600			2:45.549		8	44.732		46.985		55.445			2:27.162	
2	46.243		47.436		55.381			2:29.060		9	45.785		47.523		55.573			2:28.881	
3	45.509		46.329		56.050		<u>167.4</u>	2:27.888		10	45.151		47.516		55.399			2:28.066	
4	52.643		54.006		Pit In		130.0	3:02.537		11	44.695		46.176		55.279			<u>2:26.150</u>	
5	Pit Out		51.186		58.588			4:47.981		12	46.629		<u>45.783</u>		<u>53.888</u>			2:26.300	
6	49.018		50.924		57.358			2:37.300		13	46.604		46.444		56.017			2:29.065	
7	48.670		47.948		54.837			2:31.455		14	<u>44.150</u>		46.834		Pit In			<u>2:35.427</u>	

273 Laurent JASPERS										Jaguar E-Type 63									
lap	Sect-1	Speed	Sect-2	Speed	Sect-3	Speed	TopSpeed	laptime	pit	lap	Sect-1	Speed	Sect-2	Speed	Sect-3	Speed	Topspeed	laptime	pit
1	Pit Out		48.559		52.276			2:29.130		10	Pit Out		42.468		50.076			3:05.414	
2	43.691		43.126		50.560		166.9	2:17.377		11	43.994		42.831		50.128		186.5	2:16.953	
3	42.964		43.155		50.175		181.5	2:16.294		12	40.916		42.776		49.930		<u>215.6</u>	2:13.622	
4	42.519		43.495		52.849		187.2	2:18.863		13	41.696		42.502		49.522		181.8	2:13.720	
5	42.710		49.970		1:03.380		181.5	2:36.060		14	41.526		41.411		50.171		211.4	2:13.108	
6	44.864		43.696		51.592		180.0	2:20.152		15	40.978		54.579		51.564		202.6	2:27.121	
7	41.653		43.216		50.557		197.8	2:15.426		16	<u>40.171</u>		41.059		<u>48.782</u>		214.7	<u>2:10.012</u>	
8	41.102		42.005		49.583		202.6	2:12.690		17	40.687		<u>40.569</u>		49.259		210.1	2:10.515	
9	43.534		46.330		Pit In		191.2	<u>2:32.142</u>		18									

310 Bert METS										Morris Mini Cooper S									
lap	Sect-1	Speed	Sect-2	Speed	Sect-3	Speed	TopSpeed	laptime	pit	lap	Sect-1	Speed	Sect-2	Speed	Sect-3	Speed	Topspeed	laptime	pit
1	Pit Out		55.950		1:03.616			2:52.492		7	46.736		49.877		54.981		163.6	2:31.594	
2	56.101		52.584		Pit In		105.0	2:57.617		8	<u>45.872</u>		<u>46.365</u>		54.704		174.8	<u>2:26.941</u>	
3	Pit Out		49.387		57.748			4:31.244		9	46.983		49.223		Pit In		168.5	2:43.998	
4	1:08.827		50.591		58.939		84.0	2:58.357		10	Pit Out		47.999		56.973			5:19.752	
5	48.877		49.540		55.688		172.0	2:34.105		11	47.847		<u>50.468</u>		Pit In		148.8	2:45.765	
6	47.854		47.693		<u>54.568</u>		<u>176.8</u>	2:30.115		12									

327 NUNES-DAL MASO-CARVALHOSA										Porsche 911 SWB									
lap	Sect-1	Speed	Sect-2	Speed	Sect-3	Speed	TopSpeed	laptime	pit	lap	Sect-1	Speed	Sect-2	Speed	Sect-3	Speed	Topspeed	laptime	pit
1	Pit Out		53.184		59.843			2:46.896		8	45.361		46.217		54.100		185.6	2:25.678	
2	50.395		49.061		Pit In		155.6	2:44.228		9	44.644		45.646		53.117		188.5	2:23.407	
3	Pit Out		49.407		56.471			3:43.531		10	44.501		45.632		<u>52.617</u>		189.1	2:22.750	
4	58.658		56.162		54.897		176.2	2:49.717		11	<u>44.376</u>		<u>45.017</u>		53.215		187.8	<u>2:22.608</u>	
5	45.498		46.432		53.887		181.5	2:25.817		12	44.665		48.786		54.390		188.8	2:27.841	
6	46.300		46.416		54.312		187.5	2:27.028		13	44.590		46.207		54.926		<u>190.5</u>	2:25.723	
7	45.390		46.253		54.035		183.4	2:25.678		14	45.330		46.575		56.760		188.2	2:28.665	

337 DAL MASO-CARVALHOSA-DAL MASO										Porsche 911 2.5 ST									
lap	Sect-1	Speed	Sect-2	Speed	Sect-3	Speed	TopSpeed	laptime	pit	lap	Sect-1	Speed	Sect-2	Speed	Sect-3	Speed	Topspeed	laptime	pit
1	Pit Out		53.076		1:01.391			2:48.203		8	45.103		44.117		52.436		189.8	2:21.656	
2	49.341		44.859		59.326		150.6	2:33.526		9	43.098		43.763		52.408		204.5	2:19.269	
3	45.111		45.118		53.052		180.3	2:23.281		10	42.504		43.455		52.317		201.5	2:18.276	
4	44.235		43.584		52.459		183.7	2:20.278		11	44.593		44.792		Pit In		180.3	2:36.249	
5	53.627		44.521		Pit In		139.2	<u>2:38.621</u>		12	Pit Out		49.861		54.895			4:05.826	



ALGARVE CLASSIC FESTIVAL 2024

Autódromo Internat

IBERIAN HISTORIC ENDURANCE

24 - 27 October 2024

Laps and Sector Times - QUALIFYING

Autodromo Internacional Algarve - 4652mtr.

6	Pit Out	44.326	52.808	3:36.431	13	42.271	42.937	52.504	206.5	2:17.712	
7	42.781	43.077	<u>51.610</u>	193.2	2:17.468	14	<u>42.110</u>	<u>42.261</u>	51.866	<u>207.3</u>	<u>2:16.237</u>

366 Guillaume HUBER										Ford Mustang									
lap	Sect-1	Speed	Sect-2	Speed	Sect-3	Speed	TopSpeed	laptime	pit	lap	Sect-1	Speed	Sect-2	Speed	Sect-3	Speed	Topspeed	laptime	pit
1	Pit Out		46.143		55.918			2:29.190		4	45.474		45.869		<u>53.852</u>		<u>203.4</u>	2:25.195	
2	45.275		46.729		54.298		196.4	2:26.302		5	46.256		48.966		55.023		192.2	2:30.245	
3	44.786		<u>44.799</u>		54.399		198.2	<u>2:23.984</u>		6	46.282		45.911		54.982		196.0	2:27.175	

525 POÇAS-SANTOS										Porsche 924									
lap	Sect-1	Speed	Sect-2	Speed	Sect-3	Speed	TopSpeed	laptime	pit	lap	Sect-1	Speed	Sect-2	Speed	Sect-3	Speed	Topspeed	laptime	pit
1	Pit Out		54.699		1:00.428			2:48.083		8	45.518		49.481		Pit In		177.6	2:45.088	
2	47.822		47.932		55.031		158.1	2:30.785		9	Pit Out		46.260		52.874			4:28.782	
3	46.908		47.400		53.708		184.9	2:28.016		10	44.511		44.819		52.608		190.5	2:21.938	
4	45.669		45.545		Pit In		182.4	2:34.214		11	44.162		45.903		55.065		191.5	2:25.130	
5	Pit Out		47.276		54.413			5:05.865		12	44.103		44.694		54.793		188.2	2:23.590	
6	44.479		46.547		53.803		187.8	2:24.829		13	<u>43.797</u>		44.014		53.759		<u>192.5</u>	2:21.570	
7	44.339		47.666		53.537		186.2	2:25.542		14	44.247		<u>44.003</u>		<u>52.424</u>		187.2	<u>2:20.674</u>	