



Russia Championship Motoring Stage 3 Igora Drive


TrackDay

14 - 16 July 2023

Laps and Sector Times - Heat 8 - Group 2

- 5183 mtr.

1													
lap	Sect-1	Sect-2	Sect-3	Sect-4	TopSpeed	Laptime	lap	Sect-1	Sect-2	Sect-3	Sect-4	Topspeed	Laptime
1	Pit Out	31.426	31.157	29.306		2:28.552	3	<u>42.598</u>	<u>31.383</u>	30.522	31.156	<u>237.5</u>	2:15.659
2	44.700	31.660	<u>30.005</u>	<u>27.867</u>	233.1	<u>2:14.232</u>	4						
3													
lap	Sect-1	Sect-2	Sect-3	Sect-4	TopSpeed	Laptime	lap	Sect-1	Sect-2	Sect-3	Sect-4	Topspeed	Laptime
1	Pit Out	31.872	30.335	28.148		2:23.411	3	43.912	31.455	<u>30.274</u>	<u>26.309</u>	251.7	<u>2:11.950</u>
2	43.349	32.263	31.270	27.034	277.5	2:13.916	4						
4													
lap	Sect-1	Sect-2	Sect-3	Sect-4	TopSpeed	Laptime	lap	Sect-1	Sect-2	Sect-3	Sect-4	Topspeed	Laptime
1	Pit Out	30.632	<u>29.549</u>	<u>28.201</u>		2:27.122	3	42.964	<u>30.181</u>	30.885	27.622	248.3	<u>2:11.652</u>
2	42.590	31.545	30.910	27.957	250.0	2:13.002	4						
5													
lap	Sect-1	Sect-2	Sect-3	Sect-4	TopSpeed	Laptime	lap	Sect-1	Sect-2	Sect-3	Sect-4	Topspeed	Laptime
1	Pit Out	32.386	31.176	27.382		2:25.932	3	42.774	31.566	30.458	26.697	<u>276.5</u>	2:11.495
2	<u>42.436</u>	<u>31.433</u>	<u>29.920</u>	<u>27.633</u>	273.4	<u>2:11.422</u>	4						
8													
lap	Sect-1	Sect-2	Sect-3	Sect-4	TopSpeed	Laptime	lap	Sect-1	Sect-2	Sect-3	Sect-4	Topspeed	Laptime
1	Pit Out	33.394	32.599	29.222		2:33.250	3	45.172	<u>32.484</u>	32.500	28.862	215.1	<u>2:19.018</u>
2	46.334	33.418	<u>32.202</u>	<u>29.501</u>	218.7	2:21.455	4						
8													
lap	Sect-1	Sect-2	Sect-3	Sect-4	TopSpeed	Laptime	lap	Sect-1	Sect-2	Sect-3	Sect-4	Topspeed	Laptime
1	Pit Out	31.375	30.735	28.006		2:22.791	3	<u>42.164</u>	<u>30.455</u>	<u>29.895</u>	<u>27.432</u>	210.4	<u>2:09.946</u>
2	43.075	32.275	31.658	40.697	<u>253.8</u>	2:27.705	4						
9													
lap	Sect-1	Sect-2	Sect-3	Sect-4	TopSpeed	Laptime	lap	Sect-1	Sect-2	Sect-3	Sect-4	Topspeed	Laptime
1	Pit Out	34.584	32.444	30.065		2:35.130	2	45.634	32.376	<u>31.718</u>	<u>30.096</u>	237.7	<u>2:19.824</u>
11													
lap	Sect-1	Sect-2	Sect-3	Sect-4	TopSpeed	Laptime	lap	Sect-1	Sect-2	Sect-3	Sect-4	Topspeed	Laptime
1	Pit Out	32.754	31.393	28.576		2:27.646	3	43.865	32.636	<u>30.589</u>	<u>27.554</u>	262.2	2:14.644
2	45.049	32.479	30.876	27.643	253.2	2:16.047	4	<u>43.218</u>	<u>31.767</u>	31.131	27.935	<u>267.8</u>	<u>2:14.051</u>
12													
lap	Sect-1	Sect-2	Sect-3	Sect-4	TopSpeed	Laptime	lap	Sect-1	Sect-2	Sect-3	Sect-4	Topspeed	Laptime
1	Pit Out	35.480	32.842	27.336		2:31.711	3	<u>42.613</u>	<u>31.270</u>	29.870	26.862	<u>268.1</u>	<u>2:10.615</u>
2	43.234	31.639	<u>29.795</u>	<u>26.680</u>	267.8	2:11.348	4						
15													
lap	Sect-1	Sect-2	Sect-3	Sect-4	TopSpeed	Laptime	lap	Sect-1	Sect-2	Sect-3	Sect-4	Topspeed	Laptime
1	Pit Out	32.344	31.327	27.420		2:27.827	2	<u>42.165</u>	31.054	30.865	26.874	<u>270.7</u>	<u>2:10.958</u>
17													
lap	Sect-1	Sect-2	Sect-3	Sect-4	TopSpeed	Laptime	lap	Sect-1	Sect-2	Sect-3	Sect-4	Topspeed	Laptime
1	Pit Out	33.416	33.537	29.556		2:33.989	2	44.202	32.770	<u>31.109</u>	<u>29.494</u>	<u>243.1</u>	<u>2:17.575</u>
17													
lap	Sect-1	Sect-2	Sect-3	Sect-4	TopSpeed	Laptime	lap	Sect-1	Sect-2	Sect-3	Sect-4	Topspeed	Laptime
1	Pit Out	<u>31.025</u>	<u>29.420</u>	<u>26.940</u>		2:39.853	2						
18													
lap	Sect-1	Sect-2	Sect-3	Sect-4	TopSpeed	Laptime	lap	Sect-1	Sect-2	Sect-3	Sect-4	Topspeed	Laptime
1	Pit Out	32.463	<u>29.993</u>	<u>26.954</u>		2:22.140	3	<u>42.068</u>	31.265	30.067	26.713	273.2	<u>2:10.113</u>
2	42.648	<u>31.086</u>	30.344	26.590	269.3	2:10.668	4	42.362	32.336	30.299	26.523	<u>275.7</u>	2:11.520



Russia Championship Motoring Stage 3 Igora Drive

TrackDay

14 - 16 July 2023

Laps and Sector Times - Heat 8 - Group 2

- 5183 mtr.

23													
lap	Sect-1	Sect-2	Sect-3	Sect-4	TopSpeed	Laptime	lap	Sect-1	Sect-2	Sect-3	Sect-4	Topspeed	Laptime
1	Pit Out	31.946	31.326	29.394		2:27.198	3	<u>42.327</u>	<u>31.447</u>	30.594	35.861	<u>247.5</u>	2:20.229
2	44.601	31.623	<u>29.849</u>	<u>28.177</u>	244.7	<u>2:14.250</u>	4						

33													
lap	Sect-1	Sect-2	Sect-3	Sect-4	TopSpeed	Laptime	lap	Sect-1	Sect-2	Sect-3	Sect-4	Topspeed	Laptime
1	Pit Out	33.909	<u>35.347</u>	<u>34.057</u>		2:40.170	2						

34													
lap	Sect-1	Sect-2	Sect-3	Sect-4	TopSpeed	Laptime	lap	Sect-1	Sect-2	Sect-3	Sect-4	Topspeed	Laptime
1	Pit Out	34.254	33.894	29.913		2:35.829	2	48.991	34.141	<u>31.924</u>	<u>28.280</u>	205.4	<u>2:23.336</u>

35													
lap	Sect-1	Sect-2	Sect-3	Sect-4	TopSpeed	Laptime	lap	Sect-1	Sect-2	Sect-3	Sect-4	Topspeed	Laptime
1	Pit Out	32.626	32.512	26.595		2:23.240	3	45.266	<u>31.066</u>	30.094	26.489	222.2	2:12.915
2	43.142	31.107	<u>30.035</u>	<u>26.617</u>	254.7	<u>2:10.901</u>	4						

37													
lap	Sect-1	Sect-2	Sect-3	Sect-4	TopSpeed	Laptime	lap	Sect-1	Sect-2	Sect-3	Sect-4	Topspeed	Laptime
1	Pit Out	31.164	<u>30.491</u>	<u>27.632</u>		2:23.697	3	42.105	31.700	32.438	27.946	<u>262.0</u>	2:14.189
2	43.154	<u>30.959</u>	31.501	27.636	256.2	<u>2:13.250</u>	4						

39													
lap	Sect-1	Sect-2	Sect-3	Sect-4	TopSpeed	Laptime	lap	Sect-1	Sect-2	Sect-3	Sect-4	Topspeed	Laptime
1	Pit Out	31.231	31.851	26.973		2:23.674	3	42.111	30.738	<u>30.489</u>	<u>26.843</u>	241.5	2:10.181
2	41.966	<u>30.505</u>	30.698	26.765	<u>254.4</u>	<u>2:09.934</u>	4						

40													
lap	Sect-1	Sect-2	Sect-3	Sect-4	TopSpeed	Laptime	lap	Sect-1	Sect-2	Sect-3	Sect-4	Topspeed	Laptime
1	Pit Out	32.156	32.333	28.663		2:31.680	3	43.658	31.675	32.348	27.997	246.9	<u>2:15.678</u>
2	44.132	<u>31.597</u>	<u>32.331</u>	<u>28.174</u>	245.5	2:16.234	4	<u>43.296</u>	31.694	32.629	28.245	<u>248.5</u>	2:15.864

43													
lap	Sect-1	Sect-2	Sect-3	Sect-4	TopSpeed	Laptime	lap	Sect-1	Sect-2	Sect-3	Sect-4	Topspeed	Laptime
1	Pit Out	<u>31.319</u>	32.293	28.394		2:26.153	3	44.479	32.795	<u>30.870</u>	<u>29.199</u>	257.5	2:17.343
2	44.683	32.184	31.904	27.797	230.6	<u>2:16.568</u>	4						


43													
lap	Sect-1	Sect-2	Sect-3	Sect-4	TopSpeed	Laptime	lap	Sect-1	Sect-2	Sect-3	Sect-4	Topspeed	Laptime
1	Pit Out	33.201	31.279	27.519		2:25.814	3	44.628	32.209	31.074	27.337	261.8	2:15.248
2	44.002	<u>32.037</u>	<u>30.589</u>	<u>27.267</u>	255.3	<u>2:13.895</u>	4						

48													
lap	Sect-1	Sect-2	Sect-3	Sect-4	TopSpeed	Laptime	lap	Sect-1	Sect-2	Sect-3	Sect-4	Topspeed	Laptime
1	Pit Out	32.320	31.386	27.952		2:24.177	3	45.782	33.774	32.051	28.484	<u>276.0</u>	2:20.091
2	<u>43.871</u>	<u>31.606</u>	<u>30.787</u>	<u>26.953</u>	270.7	<u>2:13.217</u>	4						

57													
lap	Sect-1	Sect-2	Sect-3	Sect-4	TopSpeed	Laptime	lap	Sect-1	Sect-2	Sect-3	Sect-4	Topspeed	Laptime
1	Pit Out	30.783	30.172	26.280		2:21.027	2	<u>40.884</u>	<u>30.221</u>	29.829	26.410	<u>273.4</u>	<u>2:07.344</u>

61													
lap	Sect-1	Sect-2	Sect-3	Sect-4	TopSpeed	Laptime	lap	Sect-1	Sect-2	Sect-3	Sect-4	Topspeed	Laptime
1	Pit Out	31.982	31.967	29.777		2:34.974	3	<u>43.211</u>	31.868	<u>31.176</u>	<u>29.082</u>	227.1	2:15.337
2	43.593	<u>31.162</u>	31.435	29.035	<u>227.6</u>	<u>2:15.225</u>	4						

67													
lap	Sect-1	Sect-2	Sect-3	Sect-4	TopSpeed	Laptime	lap	Sect-1	Sect-2	Sect-3	Sect-4	Topspeed	Laptime
1	Pit Out	<u>30.353</u>	30.108	26.540		2:24.391	2	<u>40.661</u>	30.353	<u>29.523</u>	<u>26.250</u>	277.7	<u>2:06.787</u>



Russia Championship Motoring Stage 3 Igora Drive

TrackDay

14 - 16 July 2023

Laps and Sector Times - Heat 8 - Group 2

- 5183 mtr.

69													
lap	Sect-1	Sect-2	Sect-3	Sect-4	TopSpeed	Laptime	lap	Sect-1	Sect-2	Sect-3	Sect-4	Topspeed	Laptime
1	Pit Out	31.891	32.548	29.377		2:28.118	3	43.305	31.542	31.466	28.876	244.1	2:15.189
2	43.607	31.528	31.534	29.080	238.3	2:15.749	4						

70													
lap	Sect-1	Sect-2	Sect-3	Sect-4	TopSpeed	Laptime	lap	Sect-1	Sect-2	Sect-3	Sect-4	Topspeed	Laptime
1	Pit Out	33.343	33.195	28.001		2:39.798	3	44.486	32.668	31.024	27.219	265.7	2:15.397
2	44.497	32.710	32.010	27.832	268.6	2:17.049	4						

70													
lap	Sect-1	Sect-2	Sect-3	Sect-4	TopSpeed	Laptime	lap	Sect-1	Sect-2	Sect-3	Sect-4	Topspeed	Laptime
1	Pit Out	31.052	30.804	27.177		2:25.225	3	42.658	31.424	30.046	26.801	266.2	2:10.929
2	41.817	30.614	30.223	27.105	264.1	2:09.759	4						

71													
lap	Sect-1	Sect-2	Sect-3	Sect-4	TopSpeed	Laptime	lap	Sect-1	Sect-2	Sect-3	Sect-4	Topspeed	Laptime
1	Pit Out	34.250	31.854	27.769		2:28.373	3	46.008	32.222	31.239	27.578	221.9	2:17.047
2	45.132	32.334	33.337	29.292	251.0	2:20.095	4						

71													
lap	Sect-1	Sect-2	Sect-3	Sect-4	TopSpeed	Laptime	lap	Sect-1	Sect-2	Sect-3	Sect-4	Topspeed	Laptime
1	Pit Out	31.326	32.057	28.644		2:29.177	3	46.462	31.545	31.270	28.859	232.6	2:18.136
2	43.457	31.102	31.607	28.832	237.0	2:14.998	4						

73													
lap	Sect-1	Sect-2	Sect-3	Sect-4	TopSpeed	Laptime	lap	Sect-1	Sect-2	Sect-3	Sect-4	Topspeed	Laptime
1	Pit Out	33.765	31.508	27.870		2:29.976	3	47.383	32.729	30.792	26.851	224.7	2:17.755
2	44.232	33.307	33.602	31.290	249.6	2:22.431	4						

74													
lap	Sect-1	Sect-2	Sect-3	Sect-4	TopSpeed	Laptime	lap	Sect-1	Sect-2	Sect-3	Sect-4	Topspeed	Laptime
1	Pit Out	32.273	30.021	28.583		2:27.982	2	42.617	30.598	30.216	33.099	240.6	2:16.530

85													
lap	Sect-1	Sect-2	Sect-3	Sect-4	TopSpeed	Laptime	lap	Sect-1	Sect-2	Sect-3	Sect-4	Topspeed	Laptime
1	Pit Out	33.389	32.605	28.239		2:36.239	3	42.908	31.482	30.047	27.513	260.6	2:11.950
2	44.222	31.877	30.897	27.747	244.3	2:14.743	4						



87													
lap	Sect-1	Sect-2	Sect-3	Sect-4	TopSpeed	Laptime	lap	Sect-1	Sect-2	Sect-3	Sect-4	Topspeed	Laptime
1	Pit Out	31.930	32.294	28.629		2:26.226	2	44.609	32.276	31.121	28.051	248.1	2:16.057

90													
lap	Sect-1	Sect-2	Sect-3	Sect-4	TopSpeed	Laptime	lap	Sect-1	Sect-2	Sect-3	Sect-4	Topspeed	Laptime
1	Pit Out	33.688	32.240	27.514		2:28.963	3	44.934	32.281	30.528	27.726	225.7	2:15.469
2	44.629	33.080	33.465	29.065	262.2	2:20.239	4						

96													
lap	Sect-1	Sect-2	Sect-3	Sect-4	TopSpeed	Laptime	lap	Sect-1	Sect-2	Sect-3	Sect-4	Topspeed	Laptime
1	Pit Out	34.071	30.925	27.963		2:29.828	3	43.679	31.942	30.350	27.288	269.0	2:13.259
2	44.960	32.049	30.188	27.277	266.9	2:14.474	4						

99													
lap	Sect-1	Sect-2	Sect-3	Sect-4	TopSpeed	Laptime	lap	Sect-1	Sect-2	Sect-3	Sect-4	Topspeed	Laptime
1	Pit Out	32.238	31.855	28.637		2:29.790	3	43.056	31.659	31.138	27.954	241.9	2:13.807
2	43.449	31.438	31.178	28.401	242.5	2:14.466	4						

99													
lap	Sect-1	Sect-2	Sect-3	Sect-4	TopSpeed	Laptime	lap	Sect-1	Sect-2	Sect-3	Sect-4	Topspeed	Laptime
1	Pit Out	31.724	30.829	28.120		2:24.802	3	43.720	33.296	32.450	31.282	241.4	2:20.748
2	43.626	31.195	30.677	27.986	237.5	2:13.484	4						



Russia Championship Motoring Stage 3 Igora Drive

TrackDay

14 - 16 July 2023

Laps and Sector Times - Heat 8 - Group 2

- 5183 mtr.

99													
lap	Sect-1	Sect-2	Sect-3	Sect-4	TopSpeed	Laptime	lap	Sect-1	Sect-2	Sect-3	Sect-4	Topspeed	Laptime
1	Pit Out	32.363	31.480	28.968		2:22.164	3	43.271	32.113	31.796	28.509	251.7	2:15.689
2	44.356	31.833	31.828	28.712	254.2	2:16.729	4	42.944	31.758	33.825	28.292	250.6	2:16.819

169													
lap	Sect-1	Sect-2	Sect-3	Sect-4	TopSpeed	Laptime	lap	Sect-1	Sect-2	Sect-3	Sect-4	Topspeed	Laptime
1	Pit Out	33.019	32.175	28.618		2:40.042	3	42.560	32.000	31.132	29.039	243.7	2:14.731
2	43.065	32.351	31.167	28.181	237.5	2:14.764	4						

181													
lap	Sect-1	Sect-2	Sect-3	Sect-4	TopSpeed	Laptime	lap	Sect-1	Sect-2	Sect-3	Sect-4	Topspeed	Laptime
1	Pit Out	32.642	31.773	29.580		2:29.928	2	43.598	32.544	31.877	27.432	243.5	2:15.451

256													
lap	Sect-1	Sect-2	Sect-3	Sect-4	TopSpeed	Laptime	lap	Sect-1	Sect-2	Sect-3	Sect-4	Topspeed	Laptime
1	Pit Out	32.674	31.137	27.916		2:34.928	2	43.729	31.573	32.051	27.544	255.3	2:14.897

314													
lap	Sect-1	Sect-2	Sect-3	Sect-4	TopSpeed	Laptime	lap	Sect-1	Sect-2	Sect-3	Sect-4	Topspeed	Laptime
1	Pit Out	32.924	32.396	27.237		2:32.183	3	43.323			26.893	266.4	2:16.376
2	44.139	32.103	31.138	26.946	259.7	2:14.326	4						

505													
lap	Sect-1	Sect-2	Sect-3	Sect-4	TopSpeed	Laptime	lap	Sect-1	Sect-2	Sect-3	Sect-4	Topspeed	Laptime
1	Pit Out	32.180	30.488	29.001		2:24.778	3	41.892	30.776	29.241	28.953	244.9	2:10.862
2	41.745			28.609	243.5	2:11.957	4						

666													
lap	Sect-1	Sect-2	Sect-3	Sect-4	TopSpeed	Laptime	lap	Sect-1	Sect-2	Sect-3	Sect-4	Topspeed	Laptime
1	Pit Out	33.259	31.035	28.092		2:26.231	3	43.017	31.116	29.712	27.167	266.4	2:11.012
2	43.174	32.729	32.022	27.368	273.2	2:15.293	4						

858													
lap	Sect-1	Sect-2	Sect-3	Sect-4	TopSpeed	Laptime	lap	Sect-1	Sect-2	Sect-3	Sect-4	Topspeed	Laptime
1	Pit Out	31.904	31.669	29.497		2:35.523	3	43.573	32.440	30.932	29.147	240.8	2:16.092
2	43.190	31.903	32.031	29.515	239.2	2:16.639	4						

888													
lap	Sect-1	Sect-2	Sect-3	Sect-4	TopSpeed	Laptime	lap	Sect-1	Sect-2	Sect-3	Sect-4	Topspeed	Laptime
1	Pit Out	33.653	31.646	27.040		2:25.417	3	43.698	32.077	30.492	27.393	262.9	2:13.660
2	44.914	33.174	31.690	26.657	234.6	2:16.435	4						