



Russia Championship Motoring Stage 3 Igora Drive

TrackDay

14 - 16 July 2023

Laps and Sector Times - Heat 6 - Group 4

- 5183 mtr.

1													
lap	Sect-1	Sect-2	Sect-3	Sect-4	TopSpeed	Laptime	lap	Sect-1	Sect-2	Sect-3	Sect-4	Topspeed	Laptime
1	Pit Out	36.425	38.672	36.387		3: 11.795	2	51.594	36.209	39.078	Pit In	157.6	2: 55.203

8													
lap	Sect-1	Sect-2	Sect-3	Sect-4	TopSpeed	Laptime	lap	Sect-1	Sect-2	Sect-3	Sect-4	Topspeed	Laptime
1	Pit Out	42.352	38.545	33.279		3: 09.380	4	49.107	37.311	36.986	32.152	216.9	2: 35.556
2	50.126	37.525	39.027	32.989	223.4	2: 39.667	5	48.228	35.763	46.969	Pit In	231.8	3: 05.239
3	49.944	36.375	37.364	35.563	224.4	2: 39.246	6						

12													
lap	Sect-1	Sect-2	Sect-3	Sect-4	TopSpeed	Laptime	lap	Sect-1	Sect-2	Sect-3	Sect-4	Topspeed	Laptime
1	Pit Out	37.606	37.300	36.149		2: 52.238	4	49.337	35.633	38.286	35.771	170.2	2: 39.027
2	48.988	35.186	38.141	34.764	169.0	2: 37.079	5	48.213	36.997	37.816	34.740	174.4	2: 37.766
3	48.785	35.960	38.877	35.187	172.9	2: 38.809	6	48.096	34.586	36.613	34.528	175.8	2: 33.823

14													
lap	Sect-1	Sect-2	Sect-3	Sect-4	TopSpeed	Laptime	lap	Sect-1	Sect-2	Sect-3	Sect-4	Topspeed	Laptime

17													
lap	Sect-1	Sect-2	Sect-3	Sect-4	TopSpeed	Laptime	lap	Sect-1	Sect-2	Sect-3	Sect-4	Topspeed	Laptime
1	Pit Out	37.854	38.257	33.032		2: 54.893	4	49.701	37.167	37.248	30.909	226.9	2: 35.025
2	49.014	37.576	36.788	30.884	223.2	2: 34.262	5	50.426	36.764	36.509	Pit In	221.6	2: 47.361
3	53.126	36.851	38.733	33.308	194.8	2: 42.018	6						

20													
lap	Sect-1	Sect-2	Sect-3	Sect-4	TopSpeed	Laptime	lap	Sect-1	Sect-2	Sect-3	Sect-4	Topspeed	Laptime
1	Pit Out	38.545	39.166	33.685		2: 55.300	3	52.254	37.535	39.541	33.404	203.3	2: 42.734
2	51.509	38.436	39.052	33.143	200.2	2: 42.140	4	50.305	38.215	37.979	34.216	226.3	2: 40.715

20													
lap	Sect-1	Sect-2	Sect-3	Sect-4	TopSpeed	Laptime	lap	Sect-1	Sect-2	Sect-3	Sect-4	Topspeed	Laptime
1	Pit Out	38.268	37.477	31.877		2: 53.654	4	50.016	37.274	37.069	30.613	235.1	2: 34.972
2	50.927	37.919	36.002	30.958	205.6	2: 35.806	5	50.847	36.817	36.381	31.258	203.1	2: 35.303
3	52.901	38.722	36.994	31.485	190.1	2: 40.102	6						

21													
lap	Sect-1	Sect-2	Sect-3	Sect-4	TopSpeed	Laptime	lap	Sect-1	Sect-2	Sect-3	Sect-4	Topspeed	Laptime
1	Pit Out	39.378	39.599	36.287		3: 03.750	4	49.552	35.865	38.718	35.779	174.2	2: 39.914
2	50.079	37.022	38.658	35.340	168.3	2: 41.099	5	48.871	35.551	37.534	35.325	174.3	2: 37.281
3	49.033	36.051	36.958	36.356	171.9	2: 38.398	6	48.884	36.743	37.923	34.699	169.1	2: 38.249

22													
lap	Sect-1	Sect-2	Sect-3	Sect-4	TopSpeed	Laptime	lap	Sect-1	Sect-2	Sect-3	Sect-4	Topspeed	Laptime
1	Pit Out	35.340	38.199	35.591		2: 50.874	4	48.333	35.907	39.109	37.016	171.0	2: 40.365
2	50.267	36.839	38.446	34.717	169.1	2: 40.269	5	48.574	36.804	38.738	34.464	170.6	2: 38.580
3	48.365	36.548	37.547	35.714	170.6	2: 38.174	6	47.419	35.025	36.818	34.776	172.8	2: 34.038

24													
lap	Sect-1	Sect-2	Sect-3	Sect-4	TopSpeed	Laptime	lap	Sect-1	Sect-2	Sect-3	Sect-4	Topspeed	Laptime
1	Pit Out	38.097	34.977	31.020		2: 50.415	4	48.331	34.056	35.178	30.892	231.5	2: 28.457
2	50.786	35.884	35.129	30.461	228.8	2: 32.260	5	47.264	33.838	33.178	30.229	233.6	2: 24.509
3	48.159	35.541	34.293	31.185	237.0	2: 29.178	6	48.022	34.215	35.021	31.062	234.6	2: 28.320

28													
lap	Sect-1	Sect-2	Sect-3	Sect-4	TopSpeed	Laptime	lap	Sect-1	Sect-2	Sect-3	Sect-4	Topspeed	Laptime
1	Pit Out	37.661	41.681	36.376		2: 56.713	4	48.587	35.118	37.482	35.372	167.9	2: 36.559
2	53.706	36.483	39.148	36.799	167.2	2: 46.136	5	48.684	35.977	37.666	36.937	172.0	2: 39.264
3	49.102	35.764	41.325	35.854	167.7	2: 42.045	6						



Russia Championship Motoring Stage 3

Igora Drive

TrackDay

Laps and Sector Times - Heat 6 - Group 4

14 - 16 July 2023

- 5183 mtr.

33													
lap	Sect-1	Sect-2	Sect-3	Sect-4	TopSpeed	Laptime	lap	Sect-1	Sect-2	Sect-3	Sect-4	Topspeed	Laptime
1	Pit Out	39.441	39.573	36.591		3:03.381	4	49.593	36.090	37.936	35.939	168.3	2:39.558
2	49.867	37.084	38.450	35.677	170.7	2:41.078	5	48.703	<u>35.730</u>	37.192	36.174	169.6	<u>2:37.799</u>
3	<u>48.412</u>	36.030	<u>36.988</u>	<u>36.668</u>	171.3	2:38.098	6	48.613	36.261	37.832	35.329	<u>171.5</u>	2:38.035

43													
lap	Sect-1	Sect-2	Sect-3	Sect-4	TopSpeed	Laptime	lap	Sect-1	Sect-2	Sect-3	Sect-4	Topspeed	Laptime
1	Pit Out	30.868	29.915	27.260		2:25.780	4	41.104	<u>30.114</u>	32.955	34.429	273.4	2:18.602
2	<u>41.000</u>	30.977	<u>29.505</u>	<u>26.405</u>	<u>284.9</u>	<u>2:07.887</u>	5	50.450	36.897	37.490	33.875	162.2	2:38.712
3	43.248	33.435	31.305	26.309	232.4	2:14.297	6	46.258	35.482	36.208	34.776	185.0	2:32.724

56													
lap	Sect-1	Sect-2	Sect-3	Sect-4	TopSpeed	Laptime	lap	Sect-1	Sect-2	Sect-3	Sect-4	Topspeed	Laptime
1	Pit Out	37.851	40.018	35.483		2:54.898	4	<u>47.748</u>	36.093	37.954	36.509	177.6	2:38.304
2	48.185	35.679	36.659	34.293	176.6	2:34.816	5	49.685	36.788	37.820	34.445	176.5	2:38.738
3	47.949	35.590	38.115	34.638	<u>178.0</u>	2:36.292	6	47.773	<u>35.233</u>	<u>36.411</u>	<u>34.126</u>	175.3	<u>2:33.543</u>

67													
lap	Sect-1	Sect-2	Sect-3	Sect-4	TopSpeed	Laptime	lap	Sect-1	Sect-2	Sect-3	Sect-4	Topspeed	Laptime
1	Pit Out	1:10.120	1:05.760	34.434		4:18.683	3	48.885	36.675	37.263	32.578	218.4	<u>2:35.401</u>
2	48.551	36.531	<u>36.834</u>	<u>36.615</u>	226.1	2:38.531	4	<u>48.111</u>	<u>34.945</u>	38.649	Pit In	<u>242.7</u>	2:44.264

77													
lap	Sect-1	Sect-2	Sect-3	Sect-4	TopSpeed	Laptime	lap	Sect-1	Sect-2	Sect-3	Sect-4	Topspeed	Laptime
1	Pit Out	38.392	39.483	36.199		2:55.214	4	47.469	34.741	38.487	36.545	168.1	2:37.242
2	48.604	35.513	38.279	34.933	166.3	2:37.329	5	48.205	38.272	37.979	34.699	<u>174.3</u>	2:39.155
3	50.094	<u>34.521</u>	37.012	35.028	168.0	2:36.655	6	<u>47.162</u>	35.365	<u>36.827</u>	<u>34.316</u>	170.3	<u>2:33.670</u>

78													
lap	Sect-1	Sect-2	Sect-3	Sect-4	TopSpeed	Laptime	lap	Sect-1	Sect-2	Sect-3	Sect-4	Topspeed	Laptime
1	Pit Out	52.559	42.944	53.841		3:56.323	3	<u>46.728</u>	<u>33.510</u>	34.861	30.962	<u>234.2</u>	<u>2:26.061</u>
2	47.022	36.240	34.708	29.879	229.0	2:27.849	4	47.020	37.257	<u>33.527</u>	<u>29.336</u>	209.7	2:27.140


86													
lap	Sect-1	Sect-2	Sect-3	Sect-4	TopSpeed	Laptime	lap	Sect-1	Sect-2	Sect-3	Sect-4	Topspeed	Laptime
1	Pit Out	40.939	37.966	31.663		2:52.997	4	49.718	36.987	34.466	29.975	227.6	2:31.146
2	51.607	38.584	38.239	32.339	215.1	2:40.769	5	<u>46.656</u>	35.238	33.874	30.113	<u>238.5</u>	<u>2:25.881</u>
3	48.324	37.169	35.657	31.443	<u>238.5</u>	2:32.593	6	48.978	<u>34.360</u>	<u>33.133</u>	<u>30.406</u>	238.1	2:26.877

90													
lap	Sect-1	Sect-2	Sect-3	Sect-4	TopSpeed	Laptime	lap	Sect-1	Sect-2	Sect-3	Sect-4	Topspeed	Laptime
1	Pit Out	36.251	35.091	30.555		2:42.140	4	48.273	<u>34.482</u>	<u>34.300</u>	<u>29.678</u>	238.3	<u>2:26.733</u>
2	49.038	36.182	34.832	31.095	235.3	2:31.147	5	<u>46.122</u>	37.704	36.618	33.292	<u>243.7</u>	2:33.736
3	49.269	35.657	34.379	30.326	236.6	2:29.631	6						

93													
lap	Sect-1	Sect-2	Sect-3	Sect-4	TopSpeed	Laptime	lap	Sect-1	Sect-2	Sect-3	Sect-4	Topspeed	Laptime
1	Pit Out	40.933	41.859	32.347		3:05.914	3	49.583	37.408	39.654	32.396	231.5	<u>2:39.041</u>
2	51.413	37.670	<u>38.794</u>	<u>32.655</u>	<u>232.6</u>	2:40.532	4	<u>49.280</u>	<u>37.064</u>	40.148	Pit In	232.2	3:07.450

99													
lap	Sect-1	Sect-2	Sect-3	Sect-4	TopSpeed	Laptime	lap	Sect-1	Sect-2	Sect-3	Sect-4	Topspeed	Laptime
1	Pit Out	<u>31.588</u>	<u>31.925</u>	<u>30.414</u>		2:42.742	3	53.267	37.906	41.663	37.431	153.2	2:50.267
2	<u>44.571</u>	37.955	40.626	38.147	<u>250.2</u>	<u>2:41.299</u>	4	54.026	39.817	47.662	Pit In	164.9	3:27.730

111													
lap	Sect-1	Sect-2	Sect-3	Sect-4	TopSpeed	Laptime	lap	Sect-1	Sect-2	Sect-3	Sect-4	Topspeed	Laptime
1	Pit Out	<u>37.363</u>	37.475	31.803		2:48.316	4	<u>51.106</u>	38.138	37.300	32.759	<u>235.9</u>	2:39.303
2	51.230	38.629	36.716	30.985	211.9	<u>2:37.560</u>	5	53.390	40.250	40.892	33.751	219.8	2:48.283
3	52.301	38.535	<u>36.694</u>	<u>31.200</u>	214.8	2:38.730	6	54.151	40.213	38.624	Pit In	181.2	2:59.107



Russia Championship Motoring Stage 3 Igora Drive

TrackDay

14 - 16 July 2023

Laps and Sector Times - Heat 6 - Group 4

- 5183 mtr.

121													
lap	Sect-1	Sect-2	Sect-3	Sect-4	TopSpeed	Laptime	lap	Sect-1	Sect-2	Sect-3	Sect-4	Topspeed	Laptime
1	Pit Out	35.344	36.230	34.848		2:47.043	4	47.619	34.654	35.554	34.235	164.7	2:32.062
2	47.819	33.721	<u>35.476</u>	<u>34.441</u>	164.3	2:31.457	5	46.771	33.950	35.984	34.364	164.8	2:31.069
3	47.419	33.788	37.093	34.667	165.7	2:32.967	6	<u>46.438</u>	<u>32.891</u>	35.583	34.648	<u>166.4</u>	<u>2:29.560</u>

134													
lap	Sect-1	Sect-2	Sect-3	Sect-4	TopSpeed	Laptime	lap	Sect-1	Sect-2	Sect-3	Sect-4	Topspeed	Laptime
1	Pit Out	41.164	43.880	39.763		3:16.490	4	54.090	40.302	40.538	37.541	163.8	2:52.471
2	54.678	39.689	40.301	38.357	161.4	2:53.025	5	54.452	<u>39.107</u>	<u>40.145</u>	<u>37.956</u>	<u>166.1</u>	2:51.660
3	<u>53.130</u>	39.620	40.908	37.647	162.6	<u>2:51.305</u>	6						

176													
lap	Sect-1	Sect-2	Sect-3	Sect-4	TopSpeed	Laptime	lap	Sect-1	Sect-2	Sect-3	Sect-4	Topspeed	Laptime
1	Pit Out	44.818	44.653	38.392		3:26.939	3	52.160	<u>36.609</u>	39.760	33.772	208.4	2:42.301
2	54.934	38.914	41.090	35.323	200.8	2:50.261	4	<u>50.884</u>	36.641	<u>37.989</u>	<u>33.211</u>	208.4	<u>2:38.725</u>

178													
lap	Sect-1	Sect-2	Sect-3	Sect-4	TopSpeed	Laptime	lap	Sect-1	Sect-2	Sect-3	Sect-4	Topspeed	Laptime
1	Pit Out	40.850	39.250	32.034		2:49.932	4	51.087	36.522	37.207	29.765	201.1	2:34.581
2	47.686	34.732	37.198	30.627	203.8	2:30.243	5	<u>45.930</u>	<u>33.205</u>	<u>35.285</u>	<u>32.302</u>	<u>218.5</u>	<u>2:26.722</u>
3	48.763	38.158	39.232	33.475	203.6	2:39.628	6	46.999	35.404	36.026	29.594	196.2	2:28.023

188													
lap	Sect-1	Sect-2	Sect-3	Sect-4	TopSpeed	Laptime	lap	Sect-1	Sect-2	Sect-3	Sect-4	Topspeed	Laptime
1	Pit Out	38.893	35.959	31.895		2:51.680	4	49.063	<u>36.238</u>	<u>34.861</u>	<u>32.425</u>	245.3	<u>2:32.587</u>
2	49.745	38.145	35.608	30.671	246.1	2:34.169	5	49.340	37.062	35.545	33.237	250.0	2:35.184
3	50.281	37.594	37.823	32.380	244.1	2:38.078	6	<u>47.702</u>	36.900	35.051	35.021	<u>252.7</u>	2:34.674

188													
lap	Sect-1	Sect-2	Sect-3	Sect-4	TopSpeed	Laptime	lap	Sect-1	Sect-2	Sect-3	Sect-4	Topspeed	Laptime
1	Pit Out	37.571	40.266	37.378		2:57.035	4	<u>50.538</u>	36.753	39.011	37.588	160.7	2:43.890
2	51.498	36.864	<u>38.520</u>	<u>36.741</u>	155.0	2:43.623	5	50.916	<u>35.489</u>	38.740	38.069	158.3	<u>2:43.214</u>
3	51.433	36.279	38.894	37.140	<u>162.6</u>	2:43.746	6						



189													
lap	Sect-1	Sect-2	Sect-3	Sect-4	TopSpeed	Laptime	lap	Sect-1	Sect-2	Sect-3	Sect-4	Topspeed	Laptime
1	Pit Out	34.858	38.280	35.801		2:56.252	4	49.115	<u>34.513</u>	37.546	36.289	172.4	2:37.463
2	<u>48.674</u>	34.980	<u>37.032</u>	<u>35.184</u>	172.6	<u>2:35.870</u>	5	49.180	37.405	37.427	35.062	<u>174.8</u>	2:39.074
3	49.249	34.992	37.209	34.826	173.1	2:36.276	6	49.406	34.770	37.699	35.135	173.1	2:37.010

196													
lap	Sect-1	Sect-2	Sect-3	Sect-4	TopSpeed	Laptime	lap	Sect-1	Sect-2	Sect-3	Sect-4	Topspeed	Laptime
1	Pit Out	43.852	41.505	37.765		3:16.852	4	52.642	<u>36.701</u>	<u>37.872</u>	<u>34.357</u>	177.9	<u>2:41.572</u>
2	55.189	40.456	39.681	35.937	149.4	2:51.263	5	<u>52.399</u>	38.527	38.736	34.593	<u>185.3</u>	2:44.255
3	54.434	38.583	38.288	34.531	159.8	2:45.836	6						

212													
lap	Sect-1	Sect-2	Sect-3	Sect-4	TopSpeed	Laptime	lap	Sect-1	Sect-2	Sect-3	Sect-4	Topspeed	Laptime
1	Pit Out	36.961	36.315	33.368		2:52.670	4	46.842	<u>32.305</u>	34.529	34.372	178.9	2:28.048
2	46.546	32.410	<u>33.455</u>	<u>33.382</u>	180.4	<u>2:25.793</u>	5	47.423	34.046	35.217	Pit In	180.3	2:51.737
3	<u>46.486</u>	34.172	36.661	34.004	<u>181.7</u>	2:31.323	6						

335													
lap	Sect-1	Sect-2	Sect-3	Sect-4	TopSpeed	Laptime	lap	Sect-1	Sect-2	Sect-3	Sect-4	Topspeed	Laptime
1	Pit Out	44.964	52.134	40.553		3:33.728	4	58.019	42.801	46.573	38.259	169.3	3:05.652
2	59.812	44.513	47.982	39.405	158.7	3:11.712	5	<u>56.953</u>	<u>41.925</u>	<u>44.928</u>	<u>39.188</u>	<u>170.0</u>	<u>3:02.994</u>
3	58.527	43.574	47.554	39.729	158.1	3:09.384	6						

393													
lap	Sect-1	Sect-2	Sect-3	Sect-4	TopSpeed	Laptime	lap	Sect-1	Sect-2	Sect-3	Sect-4	Topspeed	Laptime
1	Pit Out	36.693	37.868	31.689		2:52.917	4	48.343	36.910	34.649	29.907	216.5	2:29.809
2	52.292	36.138	36.536	31.064	229.0	2:36.030	5	<u>47.526</u>	<u>34.297</u>	34.452	30.736	<u>234.6</u>	2:27.011
3	48.708	35.441	34.416	31.438	225.9	2:30.003	6	47.904	34.344	<u>33.162</u>	<u>29.813</u>	213.5	<u>2:25.223</u>



Russia Championship Motoring Stage 3

Igora Drive

TrackDay

Laps and Sector Times - Heat 6 - Group 4

14 - 16 July 2023

- 5183 mtr.

609													
Lap	Sect-1	Sect-2	Sect-3	Sect-4	TopSpeed	Laptime	Lap	Sect-1	Sect-2	Sect-3	Sect-4	Topspeed	Laptime
1	Pit Out	35.981	35.225	30.086		2:42.116	4	46.591	33.826	34.614	33.884	231.0	2:28.915
2	46.889	33.488	32.673	29.743	237.7	2:22.793	5	47.150	34.980	33.622	30.005	236.4	2:25.757
3	46.801	34.471	35.684	30.265	238.1	2:27.221	6	46.591	36.369	33.788	30.070	235.5	2:26.818

661													
Lap	Sect-1	Sect-2	Sect-3	Sect-4	TopSpeed	Laptime	Lap	Sect-1	Sect-2	Sect-3	Sect-4	Topspeed	Laptime
1	Pit Out	40.095	41.763	39.015		3:09.470	4	52.390	38.230	40.852	37.358	165.8	2:48.830
2	57.386	39.415	41.649	38.929	164.2	2:57.379	5	52.600	38.010	40.529	37.849	166.2	2:48.988
3	52.621	37.654	41.789	38.103	165.6	2:50.167	6						

666													
Lap	Sect-1	Sect-2	Sect-3	Sect-4	TopSpeed	Laptime	Lap	Sect-1	Sect-2	Sect-3	Sect-4	Topspeed	Laptime
1	Pit Out	43.963	39.599	34.907		3:08.040	4	52.277	37.799	39.678	32.389	196.4	2:42.143
2	54.595	40.437	39.930	33.910	207.5	2:48.872	5	51.226	37.641	38.618	32.852	207.3	2:40.337
3	51.210	38.984	39.132	32.763	209.4	2:42.089	6						

668													
Lap	Sect-1	Sect-2	Sect-3	Sect-4	TopSpeed	Laptime	Lap	Sect-1	Sect-2	Sect-3	Sect-4	Topspeed	Laptime
1	Pit Out	46.598	44.356	40.149		3:23.107	4	59.447	44.470	41.984	37.431	190.0	3:03.332
2	1:05.833	44.626	41.406	37.359	148.1	3:09.224	5	59.922	44.153	40.480	40.576	165.8	3:05.131
3	1:07.321	46.112	41.872	40.559	202.6	3:15.864	6						

686													
Lap	Sect-1	Sect-2	Sect-3	Sect-4	TopSpeed	Laptime	Lap	Sect-1	Sect-2	Sect-3	Sect-4	Topspeed	Laptime
1	Pit Out	37.893	39.516	36.309		3:01.608	4	53.837	38.474	39.269	37.264	158.7	2:48.844
2	53.077	37.734	42.704	38.696	166.3	2:52.211	5	50.825	36.220	38.266	36.306	163.8	2:41.617
3	52.003	38.345	40.647	37.569	150.5	2:48.564	6						

747													
Lap	Sect-1	Sect-2	Sect-3	Sect-4	TopSpeed	Laptime	Lap	Sect-1	Sect-2	Sect-3	Sect-4	Topspeed	Laptime

886													
Lap	Sect-1	Sect-2	Sect-3	Sect-4	TopSpeed	Laptime	Lap	Sect-1	Sect-2	Sect-3	Sect-4	Topspeed	Laptime
1	Pit Out	38.827	35.679	30.515		2:53.411	4	46.434	35.366	35.353	29.824	243.7	2:26.977
2	48.085	36.054	35.504	30.320	221.1	2:29.963	5	46.441	34.914	36.605	29.861	240.4	2:27.821
3	47.035	36.586	36.376	31.741	233.5	2:31.738	6	47.442	35.239	35.789	31.883	225.6	2:30.353

909													
Lap	Sect-1	Sect-2	Sect-3	Sect-4	TopSpeed	Laptime	Lap	Sect-1	Sect-2	Sect-3	Sect-4	Topspeed	Laptime
1	Pit Out	38.814	40.545	38.650		3:00.510	4	50.039	36.354	37.605	36.659	161.1	2:40.657
2	1:03.813	37.043	38.363	36.996	163.3	2:56.215	5	49.566	35.787	37.583	37.576	164.5	2:40.512
3	50.184	40.605	39.583	37.064	161.9	2:47.436	6						

922													
Lap	Sect-1	Sect-2	Sect-3	Sect-4	TopSpeed	Laptime	Lap	Sect-1	Sect-2	Sect-3	Sect-4	Topspeed	Laptime
1	Pit Out	35.644	32.957	31.133		2:46.987	4	43.567	32.189	33.046	29.100	235.9	2:17.902
2	44.854	33.954	31.603	29.053	235.9	2:19.464	5	44.580	32.054	32.927	29.413	232.9	2:18.974
3	43.234	31.476	34.449	30.107	239.6	2:19.266	6	44.622	31.513	31.504	29.260	243.1	2:16.899