



## Russia Championship Motoring Stage 3 Igora Drive

TrackDay

14 - 16 July 2023

Laps and Sector Times - Heat 20 - Group D

- 5183 mtr.

1							BMW						
lap	Sect-1	Sect-2	Sect-3	Sect-4	TopSpeed	Laptime	lap	Sect-1	Sect-2	Sect-3	Sect-4	Topspeed	Laptime
1	Pit Out	39.676	41.927	Pit In		5:40.604	2						

8													
lap	Sect-1	Sect-2	Sect-3	Sect-4	TopSpeed	Laptime	lap	Sect-1	Sect-2	Sect-3	Sect-4	Topspeed	Laptime
1	Pit Out	37.731	39.278	31.873		2:55.516	4	49.590	36.881	35.862	31.477	229.4	2:33.810
2	48.923	36.672	35.626	32.367	236.4	2:33.588	5	52.954	38.946	42.303	Pit In	231.8	3:16.882
3	48.781	37.006	37.346	34.762	233.8	2:37.895	6						

12							Yamaha						
lap	Sect-1	Sect-2	Sect-3	Sect-4	TopSpeed	Laptime	lap	Sect-1	Sect-2	Sect-3	Sect-4	Topspeed	Laptime
1	Pit Out	37.387	38.109	37.435		2:57.762	4	49.380	35.199	37.453	35.130	165.6	2:37.162
2	51.001	35.842	37.604	35.307	159.6	2:39.754	5	49.940	42.896	38.320	37.328	165.3	2:48.484
3	49.046	36.139	36.571	36.311	166.2	2:38.067	6	49.626	35.542	36.653	Pit In	161.2	2:51.098

17							Ducati						
lap	Sect-1	Sect-2	Sect-3	Sect-4	TopSpeed	Laptime	lap	Sect-1	Sect-2	Sect-3	Sect-4	Topspeed	Laptime
1	Pit Out	32.252	35.398	30.149		2:27.796	3	47.382	35.122	36.497	30.122	231.0	2:29.123
2	47.675	34.090	35.608	28.254	216.3	2:25.627	4	50.524	34.089	34.761	Pit In	210.4	2:43.749

20													
lap	Sect-1	Sect-2	Sect-3	Sect-4	TopSpeed	Laptime	lap	Sect-1	Sect-2	Sect-3	Sect-4	Topspeed	Laptime
1	Pit Out	39.696	34.683	30.260		2:41.579	4	47.539	35.676	34.324	29.744	232.7	2:27.283
2	48.670	34.159	34.480	31.299	206.2	2:28.608	5	49.012	37.777	35.012	29.712	229.5	2:31.513
3	47.175	34.288	34.355	29.915	216.3	2:25.733	6	47.806	33.969	36.148	Pit In	239.0	2:52.391

20							BMW						
lap	Sect-1	Sect-2	Sect-3	Sect-4	TopSpeed	Laptime	lap	Sect-1	Sect-2	Sect-3	Sect-4	Topspeed	Laptime
1	Pit Out	36.595	36.612	30.094		2:41.077	4	48.702	34.380	34.437	29.959	193.3	2:27.478
2	48.862	34.486	34.837	29.250	201.9	2:27.435	5	50.614	36.372	36.145	30.193	198.0	2:33.324
3	47.108	35.692	35.907	30.209	229.0	2:28.916	6	48.663	35.605	35.676	Pit In	196.0	2:44.420

21							Yamaha						
lap	Sect-1	Sect-2	Sect-3	Sect-4	TopSpeed	Laptime	lap	Sect-1	Sect-2	Sect-3	Sect-4	Topspeed	Laptime
1	Pit Out	35.938	36.951	36.626		2:49.377	4	49.795	36.375	36.779	35.437	168.7	2:38.386
2	50.932	36.447	36.837	35.101	170.3	2:39.317	5	50.920	39.759	39.599	35.874	168.9	2:46.152
3	49.608	36.640	37.680	35.029	171.6	2:38.957	6	49.754	36.713	37.769	35.423	172.8	2:39.659

22							Yamaha						
lap	Sect-1	Sect-2	Sect-3	Sect-4	TopSpeed	Laptime	lap	Sect-1	Sect-2	Sect-3	Sect-4	Topspeed	Laptime
1	Pit Out	37.609	37.981	36.859		2:53.404	4	48.046	35.051	37.198	37.596	169.1	2:37.891
2	47.364	35.148	36.468	35.790	166.0	2:34.770	5	47.227	33.473	36.285	34.798	160.4	2:31.783
3	48.451	33.674	36.037	34.594	168.1	2:32.756	6	47.126	34.900	37.263	35.520	169.2	2:34.809


28													
lap	Sect-1	Sect-2	Sect-3	Sect-4	TopSpeed	Laptime	lap	Sect-1	Sect-2	Sect-3	Sect-4	Topspeed	Laptime
1	Pit Out	37.824	40.372	36.879		2:58.242	4	49.304	35.506	38.943	36.193	164.1	2:39.946
2	49.687	36.635	38.516	36.313	166.2	2:41.151	5	49.443	42.114	40.447	38.198	167.8	2:50.202
3	49.868	35.999	38.359	36.735	166.0	2:40.961	6	50.112	36.838	38.500	35.932	164.9	2:41.382

33							Yamaha						
lap	Sect-1	Sect-2	Sect-3	Sect-4	TopSpeed	Laptime	lap	Sect-1	Sect-2	Sect-3	Sect-4	Topspeed	Laptime
1	Pit Out	35.702	35.723	34.844		2:39.092	4	49.687	36.403	36.849	35.780	169.4	2:38.719
2	47.398	33.320	35.678	34.827	166.1	2:31.223	5	50.465	39.726	39.672	36.176	171.9	2:46.039
3	46.812	33.334	35.084	34.144	169.0	2:29.374	6	48.505	35.917	38.500	35.625	173.0	2:38.547

34													
lap	Sect-1	Sect-2	Sect-3	Sect-4	TopSpeed	Laptime	lap	Sect-1	Sect-2	Sect-3	Sect-4	Topspeed	Laptime
1	Pit Out	43.506	39.338	34.917		3:03.671	3	49.519	35.954	35.189	32.968	208.8	2:33.630
2	53.782	37.657	38.940	34.374	185.8	2:44.753	4						



## Russia Championship Motoring Stage 3 Igora Drive

TrackDay

14 - 16 July 2023

Laps and Sector Times - Heat 20 - Group D

- 5183 mtr.

54													
lap	Sect-1	Sect-2	Sect-3	Sect-4	TopSpeed	Laptime	lap	Sect-1	Sect-2	Sect-3	Sect-4	Topspeed	Laptime
1	Pit Out	37.885	40.364	36.510		2:57.485	4	49.065	<u>35.683</u>	37.858	37.073	159.7	<u>2:39.679</u>
2	52.164	35.889	<u>37.009</u>	<u>35.825</u>	161.2	2:40.887	5	49.121	41.746	40.100	36.761	163.4	2:47.728
3	<u>48.246</u>	36.083	37.544	38.001	161.4	2:39.874	6	50.236	37.221	38.162	36.445	<u>163.5</u>	2:42.064

56													
lap	Sect-1	Sect-2	Sect-3	Sect-4	TopSpeed	Laptime	lap	Sect-1	Sect-2	Sect-3	Sect-4	Topspeed	Laptime
1	Pit Out	36.495	37.680	36.034		2:51.360	4	48.811	35.102	36.917	34.666	<u>174.9</u>	2:35.496
2	49.451	36.065	37.151	34.536	166.2	2:37.203	5	<u>47.931</u>	<u>34.939</u>	<u>36.662</u>	<u>34.554</u>	170.6	2:34.086
3	50.654	35.311	36.668	34.243	171.9	2:36.876	6	47.981	35.000	36.901	34.043	170.7	<u>2:33.925</u>

67							Ducati						
lap	Sect-1	Sect-2	Sect-3	Sect-4	TopSpeed	Laptime	lap	Sect-1	Sect-2	Sect-3	Sect-4	Topspeed	Laptime
1	Pit Out	37.848	38.278	33.455		3:03.129	4	49.888	35.965	36.426	31.815	227.6	2:34.094
2	<u>48.543</u>	35.555	36.460	32.977	232.7	<u>2:33.535</u>	5	49.723	<u>33.710</u>	<u>35.724</u>	Pit In	<u>238.7</u>	2:46.819
3	48.698	36.718	36.249	35.841	218.5	2:37.506	6						

75													
lap	Sect-1	Sect-2	Sect-3	Sect-4	TopSpeed	Laptime	lap	Sect-1	Sect-2	Sect-3	Sect-4	Topspeed	Laptime
1	Pit Out	39.413	40.498	35.273		3:06.258	4	51.489	38.248	37.533	34.916	188.5	2:42.186
2	50.887	36.553	37.268	36.249	164.9	2:43.957	5	<u>50.666</u>	<u>36.371</u>	<u>35.211</u>	<u>33.668</u>	193.8	<u>2:35.916</u>
3	51.747	38.002	38.925	39.892	186.0	2:48.566	6						

77							Yamaha						
lap	Sect-1	Sect-2	Sect-3	Sect-4	TopSpeed	Laptime	lap	Sect-1	Sect-2	Sect-3	Sect-4	Topspeed	Laptime
1	Pit Out	36.106	37.759	35.113		2:44.952	3	47.333	34.346	37.835	35.700	165.1	2:35.214
2	47.875	<u>34.050</u>	<u>36.164</u>	<u>36.863</u>	165.5	2:34.952	4	<u>46.968</u>	34.734	37.341	35.536	<u>166.3</u>	<u>2:34.579</u>

78													
lap	Sect-1	Sect-2	Sect-3	Sect-4	TopSpeed	Laptime	lap	Sect-1	Sect-2	Sect-3	Sect-4	Topspeed	Laptime
1	Pit Out	37.969	36.136	39.159		3:10.680	4	50.613	37.999	37.272	35.575	179.2	2:41.459
2	52.847	<u>36.466</u>	37.169	36.568	102.3	2:43.050	5	<u>50.005</u>	36.505	<u>34.359</u>	<u>35.630</u>	<u>187.7</u>	<u>2:36.499</u>
3	50.741	36.886	40.763	41.240	166.4	2:49.630	6						

86							Yamaha						
lap	Sect-1	Sect-2	Sect-3	Sect-4	TopSpeed	Laptime	lap	Sect-1	Sect-2	Sect-3	Sect-4	Topspeed	Laptime
1	Pit Out	37.043	34.486	33.105		2:41.277	4	48.158	35.455	35.008	31.046	<u>234.7</u>	<u>2:29.667</u>
2	49.533	35.605	35.090	30.655	188.4	2:30.883	5	49.550	37.793	34.616	31.870	224.4	2:33.829
3	49.924	35.296	<u>34.010</u>	<u>30.812</u>	232.6	2:30.042	6	<u>47.619</u>	<u>34.171</u>	35.398	Pit In	234.4	2:52.266


93							Yamaha						
lap	Sect-1	Sect-2	Sect-3	Sect-4	TopSpeed	Laptime	lap	Sect-1	Sect-2	Sect-3	Sect-4	Topspeed	Laptime
1	Pit Out	40.777	40.015	32.234		2:53.939	3	48.753	36.963	37.767	32.057	224.6	2:35.540
2	<u>48.479</u>	<u>36.571</u>	<u>37.259</u>	<u>32.369</u>	<u>226.4</u>	<u>2:34.678</u>	4	48.523	40.912	42.742	Pit In	226.1	3:01.095

98							BMW						
lap	Sect-1	Sect-2	Sect-3	Sect-4	TopSpeed	Laptime	lap	Sect-1	Sect-2	Sect-3	Sect-4	Topspeed	Laptime
1	Pit Out	<u>36.235</u>	<u>40.184</u>	Pit In		4:43.012	2						

99													
lap	Sect-1	Sect-2	Sect-3	Sect-4	TopSpeed	Laptime	lap	Sect-1	Sect-2	Sect-3	Sect-4	Topspeed	Laptime
1	Pit Out	<u>34.487</u>	<u>37.093</u>	<u>35.001</u>		3:10.852	2	<u>50.008</u>	41.784	38.692	Pit In	<u>164.4</u>	3:02.940

111													
lap	Sect-1	Sect-2	Sect-3	Sect-4	TopSpeed	Laptime	lap	Sect-1	Sect-2	Sect-3	Sect-4	Topspeed	Laptime
1	Pit Out	<u>37.171</u>	<u>36.991</u>	<u>31.497</u>		2:42.939	4	52.075	38.109	37.693	32.768	203.0	2:40.645
2	51.421	37.222	37.030	33.350	204.8	2:39.023	5	<u>51.057</u>	37.181	37.520	Pit In	<u>222.9</u>	2:53.494
3	51.217	38.251	37.498	31.582	219.3	<u>2:38.548</u>	6						

121							Yamaha						
lap	Sect-1	Sect-2	Sect-3	Sect-4	TopSpeed	Laptime	lap	Sect-1	Sect-2	Sect-3	Sect-4	Topspeed	Laptime
1	Pit Out	34.145	35.234	35.384		2:41.624	4	48.793	33.463	<u>34.986</u>	<u>34.075</u>	164.7	2:31.317
2	48.454	<u>33.064</u>	37.107	34.858	163.3	2:33.483	5	<u>45.994</u>	34.599	35.902	34.225	162.9	<u>2:30.720</u>



## Russia Championship Motoring Stage 3 Igora Drive

TrackDay

14 - 16 July 2023

Laps and Sector Times - Heat 20 - Group D

- 5183 mtr.

3	47.318	35.133	35.954	34.824	166.8	2:33.229	6	46.539	34.496	35.569	34.176	163.4	2:30.780
---	--------	--------	--------	--------	-------	----------	---	--------	--------	--------	--------	-------	----------

134													
lap	Sect-1	Sect-2	Sect-3	Sect-4	TopSpeed	Laptime	lap	Sect-1	Sect-2	Sect-3	Sect-4	Topspeed	Laptime
1	Pit Out	41.478	<u>39.161</u>	<u>39.074</u>		3:04.762	4	55.462	39.792	40.418	40.299	153.4	2:55.971
2	55.687	40.613	40.414	38.580	<u>158.9</u>	2:55.294	5	<u>55.099</u>	39.919	41.120	40.221	151.9	2:56.359
3	55.356	<u>39.648</u>	40.351	39.442	158.7	<u>2:54.797</u>	6						

178							Yamaha						
lap	Sect-1	Sect-2	Sect-3	Sect-4	TopSpeed	Laptime	lap	Sect-1	Sect-2	Sect-3	Sect-4	Topspeed	Laptime
1	Pit Out	37.154	36.764	31.452		2:52.908	4	45.761	33.763	36.206	30.535	<u>214.0</u>	2:26.265
2	46.790	33.595	38.266	29.861	207.1	2:28.512	5	46.079	34.405	<u>35.040</u>	<u>30.376</u>	191.5	2:25.900
3	46.022	33.911	35.688	30.198	205.1	2:25.819	6	<u>45.421</u>	<u>33.064</u>	35.041	31.563	213.1	<u>2:25.089</u>

181													
lap	Sect-1	Sect-2	Sect-3	Sect-4	TopSpeed	Laptime	lap	Sect-1	Sect-2	Sect-3	Sect-4	Topspeed	Laptime
1	Pit Out	37.036	37.022	31.898		2:38.194	4	<u>46.892</u>	36.208	34.164	29.436	<u>244.7</u>	2:26.700
2	51.491	40.002	34.554	31.006	226.3	2:37.053	5	47.631	37.279	36.124	30.062	240.2	2:31.096
3	47.334	<u>33.309</u>	37.438	28.266	223.4	<u>2:26.347</u>	6	48.293	33.935	<u>33.520</u>	Pit In	241.4	2:44.224

188													
lap	Sect-1	Sect-2	Sect-3	Sect-4	TopSpeed	Laptime	lap	Sect-1	Sect-2	Sect-3	Sect-4	Topspeed	Laptime
1	Pit Out	38.430	36.453	33.396		2:51.992	4	48.506	<u>35.482</u>	34.968	30.581	<u>244.3</u>	<u>2:29.537</u>
2	52.015	36.659	35.760	30.647	242.1	2:35.081	5	49.563	36.910	36.444	32.002	237.5	2:34.919
3	48.529	36.734	<u>34.512</u>	<u>30.664</u>	243.3	2:30.439	6	<u>47.967</u>	36.254	37.269	35.242	242.7	2:36.732

188							Yamaha						
lap	Sect-1	Sect-2	Sect-3	Sect-4	TopSpeed	Laptime	lap	Sect-1	Sect-2	Sect-3	Sect-4	Topspeed	Laptime
1	Pit Out	38.430	36.453	33.396		2:51.992	4	48.506	<u>35.482</u>	34.968	30.581	<u>244.3</u>	<u>2:29.537</u>
2	52.015	36.659	35.760	30.647	242.1	2:35.081	5	49.563	36.910	36.444	32.002	237.5	2:34.919
3	48.529	36.734	<u>34.512</u>	<u>30.664</u>	243.3	2:30.439	6	<u>47.967</u>	36.254	37.269	35.242	242.7	2:36.732

189													
lap	Sect-1	Sect-2	Sect-3	Sect-4	TopSpeed	Laptime	lap	Sect-1	Sect-2	Sect-3	Sect-4	Topspeed	Laptime
1	Pit Out	36.842	41.068	36.722		3:04.345	3	49.836	38.414	38.521	37.004	<u>166.5</u>	<u>2:43.775</u>
2	51.161	35.601	40.018	37.394	164.8	2:44.174	4	<u>49.448</u>	<u>35.255</u>	<u>38.269</u>	Pit In	163.1	2:59.870


196													
lap	Sect-1	Sect-2	Sect-3	Sect-4	TopSpeed	Laptime	lap	Sect-1	Sect-2	Sect-3	Sect-4	Topspeed	Laptime
1	Pit Out	<u>38.763</u>	39.899	35.633		2:58.843	3	54.426	39.046	39.950	Pit In	<u>173.6</u>	3:07.881
2	<u>53.862</u>	38.786	<u>39.094</u>	<u>34.477</u>	172.4	<u>2:46.219</u>	4						

212							Kawasaki						
lap	Sect-1	Sect-2	Sect-3	Sect-4	TopSpeed	Laptime	lap	Sect-1	Sect-2	Sect-3	Sect-4	Topspeed	Laptime
1	Pit Out	<u>33.289</u>	35.582	33.909		2:36.472	4	<u>46.588</u>	33.643	35.299	33.828	175.7	2:29.358
2	48.570	33.896	34.729	34.637	<u>176.1</u>	2:31.832	5	47.091	37.204	36.459	34.938	174.8	2:35.692
3	47.360	33.297	<u>34.441</u>	<u>34.207</u>	175.5	<u>2:29.305</u>	6	46.613	33.930	34.622	Pit In	175.7	2:46.724

335													
lap	Sect-1	Sect-2	Sect-3	Sect-4	TopSpeed	Laptime	lap	Sect-1	Sect-2	Sect-3	Sect-4	Topspeed	Laptime
1	Pit Out	45.341	44.926	39.146		3:14.175	4	56.576	<u>40.915</u>	44.945	38.662	<u>165.1</u>	<u>3:01.098</u>
2	56.484	41.307	44.919	38.948	160.0	3:01.658	5	<u>55.118</u>	41.014	<u>44.673</u>	Pit In	164.0	3:18.168
3	56.675	41.528	45.895	38.513	163.8	3:02.611	6						

393							Yamaha						
lap	Sect-1	Sect-2	Sect-3	Sect-4	TopSpeed	Laptime	lap	Sect-1	Sect-2	Sect-3	Sect-4	Topspeed	Laptime
1	Pit Out	34.033	37.276	30.707		2:47.814	4	45.015	32.118	32.820	29.078	237.0	2:19.031
2	46.415	34.433	33.663	29.634	227.8	2:24.145	5	44.374	33.139	33.737	29.286	233.1	2:20.536
3	44.139	32.513	<u>32.603</u>	<u>29.512</u>	237.2	2:18.767	6	<u>43.962</u>	<u>31.936</u>	32.762	28.858	235.5	<u>2:17.518</u>

535							BMW						
lap	Sect-1	Sect-2	Sect-3	Sect-4	TopSpeed	Laptime	lap	Sect-1	Sect-2	Sect-3	Sect-4	Topspeed	Laptime
1	Pit Out	46.387	42.832	36.456		3:14.761	3	58.096	<u>41.392</u>	<u>41.814</u>	<u>33.776</u>	199.2	<u>2:55.078</u>
2	57.795	42.264	43.416	35.979	190.9	2:59.454	4	<u>55.687</u>	45.322	49.346	Pit In	<u>206.4</u>	3:32.998



## Russia Championship Motoring Stage 3 Igora Drive

TrackDay

Laps and Sector Times - Heat 20 - Group D

14 - 16 July 2023  
- 5183 mtr.

661													
lap	Sect-1	Sect-2	Sect-3	Sect-4	TopSpeed	Laptime	lap	Sect-1	Sect-2	Sect-3	Sect-4	Topspeed	Laptime
1	Pit Out	40.234	42.244	38.603		3:04.303	4	52.974	38.599	42.315	37.853	163.1	2:51.741
2	54.127	39.886	41.857	37.830	164.1	2:53.700	5	53.009	39.494	42.266	38.695	159.8	2:53.464
3	54.972	39.602	40.357	37.975	163.9	2:52.906	6						

662													
lap	Sect-1	Sect-2	Sect-3	Sect-4	TopSpeed	Laptime	lap	Sect-1	Sect-2	Sect-3	Sect-4	Topspeed	Laptime
1	Pit Out	33.183	34.765	34.908		2:40.082	4	45.683	33.552	38.138	34.811	163.0	2:32.184
2	46.273	32.156	34.426	33.840	160.6	2:26.695	5	45.851	32.187	34.780	33.922	161.8	2:26.740
3	46.459	32.651	35.829	35.648	164.4	2:30.587	6	47.609	32.634	35.465	34.117	163.6	2:29.825

686													
lap	Sect-1	Sect-2	Sect-3	Sect-4	TopSpeed	Laptime	lap	Sect-1	Sect-2	Sect-3	Sect-4	Topspeed	Laptime
1	Pit Out	39.948	40.045	37.609		3:04.204	4	50.626	37.054	38.230	36.584	165.1	2:42.494
2	51.836	39.542	38.992	36.441	161.9	2:46.811	5	51.578	39.595	45.150	Pit In	163.5	3:20.133
3	51.060	36.711	38.039	35.934	163.8	2:41.744	6						

886													
lap	Sect-1	Sect-2	Sect-3	Sect-4	TopSpeed	Laptime	lap	Sect-1	Sect-2	Sect-3	Sect-4	Topspeed	Laptime
1	Pit Out	37.849	35.900	33.350		2:48.098	4	46.950	35.065	34.689	29.678	241.4	2:26.382
2	47.545	34.689	34.659	29.829	231.3	2:26.722	5	46.981	35.650	35.348	29.730	235.3	2:27.709
3	46.651	34.450	35.693	29.694	239.0	2:26.488	6	47.140	37.562	36.592	Pit In	238.1	2:56.149

909													
lap	Sect-1	Sect-2	Sect-3	Sect-4	TopSpeed	Laptime	lap	Sect-1	Sect-2	Sect-3	Sect-4	Topspeed	Laptime
1	Pit Out	36.692	36.889	37.220		2:48.792	4	48.847	35.057	37.441	36.637	160.0	2:37.982
2	49.554	34.903	37.782	36.160	156.9	2:38.399	5	48.660	35.264	37.776	36.513	160.3	2:38.213
3	48.566	35.266	37.141	36.966	163.2	2:37.939	6						