



Russia Championship Motoring Stage 3 Igora Drive

TrackDay

14 - 16 July 2023

Laps and Sector Times - Heat 19 - Group A

- 5183 mtr.

1													
lap	Sect-1	Sect-2	Sect-3	Sect-4	TopSpeed	Laptime	lap	Sect-1	Sect-2	Sect-3	Sect-4	Topspeed	Laptime
1	Pit Out	28.434	27.761	24.888		2:13.624	4	36.912	27.307	26.469	24.144	298.7	1:54.832
2	37.487	27.830	26.524	24.347	293,8	1:56.188	5	36.742	27.378	26.664	24.054	296,4	1:54.838
3	36.923	27.903	26.331	24.131	294,1	1:55.288	6						

1													
lap	Sect-1	Sect-2	Sect-3	Sect-4	TopSpeed	Laptime	lap	Sect-1	Sect-2	Sect-3	Sect-4	Topspeed	Laptime
1	Pit Out	29.519	28.654	26.815		2:17.134	5	39.078	28.272	27.918	26.628	254,2	2:01.896
2	39.408	29.673	28.154	26.673	249,8	2:03.908	6	38.849	28.142	27.986	26.528	253,6	2:01.505
3	40.278	30.063	28.041	26.491	254,9	2:04.873	7	38.856	28.156	27.969	26.458	252,7	2:01.439
4	43.070	40.783	37.429	26.604	253,2	2:27.886	8						

4													
lap	Sect-1	Sect-2	Sect-3	Sect-4	TopSpeed	Laptime	lap	Sect-1	Sect-2	Sect-3	Sect-4	Topspeed	Laptime
1	Pit Out	30.660	29.676	27.713		2:23.660	4	1:14.448	30.642	29.355	27.637	247,5	2:42.082
2	41.253	30.201	29.039	27.557	246,7	2:08.050	5	41.027	29.714	30.366	27.581	247,7	2:08.688
3	40.497	29.658	28.998	27.431	248,3	2:06.584	6	40.933	29.752	29.159	27.294	248,7	2:07.138

4													
lap	Sect-1	Sect-2	Sect-3	Sect-4	TopSpeed	Laptime	lap	Sect-1	Sect-2	Sect-3	Sect-4	Topspeed	Laptime
1	Pit Out	30.626	29.566	26.477		2:20.020	4	41.693	30.698	29.471	26.285	257,1	2:08.147
2	41.395	30.644	30.062	26.802	280,6	2:08.903	5	41.043	30.164	30.161	26.539	277,2	2:07.907
3	41.493	30.504	29.917	26.747	276,7	2:08.661	6	44.977	30.182	29.980	26.461	280,9	2:11.600

5													
lap	Sect-1	Sect-2	Sect-3	Sect-4	TopSpeed	Laptime	lap	Sect-1	Sect-2	Sect-3	Sect-4	Topspeed	Laptime
1	Pit Out	30.876	29.444	26.660		2:21.323	5	40.768	29.563	28.536	26.857	257,9	2:05.724
2	41.038	29.882	28.973	26.173	258,2	2:06.066	6	39.817	30.104	28.377	26.844	268,1	2:05.142
3	40.614	29.925	28.773	26.442	268,6	2:05.754	7	39.933	29.568	28.351	26.306	262,0	2:04.158
4	40.578	29.962	28.901	26.023	267,1	2:05.464	8						


9													
lap	Sect-1	Sect-2	Sect-3	Sect-4	TopSpeed	Laptime	lap	Sect-1	Sect-2	Sect-3	Sect-4	Topspeed	Laptime
1	Pit Out	31.553	28.709	25.544		2:16.204	5	38.873	29.272	28.291	25.660	281,9	2:02.096
2	39.404	29.073	28.215	25.237	281,7	2:01.929	6	39.539	29.784	28.651	25.351	287,0	2:03.325
3	39.221	28.952	28.043	25.540	285,9	2:01.756	7	39.181	29.362	28.510	25.542	282,7	2:02.595
4	39.149	28.878	28.199	25.210	283,2	2:01.436	8						

10													
lap	Sect-1	Sect-2	Sect-3	Sect-4	TopSpeed	Laptime	lap	Sect-1	Sect-2	Sect-3	Sect-4	Topspeed	Laptime
1	Pit Out	30.004	28.183	24.926		2:09.736	5	38.315	28.224	27.499	25.080	288,1	1:59.118
2	39.354	29.168	27.970	25.076	280,3	2:01.568	6	38.028	28.107	27.727	25.225	290,9	1:59.087
3	38.521	28.790	27.591	25.048	285,7	1:59.950	7	38.134	33.537	37.760	Pit In	290,4	2:35.032
4	38.335	28.318	27.540	24.936	293,2	1:59.129	8						

12													
lap	Sect-1	Sect-2	Sect-3	Sect-4	TopSpeed	Laptime	lap	Sect-1	Sect-2	Sect-3	Sect-4	Topspeed	Laptime
1	Pit Out	31.391	30.729	26.684		2:29.880	3	41.573	30.602	29.909	26.927	265,9	2:09.011
2	41.330	31.322	29.396	26.607	274,7	2:08.655	4	42.034	31.381	30.334	Pit In	256,0	2:28.997

16													
lap	Sect-1	Sect-2	Sect-3	Sect-4	TopSpeed	Laptime	lap	Sect-1	Sect-2	Sect-3	Sect-4	Topspeed	Laptime
1	Pit Out	29.606	28.653	25.436		2:16.823	3	39.355	29.190	28.268	25.173	285,1	2:01.986
2	39.447	29.286	28.135	25.405	286,2	2:02.273	4	39.314	28.922	27.810	Pit In	288,4	2:16.845

17													
lap	Sect-1	Sect-2	Sect-3	Sect-4	TopSpeed	Laptime	lap	Sect-1	Sect-2	Sect-3	Sect-4	Topspeed	Laptime
1	Pit Out	30.294	29.251	26.597		2:18.279	3	39.884	29.060	28.372	25.277	290,4	2:02.593
2	40.090	29.230	28.261	25.592	287,9	2:03.173	4	40.013	29.201	28.276	25.294	288,4	2:02.784



Russia Championship Motoring Stage 3 Igora Drive

TrackDay

14 - 16 July 2023

Laps and Sector Times - Heat 19 - Group A

- 5183 mtr.

19													
lap	Sect-1	Sect-2	Sect-3	Sect-4	TopSpeed	Laptime	lap	Sect-1	Sect-2	Sect-3	Sect-4	Topspeed	Laptime
1	Pit Out	28.762	28.483	25.416		2:10.962	4	38.514	28.506	<u>27.303</u>	<u>24.830</u>	292,3	<u>1:59.153</u>
2	38.602	28.579	27.924	24.979	290,6	2:00.084	5	38.442	28.370	32.444	Pit In	290,6	2:19.935
3	<u>38.345</u>	<u>28.270</u>	27.611	25.090	<u>292,9</u>	1:59.316	6						

30													
lap	Sect-1	Sect-2	Sect-3	Sect-4	TopSpeed	Laptime	lap	Sect-1	Sect-2	Sect-3	Sect-4	Topspeed	Laptime
1	Pit Out	30.287	29.767	28.076		2:20.750	4	41.052	30.475	29.703	26.894	257,5	2:08.124
2	40.760	30.086	29.560	26.959	<u>257,7</u>	2:07.365	5	40.534	29.666	<u>28.872</u>	<u>26.627</u>	257,5	2:05.699
3	41.446	29.971	29.033	26.852	257,5	2:07.302	6	<u>40.276</u>	<u>29.549</u>	29.171	26.663	257,5	<u>2:05.659</u>

33													
lap	Sect-1	Sect-2	Sect-3	Sect-4	TopSpeed	Laptime	lap	Sect-1	Sect-2	Sect-3	Sect-4	Topspeed	Laptime
1	Pit Out	32.166	31.464	27.529		2:28.918	4	<u>41.691</u>	31.154	<u>29.837</u>	<u>27.330</u>	253,6	2:10.012
2	42.424	30.816	29.898	27.531	<u>259,3</u>	2:10.669	5	42.082	<u>30.430</u>	29.976	27.468	252,3	<u>2:09.956</u>
3	41.883	30.954	30.211	27.567	254,4	2:10.615	6						

41													
lap	Sect-1	Sect-2	Sect-3	Sect-4	TopSpeed	Laptime	lap	Sect-1	Sect-2	Sect-3	Sect-4	Topspeed	Laptime
1	Pit Out	30.579	29.713	26.433		2:19.497	4	42.310	30.224	29.102	25.584	261,8	2:07.220
2	41.395	30.816	29.888	25.744	266,6	2:08.888	5	<u>39.864</u>	30.809	29.000	25.537	275,4	2:05.210
3	44.070	30.055	28.810	25.722	<u>291,2</u>	2:08.657	6	40.228	<u>29.819</u>	<u>28.791</u>	<u>25.502</u>	269,3	<u>2:04.340</u>

44													
lap	Sect-1	Sect-2	Sect-3	Sect-4	TopSpeed	Laptime	lap	Sect-1	Sect-2	Sect-3	Sect-4	Topspeed	Laptime
1	Pit Out	32.074	31.894	27.578		2:28.072	4	<u>39.812</u>	<u>28.913</u>	<u>27.792</u>	<u>25.879</u>	274,2	<u>2:02.396</u>
2	40.722	30.041	29.880	26.637	269,5	2:07.280	5	39.838	28.928	28.250	25.689	273,9	2:02.705
3	41.122	29.210	28.100	25.922	<u>276,2</u>	2:04.354	6	55.074	40.271	35.397	Pit In	269,8	2:58.990

57													
lap	Sect-1	Sect-2	Sect-3	Sect-4	TopSpeed	Laptime	lap	Sect-1	Sect-2	Sect-3	Sect-4	Topspeed	Laptime
1	Pit Out	31.349	30.876	27.246		2:18.550	4	<u>40.887</u>	<u>29.516</u>	<u>29.668</u>	<u>26.109</u>	271,0	<u>2:06.180</u>
2	41.794	30.917	30.462	26.581	270,5	2:09.754	5	41.275	29.963	30.268	Pit In	<u>271,2</u>	2:24.168
3	42.180	31.234	30.142	27.007	254,0	2:10.563	6						


61													
lap	Sect-1	Sect-2	Sect-3	Sect-4	TopSpeed	Laptime	lap	Sect-1	Sect-2	Sect-3	Sect-4	Topspeed	Laptime
1	Pit Out	31.697	30.114	27.565		2:19.834	3	<u>39.691</u>	<u>28.942</u>	<u>28.352</u>	<u>27.007</u>	252,3	<u>2:03.992</u>
2	40.327	29.201	28.533	26.928	250,0	2:04.989	4	43.838			29.852	250,6	2:29.106

64													
lap	Sect-1	Sect-2	Sect-3	Sect-4	TopSpeed	Laptime	lap	Sect-1	Sect-2	Sect-3	Sect-4	Topspeed	Laptime
1	Pit Out	30.276	29.554	26.741		2:25.249	3	<u>41.096</u>	31.109	29.424	Pit In	<u>278,8</u>	2:37.215
2	41.407	<u>30.089</u>	<u>29.417</u>	<u>26.085</u>	263,6	<u>2:06.998</u>	4						

65													
lap	Sect-1	Sect-2	Sect-3	Sect-4	TopSpeed	Laptime	lap	Sect-1	Sect-2	Sect-3	Sect-4	Topspeed	Laptime
1	Pit Out	30.020	27.985	24.825		2:12.984	5	37.018	27.364	26.515	25.072	296,1	1:55.969
2	39.394	29.744	28.459	33.232	294,6	2:10.829	6	<u>36.968</u>	<u>27.268</u>	<u>26.413</u>	<u>24.304</u>	297,6	<u>1:54.953</u>
3	37.244	27.637	26.509	24.245	<u>298,2</u>	1:55.635	7	38.834	27.801	26.489	24.388	297,9	1:57.512
4	43.195	34.652	29.246	25.027	297,0	2:12.120	8						

66													
lap	Sect-1	Sect-2	Sect-3	Sect-4	TopSpeed	Laptime	lap	Sect-1	Sect-2	Sect-3	Sect-4	Topspeed	Laptime
1	Pit Out	30.838	30.082	26.287		2:17.862	3	44.456	32.411	33.627	Pit In	278,0	2:35.308
2	<u>41.164</u>	<u>30.184</u>	<u>29.286</u>	<u>25.798</u>	<u>279,8</u>	<u>2:06.432</u>	4						

67													
lap	Sect-1	Sect-2	Sect-3	Sect-4	TopSpeed	Laptime	lap	Sect-1	Sect-2	Sect-3	Sect-4	Topspeed	Laptime
1	Pit Out	29.511	27.502	25.144		2:11.531	4	37.492	27.701	27.192	24.721	294,1	1:57.106
2	38.070	28.146	26.861	27.020	290,4	2:00.097	5	<u>37.470</u>	27.944	27.747	Pit In	<u>295,2</u>	2:13.182
3	37.781	<u>27.606</u>	<u>26.427</u>	<u>24.436</u>	290,9	<u>1:56.250</u>	6						



Russia Championship Motoring Stage 3

Igora Drive

TrackDay

14 - 16 July 2023

Laps and Sector Times - Heat 19 - Group A

- 5183 mtr.

69													
lap	Sect-1	Sect-2	Sect-3	Sect-4	TopSpeed	Laptime	lap	Sect-1	Sect-2	Sect-3	Sect-4	Topspeed	Laptime
1	Pit Out	31.297	30.757	26.609		2:17.539	5	39.788	29.152	28.093	25.711	279,0	2:02.744
2	40.520	30.574	29.298	25.566	249,8	2:05.958	6	<u>39.370</u>	29.242	<u>28.089</u>	<u>25.503</u>	281,9	<u>2:02.204</u>
3	42.312	30.100	28.633	26.020	280,3	2:07.065	7	39.874	<u>29.138</u>	28.307	25.981	279,8	2:03.300
4	39.520	29.262	28.405	25.776	<u>284,6</u>	2:02.963	8						

72													
lap	Sect-1	Sect-2	Sect-3	Sect-4	TopSpeed	Laptime	lap	Sect-1	Sect-2	Sect-3	Sect-4	Topspeed	Laptime
1	Pit Out	29.926	27.746	25.340		2:13.829	5	39.233	28.398	27.321	25.197	279,3	2:00.149
2	39.014	28.777	27.782	25.350	285,7	2:00.923	6	38.341	28.289	31.295	25.207	289,2	2:03.132
3	38.536	28.308	27.363	25.107	289,2	1:59.314	7	<u>38.277</u>	<u>28.257</u>	<u>27.217</u>	<u>24.995</u>	<u>291,2</u>	<u>1:58.746</u>
4	38.423	28.583	27.657	25.468	289,2	2:00.131	8						

73													
lap	Sect-1	Sect-2	Sect-3	Sect-4	TopSpeed	Laptime	lap	Sect-1	Sect-2	Sect-3	Sect-4	Topspeed	Laptime
1	Pit Out	29.743	28.947	27.523		2:13.540	5	39.639	29.264	<u>28.326</u>	<u>27.007</u>	251,7	<u>2:04.236</u>
2	40.125	30.841	28.997	26.935	251,7	2:06.898	6	<u>39.515</u>	29.620	28.624	26.923	252,1	2:04.682
3	40.651	29.917	28.900	27.009	<u>253,8</u>	2:06.477	7	39.664	<u>29.169</u>	28.546	26.949	252,9	2:04.328
4	40.032	29.509	28.427	27.478	253,6	2:05.446	8						

77													
lap	Sect-1	Sect-2	Sect-3	Sect-4	TopSpeed	Laptime	lap	Sect-1	Sect-2	Sect-3	Sect-4	Topspeed	Laptime
1	Pit Out	31.859	31.061	26.926		2:21.407	4	53.072	30.844	<u>29.353</u>	<u>25.830</u>	<u>284,9</u>	2:19.099
2	42.218	<u>30.839</u>	30.306	27.033	256,8	2:10.396	5	<u>40.842</u>	39.477	33.224	Pit In	277,7	2:44.308
3	41.959	30.992	29.630	26.940	268,8	<u>2:09.521</u>	6						

81													
lap	Sect-1	Sect-2	Sect-3	Sect-4	TopSpeed	Laptime	lap	Sect-1	Sect-2	Sect-3	Sect-4	Topspeed	Laptime
1	Pit Out	29.825	29.071	25.899		2:16.386	4	40.419	30.461	29.285	25.882	269,8	2:06.047
2	40.377	29.587	28.563	25.452	273,4	2:03.979	5	<u>39.479</u>	<u>29.476</u>	<u>28.122</u>	<u>25.376</u>	<u>286,8</u>	<u>2:02.453</u>
3	41.649	31.381	28.549	25.335	284,9	2:06.914	6	42.316	30.595	30.777	Pit In	272,0	2:25.253



88													
lap	Sect-1	Sect-2	Sect-3	Sect-4	TopSpeed	Laptime	lap	Sect-1	Sect-2	Sect-3	Sect-4	Topspeed	Laptime
1	Pit Out	<u>29.131</u>	29.421	26.316		2:11.579	4	42.775	30.023	<u>28.030</u>	<u>25.856</u>	266,6	2:06.684
2	41.374	31.428	30.440	25.950	277,5	2:09.192	5	<u>39.381</u>	29.570	29.358	26.847	282,7	2:05.156
3	43.711	30.136	28.866	25.527	<u>283,5</u>	2:08.240	6	39.702	29.717	28.382	26.716	281,9	<u>2:04.517</u>

89													
lap	Sect-1	Sect-2	Sect-3	Sect-4	TopSpeed	Laptime	lap	Sect-1	Sect-2	Sect-3	Sect-4	Topspeed	Laptime
1	Pit Out	29.661	28.908	25.424		2:16.403	4	<u>39.311</u>	<u>28.945</u>	28.516	25.111	<u>283,2</u>	<u>2:01.883</u>
2	40.021	29.281	28.661	25.049	264,5	2:03.012	5	42.804	29.929	30.149	Pit In	279,3	2:27.470
3	40.089	29.017	<u>28.379</u>	<u>25.088</u>	265,5	2:02.573	6						

94													
lap	Sect-1	Sect-2	Sect-3	Sect-4	TopSpeed	Laptime	lap	Sect-1	Sect-2	Sect-3	Sect-4	Topspeed	Laptime
1	Pit Out	30.141	29.714	28.116		2:22.122	4	40.702	29.620	29.061	27.475	247,1	2:06.858
2	41.502	30.068	29.329	27.104	233,3	2:08.003	5	40.726	29.643	29.613	26.669	247,5	2:06.651
3	40.269	30.699	56.131	28.247	<u>251,9</u>	2:35.346	6	<u>40.255</u>	<u>29.535</u>	<u>28.761</u>	<u>26.908</u>	251,2	<u>2:05.459</u>

96													
lap	Sect-1	Sect-2	Sect-3	Sect-4	TopSpeed	Laptime	lap	Sect-1	Sect-2	Sect-3	Sect-4	Topspeed	Laptime
1	Pit Out	29.864	29.446	27.614		2:23.655	4	40.038	29.080	29.443	27.166	250,0	2:05.727
2	40.095	29.620	29.241	27.485	249,0	2:06.441	5	<u>39.539</u>	<u>29.028</u>	<u>28.844</u>	<u>26.949</u>	248,7	<u>2:04.360</u>
3	40.128	29.279	29.148	27.290	249,6	2:05.845	6	39.786	29.394	29.271	Pit In	<u>251,0</u>	2:23.566

98													
lap	Sect-1	Sect-2	Sect-3	Sect-4	TopSpeed	Laptime	lap	Sect-1	Sect-2	Sect-3	Sect-4	Topspeed	Laptime
1	Pit Out	29.728	29.293	26.265		2:16.461	4	40.418	30.440	30.320	25.495	279,8	2:06.673
2	39.460	<u>28.844</u>	<u>28.171</u>	<u>25.297</u>	277,2	<u>2:01.772</u>	5	<u>39.434</u>	29.359	28.312	25.370	279,6	2:02.475
3	44.262	30.385	28.818	25.563	278,3	2:09.028	6	39.971	29.100	28.287	25.441	265,9	2:02.799



Russia Championship Motoring Stage 3

Igora Drive

TrackDay

14 - 16 July 2023

Laps and Sector Times - Heat 19 - Group A

- 5183 mtr.

99													
lap	Sect-1	Sect-2	Sect-3	Sect-4	TopSpeed	Laptime	lap	Sect-1	Sect-2	Sect-3	Sect-4	TopSpeed	Laptime
1	Pit Out	29.857	28.735	26.041		2:18.378	3	46.008	37.183	31.066	Pit In	275,4	2:37.659
2	<u>39.623</u>	<u>29.208</u>	<u>28.263</u>	<u>25.300</u>	<u>289,0</u>	<u>2:02.394</u>	4						

118													
lap	Sect-1	Sect-2	Sect-3	Sect-4	TopSpeed	Laptime	lap	Sect-1	Sect-2	Sect-3	Sect-4	TopSpeed	Laptime
1	Pit Out	29.625	28.627	25.448		2:17.812	4	<u>39.130</u>	<u>29.008</u>	<u>27.874</u>	<u>25.072</u>	283,0	<u>2:01.084</u>
2	39.710	29.299	28.727	25.153	280,6	2:02.889	5	39.581	29.330	28.599	Pit In	<u>284,9</u>	2:17.962
3	40.018	29.066	28.582	25.296	<u>284,9</u>	<u>2:02.962</u>	6						

550													
lap	Sect-1	Sect-2	Sect-3	Sect-4	TopSpeed	Laptime	lap	Sect-1	Sect-2	Sect-3	Sect-4	TopSpeed	Laptime
1	Pit Out	31.839	30.524	26.604		2:28.139	4	42.536	30.493	29.514	26.181	274,4	2:08.724
2	42.315	31.449	30.096	26.124	266,2	2:09.984	5	41.179	30.252	28.749	25.605	246,9	2:05.785
3	45.184	32.311	30.213	26.521	<u>279,0</u>	2:14.229	6	<u>40.412</u>	<u>29.690</u>	<u>28.549</u>	<u>25.596</u>	278,5	<u>2:04.247</u>

555													
lap	Sect-1	Sect-2	Sect-3	Sect-4	TopSpeed	Laptime	lap	Sect-1	Sect-2	Sect-3	Sect-4	TopSpeed	Laptime
1	Pit Out	32.160	29.284	26.241		2:17.285	4	39.747	30.050	30.244	25.631	272,0	2:05.672
2	40.186	29.629	28.589	25.850	274,9	2:04.254	5	40.738	29.527	<u>27.841</u>	<u>25.383</u>	256,8	2:03.489
3	<u>39.694</u>	29.527	27.979	25.295	265,9	<u>2:02.495</u>	6	40.255	<u>29.161</u>	28.036	25.422	269,3	2:02.874