



Russia Championship Motoring Stage 3 Igora Drive

TrackDay

14 - 16 July 2023

Laps and Sector Times - Heat 18 - Group B

- 5183 mtr.

1													
lap	Sect-1	Sect-2	Sect-3	Sect-4	TopSpeed	Laptime	lap	Sect-1	Sect-2	Sect-3	Sect-4	Topspeed	Laptime
1	Pit Out	32.663	31.085	27.626		2:31.214	4	<u>42.118</u>	31.704	31.743	29.967	<u>260.6</u>	2:15.532
2	43.081	31.820	31.595	28.658	236,6	2:15.154	5	43.544	31.612	<u>30.413</u>	<u>27.527</u>	240,8	<u>2:13.096</u>
3	42.644	<u>31.277</u>	31.596	27.875	235,3	2:13.392	6	42.552	32.308	32.124	28.505	259,9	2:15.489

3													
lap	Sect-1	Sect-2	Sect-3	Sect-4	TopSpeed	Laptime	lap	Sect-1	Sect-2	Sect-3	Sect-4	Topspeed	Laptime
1	Pit Out	32.242	31.782	28.221		2:25.505	5	42.347	<u>31.319</u>	30.341	26.581	279,6	2:10.588
2	43.950	32.309	30.670	26.912	273,7	2:13.841	6	42.597	31.505	30.213	27.754	<u>280.9</u>	2:12.069
3	42.712	31.775	30.070	26.669	280,3	2:11.226	7	<u>42.090</u>	31.461	<u>29.452</u>	<u>26.504</u>	280,1	<u>2:09.507</u>
4	42.722	31.407	29.615	26.611	278,0	2:10.355	8						

5													
lap	Sect-1	Sect-2	Sect-3	Sect-4	TopSpeed	Laptime	lap	Sect-1	Sect-2	Sect-3	Sect-4	Topspeed	Laptime
1	Pit Out	33.264	32.301	27.217		2:33.752	4	Pit Out	31.896	31.174	27.136		2:55.433
2	44.032	31.876	30.749	27.228	247,7	2:13.885	5	43.785	<u>31.134</u>	<u>30.692</u>	<u>26.660</u>	240,0	<u>2:12.271</u>
3	<u>43.401</u>	32.539	31.359	Pit In	242,5	2:29.592	6	49.111	Pit In	Pit In	Pit In	<u>274.9</u>	2:43.503

7													
lap	Sect-1	Sect-2	Sect-3	Sect-4	TopSpeed	Laptime	lap	Sect-1	Sect-2	Sect-3	Sect-4	Topspeed	Laptime
1	Pit Out	32.288	34.297	27.578		2:29.960	4	<u>42.062</u>	30.926	30.491	26.290	266,6	<u>2:09.769</u>
2	43.279	31.380	<u>29.604</u>	<u>26.422</u>	<u>279.8</u>	2:10.685	5	43.115	31.073	29.977	26.230	274,9	2:10.395
3	42.486	<u>30.542</u>	30.205	26.585	275,4	2:09.818	6	42.553	31.051	30.683	Pit In	265,7	2:27.153

9													
lap	Sect-1	Sect-2	Sect-3	Sect-4	TopSpeed	Laptime	lap	Sect-1	Sect-2	Sect-3	Sect-4	Topspeed	Laptime
1	Pit Out	33.523	33.114	30.052		2:30.465	4	45.192	32.059	31.926	28.657	243,5	2:17.834
2	45.466	32.718	32.085	29.357	<u>249.2</u>	2:19.626	5	44.064	32.005	30.808	28.641	242,7	2:15.518
3	44.718	32.085	31.436	28.943	244,9	2:17.182	6	<u>43.053</u>	<u>31.949</u>	<u>30.606</u>	<u>28.527</u>	244,1	<u>2:14.135</u>

12													
lap	Sect-1	Sect-2	Sect-3	Sect-4	TopSpeed	Laptime	lap	Sect-1	Sect-2	Sect-3	Sect-4	Topspeed	Laptime
1	Pit Out	33.191	31.266	27.176		2:31.240	4	42.592	31.170	<u>29.924</u>	<u>26.528</u>	263,6	2:10.214
2	43.202	<u>31.157</u>	30.364	26.412	267,6	2:11.135	5	42.488	31.162	30.013	26.502	266,4	<u>2:10.165</u>
3	<u>42.291</u>	31.189	30.184	26.537	<u>268.6</u>	2:10.201	6	43.027	32.508	30.004	26.529	249,4	2:12.068

13													
lap	Sect-1	Sect-2	Sect-3	Sect-4	TopSpeed	Laptime	lap	Sect-1	Sect-2	Sect-3	Sect-4	Topspeed	Laptime
1	Pit Out	34.037	33.540	28.364		2:37.994	4	43.378	<u>31.627</u>	49.073	29.623	<u>241.9</u>	2:33.701
2	46.281	32.125	32.696	28.478	239,0	2:19.580	5	43.588	31.752	31.725	29.793	229,4	2:16.858
3	43.610	31.753	<u>31.605</u>	<u>28.279</u>	241,5	<u>2:15.247</u>	6	<u>43.189</u>	31.716	32.095	28.556	240,6	2:15.556

15													
lap	Sect-1	Sect-2	Sect-3	Sect-4	TopSpeed	Laptime	lap	Sect-1	Sect-2	Sect-3	Sect-4	Topspeed	Laptime
1	Pit Out	31.824	31.104	27.259		2:23.426	4	<u>41.957</u>	31.505	31.509	26.899	260,6	2:11.870
2	42.507	31.184	<u>30.014</u>	<u>26.737</u>	269,3	2:10.442	5	42.812	<u>30.828</u>	30.074	26.858	230,4	2:10.572
3	42.418	31.162	30.047	26.745	<u>271.7</u>	<u>2:10.372</u>	6	43.060	31.770	30.402	Pit In	249,8	2:26.526

17													
lap	Sect-1	Sect-2	Sect-3	Sect-4	TopSpeed	Laptime	lap	Sect-1	Sect-2	Sect-3	Sect-4	Topspeed	Laptime
1	Pit Out	32.051	31.974	27.201		2:25.977	4	43.087	30.438	31.376	30.369	275,7	2:15.270
2	42.475	30.918	31.340	26.641	271,0	2:11.374	5	42.729	31.241	30.919	26.770	255,1	2:11.659
3	<u>41.516</u>	31.157	30.314	27.974	282,7	2:10.961	6	42.606	<u>29.805</u>	<u>29.579</u>	<u>26.078</u>	237,2	<u>2:08.068</u>

17													
lap	Sect-1	Sect-2	Sect-3	Sect-4	TopSpeed	Laptime	lap	Sect-1	Sect-2	Sect-3	Sect-4	Topspeed	Laptime
1	Pit Out	32.042	30.462	28.551		2:27.578	5	41.816	30.131	30.213	27.712	241,5	2:09.872
2	43.143	32.530	31.480	29.242	245,1	2:16.395	6	<u>41.249</u>	<u>30.053</u>	30.394	28.921	244,9	2:10.617
3	42.000	30.557	<u>29.566</u>	<u>27.718</u>	241,5	<u>2:09.841</u>	7	42.220	31.424	30.064	30.843	<u>245.7</u>	2:14.551
4	42.032	30.351	30.315	28.271	244,3	2:10.969	8						



Russia Championship Motoring Stage 3 Igora Drive

TrackDay

14 - 16 July 2023

Laps and Sector Times - Heat 18 - Group B

- 5183 mtr.

18													
lap	Sect-1	Sect-2	Sect-3	Sect-4	TopSpeed	Laptime	lap	Sect-1	Sect-2	Sect-3	Sect-4	Topspeed	Laptime
1	Pit Out	31.629	29.495	26.589		2:15.332	4	42.053	30.732	29.535	26.313	270,7	<u>2:08.633</u>
2	<u>41.810</u>	30.786	29.602	27.136	<u>278,8</u>	2:09.334	5	42.702	<u>30.642</u>	<u>29.338</u>	Pit In	273,4	2:31.994
3	41.883	31.149	29.966	26.382	277,5	2:09.380	6						

21													
lap	Sect-1	Sect-2	Sect-3	Sect-4	TopSpeed	Laptime	lap	Sect-1	Sect-2	Sect-3	Sect-4	Topspeed	Laptime
1	Pit Out	32.683	32.231	30.132		2:31.396	4	43.563	32.035	31.251	30.759	231,0	2:17.608
2	44.489	32.358	31.094	28.739	224,1	2:16.680	5	43.056	32.481	31.380	29.570	230,2	2:16.487
3	43.178	<u>30.937</u>	<u>30.223</u>	<u>28.460</u>	233,3	<u>2:12.798</u>	6	<u>42.828</u>	31.230	31.074	28.477	<u>240,0</u>	2:13.609

23													
lap	Sect-1	Sect-2	Sect-3	Sect-4	TopSpeed	Laptime	lap	Sect-1	Sect-2	Sect-3	Sect-4	Topspeed	Laptime
1	Pit Out	31.731	30.730	29.043		2:26.689	4	41.645	30.211	29.927	27.994	243,1	2:09.777
2	43.603	30.959	30.057	29.018	240,0	2:13.637	5	<u>41.288</u>	<u>30.087</u>	<u>29.627</u>	<u>28.261</u>	<u>243,5</u>	<u>2:09.263</u>
3	41.627	30.514	30.062	28.212	242,9	2:10.415	6						

34													
lap	Sect-1	Sect-2	Sect-3	Sect-4	TopSpeed	Laptime	lap	Sect-1	Sect-2	Sect-3	Sect-4	Topspeed	Laptime
1	Pit Out	31.521	30.543	27.693		2:19.796	4	42.262	31.403	31.008	27.549	200,8	2:12.222
2	42.528	<u>30.452</u>	30.621	27.664	<u>246,1</u>	2:11.265	5	<u>41.131</u>	31.931	30.129	27.514	243,9	2:10.705
3	41.532	31.695	30.640	29.082	245,9	2:12.949	6	41.183	31.126	<u>29.891</u>	<u>27.706</u>	243,1	<u>2:09.906</u>

34													
lap	Sect-1	Sect-2	Sect-3	Sect-4	TopSpeed	Laptime	lap	Sect-1	Sect-2	Sect-3	Sect-4	Topspeed	Laptime
1	Pit Out	32.864	32.068	27.939		2:31.870	4	44.339	32.620	31.353	28.604	255,7	2:16.916
2	45.472	<u>31.981</u>	31.292	27.232	228,3	2:15.977	5	44.277	32.590	31.954	Pit In	259,9	2:38.586
3	<u>43.650</u>	32.039	<u>31.098</u>	<u>27.171</u>	<u>261,1</u>	<u>2:13.958</u>	6						

35													
lap	Sect-1	Sect-2	Sect-3	Sect-4	TopSpeed	Laptime	lap	Sect-1	Sect-2	Sect-3	Sect-4	Topspeed	Laptime
1	Pit Out	32.606	31.891	27.096		2:24.783	4	43.310	31.936	31.274	26.726	252,9	2:13.246
2	43.033	31.299	30.377	26.576	234,4	2:11.285	5	43.504	31.292	30.805	26.624	232,6	2:12.225
3	42.904	<u>30.944</u>	<u>30.040</u>	<u>26.474</u>	246,5	<u>2:10.362</u>	6	<u>42.769</u>	30.989	30.883	26.887	233,3	2:11.528


37													
lap	Sect-1	Sect-2	Sect-3	Sect-4	TopSpeed	Laptime	lap	Sect-1	Sect-2	Sect-3	Sect-4	Topspeed	Laptime
1	Pit Out	31.406	32.027	28.136		2:31.088	4	<u>42.367</u>	<u>30.531</u>	<u>29.757</u>	<u>27.336</u>	258,2	<u>2:09.991</u>
2	43.381	31.779	31.133	27.695	257,9	2:13.988	5	44.109	31.070	30.365	27.626	<u>259,5</u>	2:13.170
3	43.088	31.755	30.269	27.643	256,8	2:12.755	6	1:04.739	51.252	58.731	Pit In	254,0	3:50.483

39													
lap	Sect-1	Sect-2	Sect-3	Sect-4	TopSpeed	Laptime	lap	Sect-1	Sect-2	Sect-3	Sect-4	Topspeed	Laptime
1	Pit Out	32.350	32.484	27.325		2:25.228	3	<u>41.629</u>	<u>30.828</u>	<u>31.008</u>	<u>27.134</u>	251,2	<u>2:10.599</u>
2	42.076	31.256	31.158	26.758	241,7	2:11.248	4	43.145	31.564	33.670	Pit In	<u>256,0</u>	2:30.601

41													
lap	Sect-1	Sect-2	Sect-3	Sect-4	TopSpeed	Laptime	lap	Sect-1	Sect-2	Sect-3	Sect-4	Topspeed	Laptime
1	Pit Out	32.836	31.924	27.504		2:29.645	4	<u>41.745</u>	37.331	31.439	26.625	271,5	2:17.140
2	42.341	33.478	31.616	27.134	268,1	2:14.569	5	42.718	<u>30.665</u>	30.975	26.700	247,3	2:11.058
3	41.948	30.780	30.589	30.176	270,7	2:13.493	6	41.922	31.693	<u>30.072</u>	<u>27.200</u>	254,2	<u>2:10.887</u>

43													
lap	Sect-1	Sect-2	Sect-3	Sect-4	TopSpeed	Laptime	lap	Sect-1	Sect-2	Sect-3	Sect-4	Topspeed	Laptime
1	Pit Out	32.153	33.820	28.543		2:28.159	4	42.089	33.119	36.689	27.858	269,5	2:19.755
2	42.824	31.319	<u>29.949</u>	<u>26.114</u>	<u>275,4</u>	2:10.206	5	42.354	30.621	30.063	28.572	261,1	2:11.610
3	42.548	<u>30.476</u>	30.141	26.659	<u>272,7</u>	<u>2:09.824</u>	6	<u>41.864</u>	31.776	29.955	27.039	252,1	2:10.634

43													
lap	Sect-1	Sect-2	Sect-3	Sect-4	TopSpeed	Laptime	lap	Sect-1	Sect-2	Sect-3	Sect-4	Topspeed	Laptime
1	Pit Out	34.249	32.419	27.992		2:34.005	4	43.781	<u>31.777</u>	<u>30.594</u>	<u>27.522</u>	251,5	2:13.674
2	47.320	34.399	32.119	Pit In	<u>265,2</u>	2:35.856	5	<u>43.453</u>	31.998	30.729	27.378	263,1	<u>2:13.558</u>
3	Pit Out	33.119	31.736	27.806		4:21.599	6						



Russia Championship Motoring Stage 3 Igora Drive

TrackDay

14 - 16 July 2023

Laps and Sector Times - Heat 18 - Group B

- 5183 mtr.

48													
lap	Sect-1	Sect-2	Sect-3	Sect-4	TopSpeed	Laptime	lap	Sect-1	Sect-2	Sect-3	Sect-4	Topspeed	Laptime
1	Pit Out	32.900	31.157	27.476		2:24.615	4	42.287	31.406	30.746	26.814	274,9	2:11.253
2	43.371	31.361	30.566	27.031	<u>276,0</u>	2:12.329	5	<u>42.246</u>	30.949	30.546	26.803	263,8	2:10.544
3	42.918	31.682	31.146	28.107	275,2	2:13.853	6	42.246	<u>30.901</u>	<u>29.997</u>	<u>26.508</u>	270,2	<u>2:09.652</u>

61													
lap	Sect-1	Sect-2	Sect-3	Sect-4	TopSpeed	Laptime	lap	Sect-1	Sect-2	Sect-3	Sect-4	Topspeed	Laptime
1	Pit Out	31.273	31.863	28.883		2:29.877	4	42.691	31.928	30.962	29.254	235,5	2:14.835
2	43.015	31.375	31.153	28.953	239,8	2:14.496	5	<u>42.006</u>	<u>30.683</u>	31.179	29.328	229,9	2:13.196
3	43.183	30.772	31.279	28.952	<u>242,7</u>	2:14.186	6	42.488	31.012	<u>30.779</u>	<u>27.800</u>	219,0	<u>2:12.079</u>

67													
lap	Sect-1	Sect-2	Sect-3	Sect-4	TopSpeed	Laptime	lap	Sect-1	Sect-2	Sect-3	Sect-4	Topspeed	Laptime
1	Pit Out	31.021	30.146	30.173		2:33.798	4	<u>42.072</u>	30.746	<u>29.623</u>	26.894	260,6	2:09.335
2	43.347	31.990	30.291	27.680	270,2	2:13.308	5	44.985	30.555	30.400	28.093	<u>280,3</u>	2:14.033
3	43.196	32.316	29.995	27.901	265,7	2:13.408	6	50.108	<u>29.851</u>	30.507	Pit In	254,0	2:37.139

69													
lap	Sect-1	Sect-2	Sect-3	Sect-4	TopSpeed	Laptime	lap	Sect-1	Sect-2	Sect-3	Sect-4	Topspeed	Laptime
1	Pit Out	31.438	31.976	28.798		2:26.574	4	42.829	31.510	31.333	28.395	243,5	2:14.067
2	43.283	31.353	31.114	28.749	<u>244,5</u>	2:14.499	5	42.365	30.985	31.141	28.186	243,7	2:12.677
3	43.059	31.989	30.913	28.721	243,5	2:14.682	6	<u>42.300</u>	<u>30.914</u>	<u>30.741</u>	<u>28.339</u>	243,3	<u>2:12.294</u>

70													
lap	Sect-1	Sect-2	Sect-3	Sect-4	TopSpeed	Laptime	lap	Sect-1	Sect-2	Sect-3	Sect-4	Topspeed	Laptime
1	Pit Out	30.968	31.123	27.013		2:18.487	4	<u>41.169</u>	<u>30.173</u>	30.714	26.753	<u>264,3</u>	2:08.809
2	42.017	30.669	31.122	28.209	261,3	2:12.017	5	41.506	30.502	30.379	27.683	262,9	2:10.070
3	41.443	30.601	29.940	26.668	257,5	<u>2:08.652</u>	6	41.721	30.946	<u>29.854</u>	<u>28.140</u>	260,6	2:10.661

70													
lap	Sect-1	Sect-2	Sect-3	Sect-4	TopSpeed	Laptime	lap	Sect-1	Sect-2	Sect-3	Sect-4	Topspeed	Laptime
1	Pit Out	32.152	31.825	27.755		2:28.358	4	43.631	<u>31.271</u>	<u>30.529</u>	<u>26.950</u>	259,9	2:12.381
2	43.573	31.398	30.872	26.870	259,3	2:12.713	5	43.616	32.507	31.479	Pit In	<u>272,9</u>	2:37.842
3	<u>43.236</u>	31.456	30.608	26.997	262,2	<u>2:12.297</u>	6						


73													
lap	Sect-1	Sect-2	Sect-3	Sect-4	TopSpeed	Laptime	lap	Sect-1	Sect-2	Sect-3	Sect-4	Topspeed	Laptime
1	Pit Out	33.598	32.798	27.069		2:35.041	3	<u>44.394</u>	<u>32.301</u>	32.132	Pit In	<u>259,7</u>	2:28.844
2	44.897	32.374	<u>31.545</u>	<u>27.462</u>	259,3	<u>2:16.278</u>	4						

74													
lap	Sect-1	Sect-2	Sect-3	Sect-4	TopSpeed	Laptime	lap	Sect-1	Sect-2	Sect-3	Sect-4	Topspeed	Laptime
1	Pit Out	30.964	30.196	28.033		2:20.200	4	42.425	30.630	30.483	27.402	243,1	2:10.940
2	41.813	30.899	32.098	30.982	244,3	2:15.792	5	41.720	<u>30.254</u>	32.065	28.748	245,5	2:12.787
3	<u>41.372</u>	30.349	29.501	27.652	242,1	<u>2:08.874</u>	6	41.931	31.275	<u>29.414</u>	<u>27.712</u>	239,8	2:10.332

80													
lap	Sect-1	Sect-2	Sect-3	Sect-4	TopSpeed	Laptime	lap	Sect-1	Sect-2	Sect-3	Sect-4	Topspeed	Laptime
1	Pit Out	33.056	31.091	31.322		2:28.668	4	<u>44.025</u>	<u>31.789</u>	<u>30.876</u>	<u>28.865</u>	<u>259,7</u>	<u>2:15.555</u>
2	1:16.997	32.908	33.243	31.773	235,7	2:54.921	5	1:03.754	36.181	37.161	Pit In	174,0	3:03.721
3	46.237	<u>33.136</u>	31.856	28.841	228,3	2:20.070	6						

85													
lap	Sect-1	Sect-2	Sect-3	Sect-4	TopSpeed	Laptime	lap	Sect-1	Sect-2	Sect-3	Sect-4	Topspeed	Laptime
1	Pit Out	33.716	31.452	27.872		2:32.660	4	43.876	33.188	30.578	27.282	252,1	2:14.924
2	44.217	32.219	31.123	27.491	<u>268,8</u>	2:15.050	5	<u>43.542</u>	32.274	<u>30.494</u>	<u>27.343</u>	267,6	<u>2:13.653</u>
3	43.803	33.118	30.818	27.398	247,3	2:15.137	6	44.611	<u>32.193</u>	32.439	Pit In	<u>268,8</u>	2:37.171

87													
lap	Sect-1	Sect-2	Sect-3	Sect-4	TopSpeed	Laptime	lap	Sect-1	Sect-2	Sect-3	Sect-4	Topspeed	Laptime
1	Pit Out	32.977	32.026	28.765		2:27.704	4	43.164	31.497	31.364	28.763	233,5	2:14.788
2	44.106	31.594	32.070	29.727	246,3	2:17.497	5	42.952	<u>31.129</u>	31.116	28.245	242,9	2:13.442



Russia Championship Motoring Stage 3 Igora Drive

TrackDay

14 - 16 July 2023

Laps and Sector Times - Heat 18 - Group B

- 5183 mtr.

3	43.233	31.509	31.662	28.563	248,5	2:14.967	6	42.501	31.212	30.867	28.163	249,6	2:12.743
---	--------	--------	--------	--------	-------	----------	---	--------	--------	--------	--------	-------	----------

90													
lap	Sect-1	Sect-2	Sect-3	Sect-4	TopSpeed	Laptime	lap	Sect-1	Sect-2	Sect-3	Sect-4	Topspeed	Laptime
1	Pit Out	32.185	30.477	27.896		2:22.985	5	43.871	32.863	30.706	27.495	234,4	2:14.935
2	43.002	32.057	31.304	27.427	268,3	2:13.790	6	42.837	32.160	30.871	29.029	278,0	2:14.897
3	42.456	31.605	30.623	27.798	270,2	2:12.482	7	43.134	32.027	<u>30.471</u>	<u>29.686</u>	250,8	2:15.318
4	<u>42.058</u>	<u>31.592</u>	30.858	27.339	<u>278,8</u>	<u>2:11.847</u>	8						

96													
lap	Sect-1	Sect-2	Sect-3	Sect-4	TopSpeed	Laptime	lap	Sect-1	Sect-2	Sect-3	Sect-4	Topspeed	Laptime
1	Pit Out	32.171	31.708	28.260		2:26.176	4	<u>42.767</u>	<u>31.046</u>	<u>29.673</u>	<u>27.182</u>	<u>274,9</u>	<u>2:10.668</u>
2	43.771	32.872	30.646	27.431	271,0	2:14.720	5	43.429	32.129	32.785	Pit In	268,6	2:30.150
3	42.927	31.809	30.195	26.862	274,7	2:11.793	6						

99													
lap	Sect-1	Sect-2	Sect-3	Sect-4	TopSpeed	Laptime	lap	Sect-1	Sect-2	Sect-3	Sect-4	Topspeed	Laptime
1	Pit Out	31.962	31.409	<u>28.501</u>		2:32.565	4	<u>42.889</u>	<u>31.100</u>	31.456	28.375	236,8	2:13.820
2	44.784	31.899	32.128	28.829	<u>239,0</u>	2:17.640	5	44.027	31.653	32.502	28.829	237,3	2:17.011
3	44.224	31.519	32.738	29.759	234,6	2:18.240	6	43.698	32.317	31.451	29.021	234,0	2:16.487

99													
lap	Sect-1	Sect-2	Sect-3	Sect-4	TopSpeed	Laptime	lap	Sect-1	Sect-2	Sect-3	Sect-4	Topspeed	Laptime
1	Pit Out	31.972	33.075	29.924		2:30.741	4	<u>44.234</u>	31.868	32.131	28.218	241,0	<u>2:16.451</u>
2	46.615	32.958	32.193	28.509	<u>245,1</u>	2:20.275	5	45.440	<u>31.859</u>	<u>31.271</u>	<u>28.342</u>	212,9	2:16.912
3	45.038	31.984	31.687	28.608	240,0	2:17.317	6	46.138	32.628	31.439	28.065	238,1	2:18.270

169													
lap	Sect-1	Sect-2	Sect-3	Sect-4	TopSpeed	Laptime	lap	Sect-1	Sect-2	Sect-3	Sect-4	Topspeed	Laptime
1	Pit Out	32.918	32.716	29.538		2:34.339	4	<u>42.500</u>	31.920	31.754	28.622	<u>240,6</u>	2:14.796
2	44.298	33.213	32.477	29.924	240,0	2:19.912	5	43.221	<u>31.531</u>	<u>31.261</u>	<u>28.772</u>	239,0	<u>2:14.785</u>
3	43.722	32.182	32.087	28.893	226,8	2:16.884	6	43.832	32.043	31.457	28.453	239,2	2:15.785


256													
lap	Sect-1	Sect-2	Sect-3	Sect-4	TopSpeed	Laptime	lap	Sect-1	Sect-2	Sect-3	Sect-4	Topspeed	Laptime
1	Pit Out	31.867	32.246	28.163		2:26.783	4	<u>42.589</u>	31.084	30.667	27.674	<u>268,1</u>	2:12.014
2	43.976	31.747	30.756	27.374	249,8	2:13.853	5	43.561	32.091	31.563	27.896	243,1	2:15.111
3	42.986	31.487	<u>30.356</u>	<u>26.875</u>	265,7	<u>2:11.704</u>	6	43.222	<u>31.015</u>	30.551	27.552	255,1	2:12.340

314													
lap	Sect-1	Sect-2	Sect-3	Sect-4	TopSpeed	Laptime	lap	Sect-1	Sect-2	Sect-3	Sect-4	Topspeed	Laptime
1	Pit Out	37.594	35.172	29.982		2:42.727	4	<u>43.320</u>	34.873	32.372	27.495	264,1	2:18.060
2	44.865	32.888	32.993	27.522	265,0	2:18.268	5	43.488	31.590	30.993	27.627	<u>269,5</u>	<u>2:13.698</u>
3	44.184	32.574	31.723	28.380	261,8	2:16.861	6	45.072	<u>31.419</u>	<u>30.846</u>	<u>28.654</u>	264,3	2:15.991

505													
lap	Sect-1	Sect-2	Sect-3	Sect-4	TopSpeed	Laptime	lap	Sect-1	Sect-2	Sect-3	Sect-4	Topspeed	Laptime
1	Pit Out	32.687	34.409	28.326		2:31.519	4	1:01.879	30.497	30.489	27.649	242,7	2:30.514
2	44.133	31.721	29.958	30.400	<u>246,9</u>	2:16.212	5	41.621	29.832	31.809	29.606	243,9	2:12.868
3	43.348	30.849	30.400	28.059	229,0	2:12.656	6	<u>41.452</u>	<u>29.822</u>	<u>29.478</u>	<u>27.465</u>	243,7	<u>2:08.217</u>

666													
lap	Sect-1	Sect-2	Sect-3	Sect-4	TopSpeed	Laptime	lap	Sect-1	Sect-2	Sect-3	Sect-4	Topspeed	Laptime
1	Pit Out	32.419	31.889	27.689		2:26.352	4	43.024	<u>31.010</u>	<u>29.751</u>	<u>27.221</u>	270,7	2:11.006
2	44.336	31.198	30.511	27.081	258,8	2:13.126	5	46.226	31.132	29.987	27.241	<u>280,1</u>	2:14.586
3	43.665	31.230	30.128	27.379	271,2	2:12.402	6	<u>42.178</u>	31.198	30.109	27.061	268,1	<u>2:10.546</u>

858													
lap	Sect-1	Sect-2	Sect-3	Sect-4	TopSpeed	Laptime	lap	Sect-1	Sect-2	Sect-3	Sect-4	Topspeed	Laptime
1	Pit Out	32.384	31.337	27.880		2:31.374	4	<u>42.168</u>	31.927	32.127	29.455	239,2	2:15.677
2	43.034	31.725	31.614	28.876	<u>241,4</u>	2:15.249	5	43.745	31.434	<u>30.305</u>	<u>28.385</u>	238,5	<u>2:13.869</u>
3	42.519	31.277	31.531	28.741	241,0	2:14.068	6	42.352	<u>30.676</u>	32.080	28.878	239,6	2:13.986



Russia Championship Motoring Stage 3
Igora Drive

TrackDay

14 - 16 July 2023

Laps and Sector Times - Heat 18 - Group B

- 5183 mtr.

888													
lap	Sect-1	Sect-2	Sect-3	Sect-4	TopSpeed	Laptime	lap	Sect-1	Sect-2	Sect-3	Sect-4	Topspeed	Laptime
1	Pit Out	31.885	30.367	26.786		2:23.879	5	42.717	30.828	<u>30.119</u>	<u>26.417</u>	245,7	<u>2:10.081</u>
2	45.507	32.882	30.825	26.786	256,2	2:16.000	6	<u>42.254</u>	<u>30.542</u>	30.388	27.164	<u>278,3</u>	2:10.348
3	42.981	31.427	30.325	26.541	269,3	2:11.274	7	43.921	31.262	30.300	27.528	265,2	2:13.011
4	43.086	31.072	30.388	26.541	256,4	2:11.087	8						