



Russia Championship Motoring Stage 3 Igora Drive

TrackDay

14 - 16 July 2023

Laps and Sector Times - Heat 17 - Group C

- 5183 mtr.

| 8 | | | | | | | | | | | | | |
|-----|---------|--------|--------|--------|--------------|----------|-----|---------------|---------------|---------------|---------------|----------|-----------------|
| lap | Sect-1 | Sect-2 | Sect-3 | Sect-4 | TopSpeed | Laptime | lap | Sect-1 | Sect-2 | Sect-3 | Sect-4 | Topspeed | Laptime |
| 1 | Pit Out | 33.137 | 32.438 | 29.718 | | 2:30.783 | 4 | 46.158 | 34.092 | 34.558 | 30.850 | 221.9 | 2:25.658 |
| 2 | 46.372 | 36.557 | 34.231 | 29.795 | <u>241.5</u> | 2:26.955 | 5 | <u>43.622</u> | 33.116 | <u>32.030</u> | <u>29.349</u> | 240.8 | <u>2:18.117</u> |
| 3 | 45.090 | 33.660 | 32.817 | 29.432 | 236.4 | 2:20.999 | 6 | 44.817 | <u>33.097</u> | 32.842 | 29.215 | 231.3 | 2:19.971 |

| 14 | | | | | | | | | | | | | |
|-----|---------|--------|--------|--------|--------------|----------|-----|---------------|---------------|---------------|---------------|----------|-----------------|
| lap | Sect-1 | Sect-2 | Sect-3 | Sect-4 | TopSpeed | Laptime | lap | Sect-1 | Sect-2 | Sect-3 | Sect-4 | Topspeed | Laptime |
| 1 | Pit Out | 34.843 | 32.089 | 28.212 | | 2:29.880 | 4 | <u>44.939</u> | 33.824 | 32.061 | 27.891 | 241.0 | 2:18.715 |
| 2 | 45.999 | 33.232 | 32.523 | 28.303 | 230.8 | 2:20.057 | 5 | 45.265 | 32.778 | <u>31.465</u> | <u>28.075</u> | 243.9 | <u>2:17.583</u> |
| 3 | 47.006 | 32.845 | 32.222 | 27.616 | <u>263.6</u> | 2:19.689 | 6 | 45.982 | <u>32.756</u> | 31.643 | 27.618 | 238.9 | 2:17.999 |

| 15 | | | | | | | | | | | | | |
|-----|---------|--------|--------|--------|----------|----------|-----|---------------|---------------|---------------|---------------|--------------|-----------------|
| lap | Sect-1 | Sect-2 | Sect-3 | Sect-4 | TopSpeed | Laptime | lap | Sect-1 | Sect-2 | Sect-3 | Sect-4 | Topspeed | Laptime |
| 1 | Pit Out | 31.753 | 34.646 | 33.464 | | 2:42.875 | 3 | <u>44.833</u> | <u>31.639</u> | <u>33.448</u> | <u>32.781</u> | <u>174.6</u> | <u>2:22.701</u> |
| 2 | 47.974 | 32.215 | 33.457 | 33.036 | 172.5 | 2:26.682 | 4 | 46.344 | 35.477 | 37.124 | Pit In | 174.5 | 2:49.361 |

| 17 | | | | | | | | | | | | | |
|-----|---------|---------------|--------|--------|----------|-----------------|-----|---------------|--------|---------------|---------------|--------------|----------|
| lap | Sect-1 | Sect-2 | Sect-3 | Sect-4 | TopSpeed | Laptime | lap | Sect-1 | Sect-2 | Sect-3 | Sect-4 | Topspeed | Laptime |
| 1 | Pit Out | 35.674 | 35.878 | 31.614 | | 2:49.421 | 4 | 48.417 | 34.479 | 34.676 | 30.702 | 216.9 | 2:28.274 |
| 2 | 49.394 | 34.785 | 34.844 | 31.418 | 160.0 | 2:30.441 | 5 | <u>47.859</u> | 35.368 | <u>34.338</u> | <u>30.974</u> | <u>220.4</u> | 2:28.539 |
| 3 | 47.868 | <u>33.956</u> | 35.453 | 30.561 | 219.5 | <u>2:27.838</u> | 6 | | | | | | |

| 19 | | | | | | | | | | | | | |
|-----|---------------|---------------|---------------|---------------|--------------|-----------------|-----|--------|--------|--------|--------|----------|----------|
| lap | Sect-1 | Sect-2 | Sect-3 | Sect-4 | TopSpeed | Laptime | lap | Sect-1 | Sect-2 | Sect-3 | Sect-4 | Topspeed | Laptime |
| 1 | Pit Out | 35.112 | 33.396 | 29.170 | | 2:35.352 | 5 | 45.509 | 33.261 | 32.549 | 28.253 | 251.2 | 2:19.572 |
| 2 | 48.431 | 33.831 | 32.539 | 27.922 | 249.6 | 2:22.723 | 6 | 45.500 | 33.958 | 33.218 | 30.000 | 248.3 | 2:22.676 |
| 3 | <u>45.433</u> | <u>33.206</u> | 32.239 | 28.292 | 256.2 | <u>2:19.170</u> | 7 | 45.503 | 33.967 | 33.671 | 28.921 | 249.2 | 2:22.062 |
| 4 | 45.681 | 33.551 | <u>32.054</u> | <u>28.679</u> | <u>266.2</u> | 2:19.965 | 8 | | | | | | |

| 24 | | | | | | | | | | | | | |
|-----|---------|---------------|--------|--------|--------------|----------|-----|---------------|--------|---------------|---------------|----------|-----------------|
| lap | Sect-1 | Sect-2 | Sect-3 | Sect-4 | TopSpeed | Laptime | lap | Sect-1 | Sect-2 | Sect-3 | Sect-4 | Topspeed | Laptime |
| 1 | Pit Out | 36.418 | 35.461 | 31.098 | | 2:42.756 | 4 | 47.040 | 33.828 | 33.379 | 29.789 | 229.4 | 2:24.036 |
| 2 | 48.164 | <u>33.635</u> | 33.057 | 31.226 | 221.9 | 2:26.082 | 5 | <u>46.093</u> | 33.799 | 33.432 | 30.288 | 233.8 | <u>2:23.612</u> |
| 3 | 47.494 | 34.530 | 33.550 | 30.323 | <u>237.3</u> | 2:25.897 | 6 | 46.917 | 33.704 | <u>32.973</u> | <u>30.756</u> | 232.6 | 2:24.350 |



| 27 | | | | | | | | | | | | | |
|-----|---------|--------|--------|--------|----------|----------|-----|---------------|---------------|---------------|---------------|--------------|-----------------|
| lap | Sect-1 | Sect-2 | Sect-3 | Sect-4 | TopSpeed | Laptime | lap | Sect-1 | Sect-2 | Sect-3 | Sect-4 | Topspeed | Laptime |
| 1 | Pit Out | 35.495 | 33.673 | 29.775 | | 2:37.593 | 4 | 46.799 | 34.016 | 33.105 | 28.910 | 264.3 | 2:22.830 |
| 2 | 47.560 | 34.872 | 34.046 | 29.095 | 258.4 | 2:25.573 | 5 | <u>46.475</u> | <u>33.521</u> | <u>32.095</u> | <u>29.421</u> | 254.0 | <u>2:21.512</u> |
| 3 | 46.666 | 34.579 | 32.783 | 28.672 | 256.0 | 2:22.700 | 6 | 47.151 | 33.620 | 32.540 | 29.157 | <u>266.2</u> | 2:22.468 |

| 33 | | | | | | | | | | | | | |
|-----|---------|---------------|---------------|---------------|----------|----------|-----|---------------|--------|--------|--------|----------|-----------------|
| lap | Sect-1 | Sect-2 | Sect-3 | Sect-4 | TopSpeed | Laptime | lap | Sect-1 | Sect-2 | Sect-3 | Sect-4 | Topspeed | Laptime |
| 1 | Pit Out | 33.744 | 35.970 | 34.729 | | 2:36.429 | 4 | <u>46.019</u> | 32.858 | 35.328 | 35.128 | 169.2 | 2:29.333 |
| 2 | 46.481 | 33.680 | <u>34.979</u> | <u>34.587</u> | 171.4 | 2:29.727 | 5 | 46.662 | 32.870 | 35.327 | 34.790 | 170.6 | 2:29.649 |
| 3 | 46.484 | <u>32.718</u> | 35.071 | 34.598 | 168.6 | 2:28.871 | 6 | 46.411 | 33.164 | 35.094 | 33.942 | 169.3 | <u>2:28.611</u> |

| 40 | | | | | | | | | | | | | |
|-----|---------------|---------------|---------------|---------------|----------|-----------------|-----|--------|--------|--------|--------|--------------|----------|
| lap | Sect-1 | Sect-2 | Sect-3 | Sect-4 | TopSpeed | Laptime | lap | Sect-1 | Sect-2 | Sect-3 | Sect-4 | Topspeed | Laptime |
| 1 | Pit Out | 32.151 | <u>32.515</u> | <u>28.571</u> | | 2:34.336 | 4 | 45.926 | 32.752 | 33.146 | 28.499 | <u>247.9</u> | 2:20.323 |
| 2 | <u>44.141</u> | <u>32.071</u> | 32.600 | 28.232 | 244.7 | <u>2:17.044</u> | 5 | 47.725 | 34.514 | 35.477 | Pit In | 238.9 | 2:48.958 |
| 3 | 45.090 | 33.052 | 32.555 | 28.853 | 246.7 | 2:19.550 | 6 | | | | | | |

| 42 | | | | | | | | | | | | | |
|-----|---------|--------|---------------|---------------|----------|----------|-----|---------------|---------------|--------|--------|----------|-----------------|
| lap | Sect-1 | Sect-2 | Sect-3 | Sect-4 | TopSpeed | Laptime | lap | Sect-1 | Sect-2 | Sect-3 | Sect-4 | Topspeed | Laptime |
| 1 | Pit Out | 31.997 | 33.392 | 32.697 | | 2:28.113 | 4 | 43.821 | 33.046 | 44.176 | 32.280 | 178.6 | 2:33.323 |
| 2 | 44.556 | 32.059 | 33.914 | 32.334 | 176.1 | 2:22.863 | 5 | 44.099 | 31.322 | 32.894 | 32.291 | 178.9 | 2:20.606 |
| 3 | 44.090 | 31.384 | <u>32.804</u> | <u>33.102</u> | 177.7 | 2:21.380 | 6 | <u>43.739</u> | <u>31.194</u> | 32.852 | 32.204 | 178.2 | <u>2:19.989</u> |

| 43 | | | | | | | | | | | | | |
|-----|---------|---------------|--------|--------|----------|----------|-----|--------|--------|---------------|---------------|----------|-----------------|
| lap | Sect-1 | Sect-2 | Sect-3 | Sect-4 | TopSpeed | Laptime | lap | Sect-1 | Sect-2 | Sect-3 | Sect-4 | Topspeed | Laptime |
| 1 | Pit Out | <u>31.495</u> | 31.580 | 29.515 | | 2:28.301 | 4 | 42.990 | 33.851 | <u>30.461</u> | <u>29.217</u> | 226.6 | <u>2:16.519</u> |
| 2 | 44.286 | 32.628 | 31.880 | 30.757 | 226.6 | 2:19.551 | 5 | 46.446 | 32.812 | 30.600 | Pit In | 218.8 | 2:31.902 |



Russia Championship Motoring Stage 3 Igora Drive


TrackDay

14 - 16 July 2023

Laps and Sector Times - Heat 17 - Group C

- 5183 mtr.

| 3 | | | | | | | | | | | | | |
|-----|---------------|---------------|---------------|---------------|--------------|-----------------|-----|---------------|---------------|---------------|---------------|--------------|-----------------|
| | <u>42.780</u> | 32.149 | 32.191 | 29.682 | <u>230.6</u> | 2:16.802 | 6 | | | | | | |
| 47 | | | | | | | | | | | | | |
| lap | Sect-1 | Sect-2 | Sect-3 | Sect-4 | TopSpeed | Laptime | lap | Sect-1 | Sect-2 | Sect-3 | Sect-4 | Topspeed | Laptime |
| 1 | Pit Out | 34.514 | 34.001 | 28.557 | | 2:42.133 | 4 | 45.902 | 32.857 | 35.632 | Pit In | 247.5 | 2:46.857 |
| 2 | 47.484 | 33.567 | 32.908 | 28.672 | 239.4 | 2:22.631 | 5 | Pit Out | <u>32.153</u> | <u>32.605</u> | <u>28.363</u> | | 3:13.195 |
| 3 | <u>45.266</u> | 33.045 | 32.715 | 27.860 | <u>251.0</u> | <u>2:18.886</u> | 6 | | | | | | |
| 51 | | | | | | | | | | | | | |
| lap | Sect-1 | Sect-2 | Sect-3 | Sect-4 | TopSpeed | Laptime | lap | Sect-1 | Sect-2 | Sect-3 | Sect-4 | Topspeed | Laptime |
| 1 | Pit Out | 36.432 | 36.869 | 30.667 | | 2:44.859 | 4 | 48.238 | 35.425 | 36.254 | 31.907 | 234.6 | 2:31.824 |
| 2 | 48.651 | 35.189 | 37.156 | 30.996 | 224.2 | 2:31.992 | 5 | 47.672 | <u>35.065</u> | <u>35.724</u> | <u>30.633</u> | 223.1 | <u>2:29.094</u> |
| 3 | <u>47.411</u> | 35.310 | 36.285 | 30.957 | <u>244.5</u> | 2:29.963 | 6 | | | | | | |
| 60 | | | | | | | | | | | | | |
| lap | Sect-1 | Sect-2 | Sect-3 | Sect-4 | TopSpeed | Laptime | lap | Sect-1 | Sect-2 | Sect-3 | Sect-4 | Topspeed | Laptime |
| 1 | Pit Out | 33.323 | 34.529 | 33.489 | | 2:39.678 | 4 | <u>44.855</u> | 32.037 | 33.592 | 33.339 | 174.8 | 2:23.823 |
| 2 | 45.736 | <u>31.929</u> | 33.785 | 34.079 | 171.2 | 2:25.529 | 5 | 45.937 | 32.050 | 34.294 | 34.448 | 173.3 | 2:26.729 |
| 3 | <u>45.332</u> | 33.495 | 33.667 | 32.923 | 174.0 | 2:25.417 | 6 | 45.335 | 31.984 | <u>33.460</u> | <u>32.757</u> | 173.8 | <u>2:23.536</u> |
| 66 | | | | | | | | | | | | | |
| lap | Sect-1 | Sect-2 | Sect-3 | Sect-4 | TopSpeed | Laptime | lap | Sect-1 | Sect-2 | Sect-3 | Sect-4 | Topspeed | Laptime |
| 1 | Pit Out | 35.404 | 32.985 | 29.796 | | 2:37.347 | 4 | <u>44.977</u> | 33.717 | 31.036 | 27.906 | 263.6 | <u>2:17.636</u> |
| 2 | 45.982 | 34.619 | 31.902 | 28.715 | 259.5 | 2:21.218 | 5 | 46.428 | <u>32.956</u> | <u>30.874</u> | <u>28.112</u> | <u>265.5</u> | 2:18.370 |
| 3 | <u>45.011</u> | 34.181 | 31.318 | 28.317 | 259.7 | 2:18.827 | 6 | | | | | | |
| 71 | | | | | | | | | | | | | |
| lap | Sect-1 | Sect-2 | Sect-3 | Sect-4 | TopSpeed | Laptime | lap | Sect-1 | Sect-2 | Sect-3 | Sect-4 | Topspeed | Laptime |
| 1 | Pit Out | <u>31.474</u> | 31.529 | 29.736 | | 2:42.773 | 4 | 42.776 | 32.997 | <u>31.498</u> | <u>29.361</u> | 235.1 | 2:16.632 |
| 2 | 44.229 | 32.628 | 31.726 | 30.990 | 232.2 | 2:19.573 | 5 | 1:40.510 | 36.882 | 34.278 | 29.157 | <u>235.5</u> | 3:20.827 |
| 3 | <u>42.656</u> | 32.201 | 32.008 | 29.811 | 232.6 | 2:16.676 | 6 | 46.741 | 32.385 | 33.574 | Pit In | 222.1 | 3:34.548 |
| 80 | | | | | | | | | | | | | |
| lap | Sect-1 | Sect-2 | Sect-3 | Sect-4 | TopSpeed | Laptime | lap | Sect-1 | Sect-2 | Sect-3 | Sect-4 | Topspeed | Laptime |
| 1 | Pit Out | 40.478 | 40.666 | 40.115 | | 3:22.544 | 3 | <u>50.162</u> | <u>35.359</u> | <u>34.288</u> | <u>29.892</u> | 189.7 | <u>2:29.701</u> |
| 2 | 51.726 | 36.734 | 38.299 | 36.598 | 146.5 | 2:43.357 | 4 | 50.661 | 35.477 | 39.278 | Pit In | <u>219.6</u> | 3:03.933 |
| 88 | | | | | | | | | | | | | |
| lap | Sect-1 | Sect-2 | Sect-3 | Sect-4 | TopSpeed | Laptime | lap | Sect-1 | Sect-2 | Sect-3 | Sect-4 | Topspeed | Laptime |
| 1 | Pit Out | 35.278 | 33.977 | 30.303 | | 2:41.006 | 4 | <u>44.548</u> | <u>32.816</u> | 33.096 | 29.420 | <u>246.5</u> | <u>2:19.880</u> |
| 2 | 46.584 | 33.354 | 34.598 | 29.337 | 243.9 | 2:23.873 | 5 | 44.654 | 33.571 | 33.552 | Pit In | 243.5 | 2:51.853 |
| 3 | <u>44.957</u> | <u>33.373</u> | <u>33.088</u> | <u>28.940</u> | 245.9 | 2:20.358 | 6 | | | | | | |
| 92 | | | | | | | | | | | | | |
| lap | Sect-1 | Sect-2 | Sect-3 | Sect-4 | TopSpeed | Laptime | lap | Sect-1 | Sect-2 | Sect-3 | Sect-4 | Topspeed | Laptime |
| 1 | Pit Out | 33.333 | <u>32.857</u> | <u>31.960</u> | | 2:35.693 | 4 | 48.641 | 34.634 | 33.572 | 30.041 | 232.6 | 2:26.888 |
| 2 | 47.356 | 33.541 | 33.067 | 29.414 | 224.9 | 2:23.378 | 5 | 45.451 | 34.163 | 33.568 | 29.770 | 232.0 | 2:22.952 |
| 3 | <u>43.508</u> | <u>32.649</u> | 33.817 | 29.437 | <u>236.6</u> | <u>2:19.411</u> | 6 | 44.987 | 34.425 | 34.186 | Pit In | 230.8 | 2:39.012 |
| 93 | | | | | | | | | | | | | |
| lap | Sect-1 | Sect-2 | Sect-3 | Sect-4 | TopSpeed | Laptime | lap | Sect-1 | Sect-2 | Sect-3 | Sect-4 | Topspeed | Laptime |
| 1 | Pit Out | 33.503 | 35.331 | 34.055 | | 2:38.494 | 4 | 44.271 | 31.631 | 33.639 | 32.210 | 178.8 | 2:21.751 |
| 2 | 48.339 | 31.962 | 33.793 | 31.926 | 180.9 | 2:26.020 | 5 | 44.507 | <u>31.409</u> | <u>33.071</u> | <u>31.992</u> | 179.9 | 2:20.979 |
| 3 | 44.450 | 31.622 | 33.576 | 32.215 | 181.2 | 2:21.863 | 6 | <u>44.109</u> | 31.568 | 33.206 | 31.946 | 180.4 | <u>2:20.829</u> |
| 99 | | | | | | | | | | | | | |
| lap | Sect-1 | Sect-2 | Sect-3 | Sect-4 | TopSpeed | Laptime | lap | Sect-1 | Sect-2 | Sect-3 | Sect-4 | Topspeed | Laptime |
| 1 | Pit Out | 32.563 | 31.977 | 30.659 | | 2:35.658 | 3 | 43.910 | 33.164 | 35.461 | Pit In | <u>245.9</u> | 3:37.545 |
| 2 | <u>43.558</u> | <u>31.147</u> | <u>31.884</u> | <u>29.028</u> | 208.2 | <u>2:15.617</u> | 4 | | | | | | |
| 171 | | | | | | | | | | | | | |
| lap | Sect-1 | Sect-2 | Sect-3 | Sect-4 | TopSpeed | Laptime | lap | Sect-1 | Sect-2 | Sect-3 | Sect-4 | Topspeed | Laptime |
| 1 | Pit Out | 33.364 | 33.636 | 29.489 | | 2:32.892 | 4 | 50.565 | 33.500 | 33.606 | 29.368 | 238.7 | 2:27.039 |
| 2 | 46.119 | 33.618 | <u>33.196</u> | <u>28.777</u> | 241.4 | 2:21.710 | 5 | 46.216 | 34.030 | 33.644 | 29.164 | 236.8 | 2:23.054 |



Russia Championship Motoring Stage 3 Igora Drive

TrackDay

14 - 16 July 2023

Laps and Sector Times - Heat 17 - Group C

- 5183 mtr.

| | | | | | | | | | | | | | |
|---|--------|--------|--------|--------|-------|----------|---|--------|--------|--------|--------|-------|----------|
| 3 | 45.441 | 33.191 | 33.629 | 28.860 | 241.5 | 2:21.121 | 6 | 45.639 | 34.124 | 34.144 | 29.016 | 242.1 | 2:22.923 |
|---|--------|--------|--------|--------|-------|----------|---|--------|--------|--------|--------|-------|----------|

| 176 | | | | | | | | | | | | | |
|-----|---------|--------|--------|--------|----------|----------|-----|--------|--------|--------|--------|----------|----------|
| lap | Sect-1 | Sect-2 | Sect-3 | Sect-4 | TopSpeed | Laptime | lap | Sect-1 | Sect-2 | Sect-3 | Sect-4 | Topspeed | Laptime |
| 1 | Pit Out | 34.895 | 35.343 | 32.179 | | 2:39.782 | 3 | 47.817 | 35.238 | 36.122 | 31.563 | 216.2 | 2:30.740 |
| 2 | 46.149 | 34.169 | 34.667 | 31.737 | 222.2 | 2:26.722 | 4 | | | | | | |

| 177 | | | | | | | | | | | | | |
|-----|---------|--------|--------|--------|----------|----------|-----|--------|--------|--------|--------|----------|----------|
| lap | Sect-1 | Sect-2 | Sect-3 | Sect-4 | TopSpeed | Laptime | lap | Sect-1 | Sect-2 | Sect-3 | Sect-4 | Topspeed | Laptime |
| 1 | Pit Out | 35.197 | 34.260 | 29.824 | | 2:43.082 | 4 | 46.359 | 34.483 | 34.047 | 28.784 | 248.3 | 2:23.673 |
| 2 | 48.625 | 35.102 | 33.777 | 28.767 | 194.7 | 2:26.271 | 5 | 47.838 | 35.304 | 33.817 | 28.940 | 249.4 | 2:25.899 |
| 3 | 49.339 | 35.522 | 35.078 | 28.698 | 194.3 | 2:28.637 | 6 | 47.304 | 34.879 | 34.570 | 29.518 | 233.5 | 2:26.271 |

| 433 | | | | | | | | | | | | | |
|-----|---------|--------|--------|--------|----------|----------|-----|--------|--------|--------|--------|----------|----------|
| lap | Sect-1 | Sect-2 | Sect-3 | Sect-4 | TopSpeed | Laptime | lap | Sect-1 | Sect-2 | Sect-3 | Sect-4 | Topspeed | Laptime |
| 1 | Pit Out | 35.003 | 36.072 | 34.140 | | 2:45.910 | 4 | 45.226 | 33.015 | 33.246 | 31.673 | 201.9 | 2:23.160 |
| 2 | 49.935 | 34.624 | 34.337 | 31.340 | 212.2 | 2:30.236 | 5 | 45.336 | 33.326 | 33.159 | 30.695 | 217.9 | 2:22.516 |
| 3 | 46.635 | 34.622 | 35.285 | 35.277 | 213.2 | 2:31.819 | 6 | 45.871 | 32.985 | 33.265 | 30.968 | 221.6 | 2:23.089 |

| 444 | | | | | | | | | | | | | |
|-----|---------|--------|--------|--------|----------|----------|-----|--------|--------|--------|--------|----------|----------|
| lap | Sect-1 | Sect-2 | Sect-3 | Sect-4 | TopSpeed | Laptime | lap | Sect-1 | Sect-2 | Sect-3 | Sect-4 | Topspeed | Laptime |
| 1 | Pit Out | 34.975 | 37.465 | 32.631 | | 2:50.459 | 3 | 48.477 | 34.833 | 34.316 | 29.981 | 204.5 | 2:27.607 |
| 2 | 50.174 | 34.470 | 33.713 | 30.122 | 204.5 | 2:28.479 | 4 | 47.452 | 35.424 | 34.824 | Pit In | 226.9 | 3:03.792 |

| 522 | | | | | | | | | | | | | |
|-----|---------|--------|--------|--------|----------|----------|-----|--------|--------|--------|--------|----------|----------|
| lap | Sect-1 | Sect-2 | Sect-3 | Sect-4 | TopSpeed | Laptime | lap | Sect-1 | Sect-2 | Sect-3 | Sect-4 | Topspeed | Laptime |
| 1 | Pit Out | 33.598 | 32.307 | 28.906 | | 2:33.646 | 4 | 44.269 | 33.225 | 31.426 | 27.793 | 272.0 | 2:16.713 |
| 2 | 44.927 | 32.718 | 31.798 | 28.979 | 268.3 | 2:18.422 | 5 | 44.933 | 33.553 | 32.428 | 28.001 | 247.3 | 2:18.915 |
| 3 | 44.203 | 32.613 | 32.072 | 28.024 | 269.5 | 2:16.912 | 6 | 43.688 | 32.022 | 31.181 | 27.342 | 257.7 | 2:14.233 |

| 609 | | | | | | | | | | | | | |
|-----|---------|--------|--------|--------|----------|----------|-----|--------|--------|--------|--------|----------|----------|
| lap | Sect-1 | Sect-2 | Sect-3 | Sect-4 | TopSpeed | Laptime | lap | Sect-1 | Sect-2 | Sect-3 | Sect-4 | Topspeed | Laptime |
| 1 | Pit Out | 34.311 | 33.226 | 30.151 | | 2:36.570 | 4 | 46.763 | 33.523 | 32.738 | 30.294 | 226.6 | 2:23.318 |
| 2 | 47.612 | 33.527 | 33.662 | 29.820 | 233.8 | 2:24.621 | 5 | 46.977 | 33.126 | 32.240 | 29.424 | 234.9 | 2:21.767 |
| 3 | 47.476 | 33.353 | 33.055 | 29.459 | 225.7 | 2:23.343 | 6 | 45.556 | 33.726 | 33.047 | 29.567 | 232.2 | 2:21.896 |

| 747 | | | | | | | | | | | | | |
|-----|---------|--------|--------|--------|----------|----------|-----|--------|--------|--------|--------|----------|----------|
| lap | Sect-1 | Sect-2 | Sect-3 | Sect-4 | TopSpeed | Laptime | lap | Sect-1 | Sect-2 | Sect-3 | Sect-4 | Topspeed | Laptime |
| 1 | Pit Out | 35.941 | 35.492 | 30.885 | | 2:47.561 | 3 | 48.507 | 34.576 | 33.789 | 30.242 | 249.0 | 2:27.114 |
| 2 | 49.079 | 35.813 | 34.558 | 31.247 | 242.1 | 2:30.697 | 4 | 49.061 | 35.283 | 34.198 | 30.277 | 238.7 | 2:28.819 |

| 922 | | | | | | | | | | | | | |
|-----|---------|--------|--------|--------|----------|----------|-----|--------|--------|--------|--------|----------|----------|
| lap | Sect-1 | Sect-2 | Sect-3 | Sect-4 | TopSpeed | Laptime | lap | Sect-1 | Sect-2 | Sect-3 | Sect-4 | Topspeed | Laptime |
| 1 | Pit Out | 33.549 | 36.720 | 33.347 | | 2:42.393 | 4 | 43.042 | 32.096 | 31.815 | 30.245 | 239.2 | 2:17.198 |
| 2 | 45.888 | 31.907 | 32.126 | 29.556 | 224.4 | 2:19.477 | 5 | 44.097 | 31.412 | 32.329 | 29.819 | 239.6 | 2:17.657 |
| 3 | 43.447 | 31.933 | 31.317 | 29.124 | 239.2 | 2:15.821 | 6 | 43.024 | 32.212 | 31.477 | 29.237 | 237.7 | 2:15.950 |

| 996 | | | | | | | | | | | | | |
|-----|---------|--------|--------|--------|----------|----------|-----|--------|--------|--------|--------|----------|----------|
| lap | Sect-1 | Sect-2 | Sect-3 | Sect-4 | TopSpeed | Laptime | lap | Sect-1 | Sect-2 | Sect-3 | Sect-4 | Topspeed | Laptime |
| 1 | Pit Out | 33.420 | 33.630 | 29.170 | | 2:33.062 | 4 | 45.051 | 34.095 | 34.778 | 30.022 | 233.8 | 2:23.946 |
| 2 | 57.209 | 33.245 | 34.159 | 29.489 | 248.3 | 2:34.102 | 5 | 45.430 | 33.691 | 33.130 | 28.301 | 241.2 | 2:20.552 |
| 3 | 45.504 | 33.490 | 34.340 | 28.434 | 237.9 | 2:21.768 | 6 | 45.181 | 33.154 | 35.678 | 29.088 | 242.9 | 2:23.101 |