



Russia Championship Motoring Stage 3 Igora Drive

TrackDay

14 - 16 July 2023

Laps and Sector Times - Heat 14 - Group 1

- 5183 mtr.

1													
lap	Sect-1	Sect-2	Sect-3	Sect-4	TopSpeed	Laptime	lap	Sect-1	Sect-2	Sect-3	Sect-4	Topspeed	Laptime
1	Pit Out	29.118	30.351	25.010		2:21.825	3	37.713	27.785	27.314	24.264	298.2	1:57.076
2	37.443	27.472	27.083	24.305	294.4	1:56.303	4	37.262	27.765	27.303	24.173	296.4	1:56.503

1													
lap	Sect-1	Sect-2	Sect-3	Sect-4	TopSpeed	Laptime	lap	Sect-1	Sect-2	Sect-3	Sect-4	Topspeed	Laptime
1	Pit Out	28.855	28.407	26.654		2:14.480	5	38.965	31.152	34.556	26.960	254.2	2:11.633
2	39.169	28.139	27.919	26.563	250.6	2:01.790	6	40.532	29.699	29.241	28.211	241.5	2:07.683
3	38.787	28.347	28.607	27.142	252.9	2:02.883	7	40.326	29.808	30.966	Pit In	242.9	2:32.133
4	38.745	28.174	28.452	26.408	255.5	2:01.779	8						

4													
lap	Sect-1	Sect-2	Sect-3	Sect-4	TopSpeed	Laptime	lap	Sect-1	Sect-2	Sect-3	Sect-4	Topspeed	Laptime
1	Pit Out			27.562		2:37.005	4	40.807	29.618	29.013	27.392	249.8	2:06.830
2	41.391	30.056	28.941	27.545	250.4	2:07.933	5	43.295	29.739	28.985	27.573	249.4	2:09.592
3	40.673	29.631	28.899	27.399	248.5	2:06.602	6	40.987	30.640	29.299	27.646	248.3	2:08.572

4													
lap	Sect-1	Sect-2	Sect-3	Sect-4	TopSpeed	Laptime	lap	Sect-1	Sect-2	Sect-3	Sect-4	Topspeed	Laptime
1	Pit Out	30.377	30.159	26.949		2:31.580	4	41.620	30.864	29.518	26.420	267.1	2:08.422
2	40.786	29.895	29.820	26.929	281.1	2:07.430	5	40.960	29.906	29.243	26.565	281.4	2:06.674
3	41.290	29.977	29.995	26.488	279.8	2:07.750	6	41.220	30.061	29.821	26.718	267.4	2:07.820

5													
lap	Sect-1	Sect-2	Sect-3	Sect-4	TopSpeed	Laptime	lap	Sect-1	Sect-2	Sect-3	Sect-4	Topspeed	Laptime
1	Pit Out	30.883	29.319	26.452		2:21.303	5	40.305	29.560	28.767	25.873	268.1	2:04.505
2	41.074	30.661	29.418	26.127	267.8	2:07.280	6	40.068	31.243	29.889	26.945	269.0	2:08.145
3	40.618	30.161	29.045	35.157	268.6	2:14.981	7	40.010	29.379	28.645	26.192	270.0	2:04.226
4	40.221	29.695	28.681	26.083	269.8	2:04.680	8						

7													
lap	Sect-1	Sect-2	Sect-3	Sect-4	TopSpeed	Laptime	lap	Sect-1	Sect-2	Sect-3	Sect-4	Topspeed	Laptime


8													
lap	Sect-1	Sect-2	Sect-3	Sect-4	TopSpeed	Laptime	lap	Sect-1	Sect-2	Sect-3	Sect-4	Topspeed	Laptime
1	Pit Out	30.651	29.949	27.123		2:24.682	4	40.739	29.702	29.031	26.959	252.3	2:06.431
2	41.106	30.254	29.518	27.400	252.3	2:08.278	5	40.740	29.868	28.933	27.220	254.2	2:06.761
3	40.969	29.937	29.380	27.165	251.2	2:07.451	6	40.445	29.807	30.795	27.493	251.5	2:08.540

9													
lap	Sect-1	Sect-2	Sect-3	Sect-4	TopSpeed	Laptime	lap	Sect-1	Sect-2	Sect-3	Sect-4	Topspeed	Laptime
1	Pit Out	29.572	28.345	25.504		2:13.171	5	38.903	29.446	28.347	25.639	286.2	2:02.335
2	39.413	29.973	29.141	25.475	275.4	2:04.002	6	40.381	29.347	28.443	30.555	273.7	2:08.726
3	39.323	29.073	28.338	25.367	279.8	2:02.101	7	39.403	29.007	28.310	25.293	283.2	2:02.013
4	40.139	28.948	28.489	25.151	275.2	2:02.727	8						

10													
lap	Sect-1	Sect-2	Sect-3	Sect-4	TopSpeed	Laptime	lap	Sect-1	Sect-2	Sect-3	Sect-4	Topspeed	Laptime
1	Pit Out	29.310	28.959	26.500		2:12.783	4	38.506	28.611	27.657	25.124	291.5	1:59.898
2	38.651	28.439	27.706	24.934	292.9	1:59.730	5	38.625	28.813	28.008	25.188	290.9	2:00.634
3	38.521	28.595	27.531	25.281	291.5	1:59.928	6	38.418	28.607	27.749	Pit In	290.9	2:20.393

16													
lap	Sect-1	Sect-2	Sect-3	Sect-4	TopSpeed	Laptime	lap	Sect-1	Sect-2	Sect-3	Sect-4	Topspeed	Laptime
1	Pit Out	29.722	29.161	25.413		2:32.271	4	39.271	28.950	29.015	25.507	289.5	2:02.743
2	39.507	29.016	29.455	24.980	285.1	2:02.958	5	38.950	29.105	28.050	24.870	288.7	2:00.975
3	39.101	28.922	28.172	25.008	290.1	2:01.203	6	40.334	29.763	29.388	Pit In	291.5	2:20.350

17													
lap	Sect-1	Sect-2	Sect-3	Sect-4	TopSpeed	Laptime	lap	Sect-1	Sect-2	Sect-3	Sect-4	Topspeed	Laptime
1	Pit Out	30.893	31.289	26.658		2:22.661	4	40.855	29.915	28.057	25.401	285.7	2:04.228
2	41.655	30.598	30.357	26.736	262.0	2:09.346	5	39.570	29.144	28.083	25.250	289.0	2:02.047



Russia Championship Motoring Stage 3 Igora Drive


TrackDay

14 - 16 July 2023

Laps and Sector Times - Heat 14 - Group 1

- 5183 mtr.

3	42.080	31.180	29.022	25.623	256.2	2:07.905	6	40.103	29.685	32.053	Pit In	292.6	2:25.940
19													
lap	Sect-1	Sect-2	Sect-3	Sect-4	TopSpeed	Laptime	lap	Sect-1	Sect-2	Sect-3	Sect-4	Topspeed	Laptime
1	Pit Out	29.585	29.113	25.996		2:11.673	5	41.431	28.447	28.072	24.966	289.2	2:02.916
2	<u>38.262</u>	28.443	<u>27.129</u>	<u>24.872</u>	<u>296.1</u>	1:58.706	6	38.335	29.814	27.475	25.395	292.6	2:01.019
3	38.360	28.442	27.303	24.802	294.1	1:58.907	7	38.312	<u>28.220</u>	27.155	24.674	291.8	<u>1:58.361</u>
4	38.280	28.328	27.249	24.715	292.1	1:58.572	8						
30													
lap	Sect-1	Sect-2	Sect-3	Sect-4	TopSpeed	Laptime	lap	Sect-1	Sect-2	Sect-3	Sect-4	Topspeed	Laptime
1	Pit Out	30.561	29.940	27.195		2:32.718	4	40.507	29.698	29.281	26.476	254.0	2:05.962
2	41.117	30.195	29.352	27.187	253.8	2:07.851	5	<u>40.382</u>	<u>29.670</u>	<u>28.974</u>	<u>26.501</u>	253.8	<u>2:05.527</u>
3	40.664	29.783	29.148	26.766	<u>254.2</u>	2:06.361	6	40.800	29.829	29.019	26.801	254.0	2:06.449
39													
lap	Sect-1	Sect-2	Sect-3	Sect-4	TopSpeed	Laptime	lap	Sect-1	Sect-2	Sect-3	Sect-4	Topspeed	Laptime
1	Pit Out	30.950	31.430	26.639		2:20.343	3	41.389	31.063	31.103	26.806	245.3	2:10.361
2	<u>41.143</u>	<u>30.557</u>	<u>30.849</u>	<u>27.011</u>	<u>262.4</u>	<u>2:09.560</u>	4	41.371	30.907	31.487	Pit In	258.8	2:24.855
41													
lap	Sect-1	Sect-2	Sect-3	Sect-4	TopSpeed	Laptime	lap	Sect-1	Sect-2	Sect-3	Sect-4	Topspeed	Laptime
1	Pit Out	30.009	29.570	26.115		2:16.371	4	40.098	30.170	28.965	25.400	<u>281.7</u>	<u>2:04.633</u>
2	41.064	30.045	<u>28.957</u>	<u>25.711</u>	277.7	2:05.777	5	42.901	30.535	29.316	25.717	<u>281.7</u>	2:08.469
3	<u>40.091</u>	<u>29.976</u>	29.608	25.345	271.7	2:05.020	6	40.443	43.449	34.956	Pit In	279.8	2:40.345
43													
lap	Sect-1	Sect-2	Sect-3	Sect-4	TopSpeed	Laptime	lap	Sect-1	Sect-2	Sect-3	Sect-4	Topspeed	Laptime
1	Pit Out	<u>32.802</u>	<u>35.965</u>	Pit In		2:43.835	2						
44													
lap	Sect-1	Sect-2	Sect-3	Sect-4	TopSpeed	Laptime	lap	Sect-1	Sect-2	Sect-3	Sect-4	Topspeed	Laptime
1	Pit Out			35.886		3:06.485	4	<u>40.426</u>	<u>29.499</u>	28.401	25.784	273.9	<u>2:04.110</u>
2	49.974	35.432	31.097	27.497	187.8	2:24.000	5	40.432	29.593	28.435	25.722	<u>274.7</u>	2:04.182
3	40.929	29.596	<u>28.330</u>	<u>25.796</u>	270.7	2:04.651	6						
57													
lap	Sect-1	Sect-2	Sect-3	Sect-4	TopSpeed	Laptime	lap	Sect-1	Sect-2	Sect-3	Sect-4	Topspeed	Laptime
1	Pit Out	29.964	30.092	26.297		2:21.892	4	41.317	33.935	29.352	26.423	262.4	2:11.027
2	41.155	<u>29.573</u>	29.105	26.105	<u>275.2</u>	2:05.938	5	<u>40.496</u>	29.794	<u>29.014</u>	<u>26.041</u>	273.7	<u>2:05.345</u>
3	41.161	29.848	29.557	25.874	273.2	2:06.440	6	41.420	30.217	29.773	Pit In	272.0	2:24.440
64													
lap	Sect-1	Sect-2	Sect-3	Sect-4	TopSpeed	Laptime	lap	Sect-1	Sect-2	Sect-3	Sect-4	Topspeed	Laptime
1	Pit Out	32.355	30.277	26.624		2:21.282	4	<u>41.405</u>	31.186	29.181	26.326	<u>277.5</u>	<u>2:08.098</u>
2	42.265	<u>30.632</u>	<u>28.887</u>	<u>26.608</u>	257.9	2:08.392	5	42.598	31.082	30.387	Pit In	276.5	2:25.484
3	41.677	31.651	29.476	26.788	267.8	2:09.592	6						
65													
lap	Sect-1	Sect-2	Sect-3	Sect-4	TopSpeed	Laptime	lap	Sect-1	Sect-2	Sect-3	Sect-4	Topspeed	Laptime
1	Pit Out	30.294	28.151	25.022		2:13.523	5	43.997	28.613	28.096	24.138	299.6	2:04.844
2	37.285	27.666	26.731	24.455	298.4	1:56.137	6	40.020	27.704	30.868	25.898	<u>307.3</u>	2:04.490
3	<u>37.123</u>	27.490	26.862	24.249	302.7	<u>1:55.724</u>	7	37.333	<u>27.459</u>	<u>26.704</u>	<u>24.276</u>	299.6	1:55.772
4	37.760	28.618	27.310	24.290	298.2	1:57.978	8						
66													
lap	Sect-1	Sect-2	Sect-3	Sect-4	TopSpeed	Laptime	lap	Sect-1	Sect-2	Sect-3	Sect-4	Topspeed	Laptime
1	Pit Out	31.094	29.962	26.375		2:23.110	5	40.308	<u>29.480</u>	<u>28.152</u>	<u>25.174</u>	294.1	<u>2:03.114</u>
2	40.971	30.032	29.195	25.775	286.2	2:05.973	6	40.370	30.758	28.581	25.204	267.6	2:04.913
3	40.871	29.867	29.121	25.544	284.9	2:05.403	7	<u>39.715</u>	29.834	28.740	25.187	288.1	2:03.476
4	40.270	29.853	28.743	25.322	286.8	2:04.188	8						



Russia Championship Motoring Stage 3 Igora Drive

TrackDay

14 - 16 July 2023

Laps and Sector Times - Heat 14 - Group 1

- 5183 mtr.

67													
lap	Sect-1	Sect-2	Sect-3	Sect-4	TopSpeed	Laptime	lap	Sect-1	Sect-2	Sect-3	Sect-4	Topspeed	Laptime
1	Pit Out	28.494	27.334	24.628		2:11.741	4	<u>37.601</u>	28.168	27.287	24.453	295.5	1:57.509
2	37.819	28.989	28.367	24.611	295.5	1:59.786	5	37.701	27.916	<u>26.819</u>	<u>24.568</u>	295.8	1:57.004
3	37.843	<u>27.726</u>	26.907	24.756	295.8	1:57.232	6	45.734	28.088	26.993	Pit In	<u>296.1</u>	2:23.350

69													
lap	Sect-1	Sect-2	Sect-3	Sect-4	TopSpeed	Laptime	lap	Sect-1	Sect-2	Sect-3	Sect-4	Topspeed	Laptime
1	Pit Out	34.628	31.147	29.655		2:28.868	4	41.748	31.277	<u>29.805</u>	<u>26.719</u>	279.0	<u>2:09.549</u>
2	42.242	<u>30.763</u>	30.885	26.231	264.3	2:10.121	5	41.409	31.812	29.972	28.069	280.9	2:11.262
3	<u>41.277</u>	30.910	30.469	27.353	<u>281.9</u>	2:10.009	6	42.897			26.248	236.8	2:11.088

70													
lap	Sect-1	Sect-2	Sect-3	Sect-4	TopSpeed	Laptime	lap	Sect-1	Sect-2	Sect-3	Sect-4	Topspeed	Laptime
1	Pit Out	30.474	30.278	27.193		2:19.457	4	40.981	<u>30.013</u>	29.656	26.474	262.7	<u>2:07.124</u>
2	41.545	31.036	30.446	26.658	258.4	2:09.685	5	<u>40.693</u>	30.821	<u>29.560</u>	<u>26.536</u>	264.5	2:07.610
3	40.996	30.278	29.626	27.142	263.4	2:08.042	6	41.524	30.317	30.518	26.636	254.7	2:08.995

73													
lap	Sect-1	Sect-2	Sect-3	Sect-4	TopSpeed	Laptime	lap	Sect-1	Sect-2	Sect-3	Sect-4	Topspeed	Laptime
1	Pit Out	30.443	29.586	27.317		2:15.351	4	<u>39.682</u>	29.441	29.635	27.064	254.9	2:05.822
2	40.232	29.796	28.572	27.027	252.7	2:05.627	5	40.038	30.101	28.588	27.001	<u>258.2</u>	2:05.728
3	39.774	<u>29.280</u>	<u>28.331</u>	<u>27.205</u>	253.4	<u>2:04.590</u>	6	40.168	29.385	28.894	27.091	252.3	2:05.538

77													
lap	Sect-1	Sect-2	Sect-3	Sect-4	TopSpeed	Laptime	lap	Sect-1	Sect-2	Sect-3	Sect-4	Topspeed	Laptime
1	Pit Out	34.224	31.799	28.151		2:30.453	5	39.898	29.770	29.214	25.836	278.0	2:04.718
2	44.396	31.669	29.599	25.996	283.2	2:11.660	6	<u>39.755</u>	<u>29.452</u>	<u>29.106</u>	<u>25.520</u>	272.5	<u>2:03.833</u>
3	40.640	30.463	29.485	26.267	283.2	2:06.855	7	40.537	30.567	29.296	25.900	275.4	2:06.300
4	44.391	30.540	29.684	26.159	<u>285.1</u>	2:10.774	8						

81													
lap	Sect-1	Sect-2	Sect-3	Sect-4	TopSpeed	Laptime	lap	Sect-1	Sect-2	Sect-3	Sect-4	Topspeed	Laptime
1	Pit Out	30.104	30.191	25.705		2:14.085	4	<u>39.468</u>	29.582	<u>28.246</u>	<u>25.487</u>	279.6	<u>2:02.783</u>
2	39.782	<u>29.163</u>	28.733	25.331	273.7	2:03.009	5	40.792	31.015	33.556	Pit In	<u>287.3</u>	2:24.848
3	39.678	29.461	28.441	25.336	286.5	2:02.916	6						


82													
lap	Sect-1	Sect-2	Sect-3	Sect-4	TopSpeed	Laptime	lap	Sect-1	Sect-2	Sect-3	Sect-4	Topspeed	Laptime
1	Pit Out	31.164	30.128	26.090		2:22.867	3	40.620	<u>29.741</u>	29.426	25.354	266.9	<u>2:05.141</u>
2	40.567	30.275	<u>28.926</u>	<u>25.618</u>	<u>272.9</u>	2:05.386	4	40.499	29.996	29.692	25.683	265.2	2:05.870

88													
lap	Sect-1	Sect-2	Sect-3	Sect-4	TopSpeed	Laptime	lap	Sect-1	Sect-2	Sect-3	Sect-4	Topspeed	Laptime
1	Pit Out	29.901	29.673	25.972		2:17.725	4	40.029	30.253	28.942	25.361	278.5	2:04.585
2	39.809	29.500	<u>27.020</u>	<u>30.787</u>	280.1	2:07.116	5	38.877	<u>29.116</u>	28.151	27.779	285.9	2:03.923
3	<u>38.871</u>	29.975	29.679	25.281	273.7	<u>2:03.806</u>	6	43.854	29.388	31.375	26.352	277.7	2:10.969

89													
lap	Sect-1	Sect-2	Sect-3	Sect-4	TopSpeed	Laptime	lap	Sect-1	Sect-2	Sect-3	Sect-4	Topspeed	Laptime
1	Pit Out	29.798	29.821	25.392		2:20.835	3	<u>39.326</u>	28.816	<u>28.346</u>	<u>24.919</u>	<u>284.6</u>	<u>2:01.407</u>
2	39.764	29.090	29.296	24.997	282.4	2:03.147	4	39.337	<u>28.641</u>	28.872	Pit In	283.0	2:23.250

94													
lap	Sect-1	Sect-2	Sect-3	Sect-4	TopSpeed	Laptime	lap	Sect-1	Sect-2	Sect-3	Sect-4	Topspeed	Laptime
1	Pit Out	31.433	30.449	27.573		2:21.288	4	40.613	29.830	<u>29.160</u>	<u>27.185</u>	250.6	2:06.788
2	40.999	30.326	31.152	27.151	250.8	2:09.628	5	40.491	29.850	29.526	27.002	251.7	2:06.869
3	<u>40.192</u>	<u>29.734</u>	29.377	27.175	<u>254.0</u>	<u>2:06.478</u>	6	48.040	37.868	29.635	27.247	253.4	2:22.790

98													
lap	Sect-1	Sect-2	Sect-3	Sect-4	TopSpeed	Laptime	lap	Sect-1	Sect-2	Sect-3	Sect-4	Topspeed	Laptime
1	Pit Out	30.430	28.476	25.590		2:14.569	4	40.355	29.810	29.599	25.234	276.7	2:04.998
2	39.449	28.834	28.437	25.375	280.3	2:02.095	5	39.587	29.398	28.552	25.203	281.1	2:02.740
3	<u>39.171</u>	<u>28.780</u>	<u>28.343</u>	<u>25.450</u>	<u>283.0</u>	<u>2:01.744</u>	6	49.054	38.780	43.564	Pit In	269.0	3:09.643



Russia Championship Motoring Stage 3
Igora Drive

TrackDay

14 - 16 July 2023

Laps and Sector Times - Heat 14 - Group 1

- 5183 mtr.

550													
Lap	Sect-1	Sect-2	Sect-3	Sect-4	TopSpeed	Laptime	Lap	Sect-1	Sect-2	Sect-3	Sect-4	Topspeed	Laptime
1	Pit Out	31.236	30.405	26.697		2:38.876	4	40.949	<u>29.871</u>	29.150	25.641	262.9	2:05.611
2	41.650	30.496	29.291	25.909	266.2	2:07.346	5	41.429	36.210	29.550	26.104	262.7	2:13.293
3	<u>40.178</u>	30.060	<u>28.825</u>	<u>25.641</u>	<u>282.4</u>	<u>2:04.704</u>	6						

555													
Lap	Sect-1	Sect-2	Sect-3	Sect-4	TopSpeed	Laptime	Lap	Sect-1	Sect-2	Sect-3	Sect-4	Topspeed	Laptime
1	Pit Out	32.931	38.396	25.966		2:28.145	4	40.973	29.824	28.116	25.233	274.2	2:04.146
2	39.656	29.295	28.411	25.857	281.4	2:03.219	5	39.772	29.043	28.185	25.116	281.4	2:02.116
3	39.695	30.327	29.105	25.542	<u>284.9</u>	2:04.669	6	<u>38.899</u>	<u>28.918</u>	<u>27.686</u>	<u>25.231</u>	277.0	<u>2:00.734</u>