

Russia Championship Motoring Stage 3

Igora Drive

TrackDay

14 - 16 July 2023

Result of Half-Day

- 5183 mtr.

Pos	Nbr	Name	Cls	PlC	Fastest	In	Gap	Diff	Laps	Km/h
1	65		SBK	1	1:55.236	13			24	161.92
2	1		SBK	2	1:55.469	6	0.233	0.233	17	161.59
3	67		SBK	3	1:56.716	5	1.480	1.247	12	159.86
4	88		SBK	4	1:57.086	6	1.850	0.370	19	159.36
5	19		SBK	5	1:58.361	23	3.125	1.275	24	157.64
6	10		SBK	6	1:59.730	13	4.494	1.369	17	155.84
7	118		SBK 2	1	2:00.102	10	4.866	0.372	12	155.36
8	16		SBK 2	2	2:00.645	10	5.409	0.543	17	154.66
9	555		SBK 2	3	2:00.734	20	5.498	0.089	21	154.54
10	9		SBK	7	2:00.802	13	5.566	0.068	23	154.46
11	72		SBK	8	2:01.184	3	5.948	0.382	7	153.97
12	98		SBK	9	2:01.203	5	5.967	0.019	13	153.95
13	69		SSP	1	2:01.358	6	6.122	0.155	23	153.75
14	89		SBK 2	4	2:01.407	11	6.171	0.049	12	153.69
15	1		SSP	2	2:01.779	17	6.543	0.372	20	153.22
16	17		SBK	10	2:02.047	33	6.811	0.268	34	152.88
17	81		SBK	11	2:02.783	14	7.547	0.736	15	151.97
18	66		SBK 2	5	2:03.114	12	7.878	0.331	15	151.56
19	73		SSP 2	1	2:03.718	12	8.482	0.604	21	150.82
20	77		SBK 2	6	2:03.833	17	8.597	0.115	19	150.68
21	44		SBK	12	2:04.110	4	8.874	0.277	6	150.34
22	5		SBK 2	7	2:04.226	21	8.990	0.116	22	150.20
23	82		SBK 2	8	2:04.449	8	9.213	0.223	14	149.93
24	550		SBK 2	9	2:04.451	9	9.215	0.002	16	149.93
25	41		SBK 2	10	2:04.633	24	9.397	0.182	26	149.71
26	99		TrackDay	1	2:04.902	3	9.666	0.269	27	149.39
27	30		SSP 300	1	2:05.345	13	10.109	0.443	22	148.86
28	57		SBK 2	11	2:05.345	15	10.109	0.000	16	148.86
29	61		SSP	3	2:05.364	3	10.128	0.019	20	148.84
30	64		SBK 2	12	2:06.308	2	11.072	0.944	13	147.72
31	8		SSP 300	2	2:06.431	22	11.195	0.123	25	147.58
32	94		SSP	4	2:06.478	15	11.242	0.047	19	147.53
33	4		SSP	5	2:06.602	14	11.366	0.124	18	147.38
34	4		SBK 2	13	2:06.674	17	11.438	0.072	19	147.30
35	67		SBK	13	2:06.787	16	11.551	0.113	24	147.17
36	70		SBK 2	14	2:07.124	8	11.888	0.337	11	146.78
37	7		SBK 2	15	2:07.818	9	12.582	0.694	11	145.98
38	43		SBK	14	2:07.887	2	12.651	0.069	18	145.90
39	12		SBK 3	1	2:07.911	11	12.675	0.024	12	145.87
40	33		SSP 300	3	2:08.330	10	13.094	0.419	12	145.40
41	181		TrackDay	2	2:08.893	15	13.657	0.563	44	144.76
42	48		SBK 3	2	2:08.967	17	13.731	0.074	18	144.68
43	35		SBK 3	3	2:09.006	18	13.770	0.039	19	144.64
44	96		SSP	6	2:09.153	4	13.917	0.147	7	144.47
45	18		SBK 2	16	2:09.284	12	14.048	0.131	16	144.32
46	505		SSP 3	1	2:09.448	13	14.212	0.164	15	144.14
47	39		SBK 3	4	2:09.560	11	14.324	0.112	13	144.02
48	23		SSP 3	2	2:09.848	5	14.612	0.288	12	143.70
49	666		SBK D	1	2:10.118	16	14.882	0.270	18	143.40
50	888		SBK 3	5	2:10.194	10	14.958	0.076	12	143.32
51	3		SBK 3	6	2:10.226	4	14.990	0.032	17	143.28
52	85		SBK 3	7	2:10.242	5	15.006	0.016	16	143.26
53	90		SBK 3	8	2:10.432	16	15.196	0.190	17	143.05
54	15		SBK 3	9	2:10.656	8	15.420	0.224	15	142.81

Fastest time : 1:55.236 in lap 13 by nbr. 65 :



()

Publication-time

Results:

Timekeeping by :

Clerk of the Course		Timekeeper	
	Boris Telegin		Aleksey Panin
Page 1 of 3			



Russia Championship Motoring Stage 3

Igora Drive

TrackDay

14 - 16 July 2023

Result of Half-Day

- 5183 mtr.

Pos	Nbr	Name	Cls	PlC	Fastest	In	Gap	Diff	Laps	Km/h
55	74		SSP	7	2:10.707	14	15.471	0.051	17	142.75
56	37		SSP D	1	2:11.208	11	15.972	0.501	13	142.21
57	17		SSP 3	3	2:11.354	5	16.118	0.146	11	142.05
58	5		SBK 3	10	2:11.422	6	16.186	0.068	8	141.98
59	67	TrackDay	3		2:11.441	14	16.205	0.019	15	141.96
60	70		SBK 3	11	2:11.481	7	16.245	0.040	10	141.91
61	314	TrackDay	4		2:11.748	17	16.512	0.267	18	141.62
62	96		SBK 3	12	2:12.280	13	17.044	0.532	16	141.06
63	69		SSP 3	4	2:12.557	14	17.321	0.277	18	140.76
64	169		SSP 3	5	2:12.798	5	17.562	0.241	17	140.51
65	34		SBK 3	13	2:12.969	8	17.733	0.171	10	140.32
66	99		SSP D	2	2:13.016	6	17.780	0.047	20	140.27
67	256		SBK 3	14	2:13.114	12	17.878	0.098	14	140.17
68	99		SSP 3	6	2:13.378	4	18.142	0.264	18	139.89
69	73	TrackDay	5		2:13.587	7	18.351	0.209	14	139.68
70	87		SSP 3	7	2:13.653	14	18.417	0.066	18	139.61
71	43		SBK D	2	2:13.895	7	18.659	0.242	16	139.35
72	13		SSP 3	8	2:13.973	4	18.737	0.078	5	139.27
73	11	TrackDay	6		2:14.051	9	18.815	0.078	16	139.19
74	444		SBK 3	15	2:14.102	8	18.866	0.051	11	139.14
75	858		SSP 3	9	2:14.217	8	18.981	0.115	11	139.02
76	1		SBK	15	2:14.232	15	18.996	0.015	29	139.00
77	71		SBK 3	16	2:14.351	11	19.115	0.119	18	138.88
78	31		SBK 3	17	2:14.745	10	19.509	0.394	11	138.47
79	71	TrackDay	7		2:14.998	8	19.762	0.253	17	138.22
80	9		SSP D	3	2:15.506	5	20.270	0.508	12	137.70
81	922		SSP D	4	2:15.527	16	20.291	0.021	17	137.68
82	40		SBK 3	18	2:15.678	3	20.442	0.151	9	137.52
83	66		SBK D	3	2:15.790	6	20.554	0.112	14	137.41
84	47		SBK 3	19	2:16.497	8	21.261	0.707	17	136.70
85	78		SBK	16	2:16.517	17	21.281	0.020	24	136.68
86	522	TrackDay	8		2:16.696	6	21.460	0.179	12	136.50
87	30		SSP 300	4	2:17.854	5	22.618	1.158	14	135.35
88	21		SSP 3	10	2:17.888	3	22.652	0.034	6	135.32
89	88		SSP 3	11	2:18.000	16	22.764	0.112	19	135.21
90	102		SBK D	4	2:18.315	6	23.079	0.315	6	134.90
91	8		SSP 3	12	2:18.713	5	23.477	0.398	17	134.51
92	42		SSP 300	5	2:19.118	13	23.882	0.405	14	134.12
93	996	TrackDay	9		2:19.145	17	23.909	0.027	20	134.10
94	92		SSP 3	13	2:19.399	15	24.163	0.254	18	133.85
95	171		SSP D	5	2:19.598	16	24.362	0.199	19	133.66
96	99	TrackDay	10		2:19.835	13	24.599	0.237	14	133.43
97	14		SBK D	5	2:19.952	5	24.716	0.117	14	133.32
98	747	TrackDay	11		2:20.010	18	24.774	0.058	19	133.27
99	27	TrackDay	12		2:20.219	18	24.983	0.209	20	133.07
100	19	TrackDay	13		2:20.369	20	25.133	0.150	22	132.93
101	44	TrackDay	14		2:20.448	5	25.212	0.079	6	132.85
102	177		SBK D	6	2:20.462	6	25.226	0.014	21	132.84
103	98		SBK	17	2:20.482	2	25.246	0.020	7	132.82
104	93		SSP 300	6	2:20.732	11	25.496	0.250	13	132.58
105	17		SSP 3	14	2:21.010	9	25.774	0.278	17	132.32
106	15		SSP 300	7	2:21.143	19	25.907	0.133	22	132.20
107	60		SSP 300	8	2:22.754	9	27.518	1.611	16	130.71
108	609		SSP D	6	2:22.793	6	27.557	0.039	18	130.67

Fastest time : 1:55.236 in lap 13 by nbr. 65 :


()

Publication-time

Results:

Timekeeping by :

Clerk of the Course		Timekeeper	
	Boris Telegin		Aleksey Panin
Page 2 of 3			



Russia Championship Motoring Stage 3

Igora Drive

TrackDay

14 - 16 July 2023

Result of Half-Day

- 5183 mtr.

Pos	Nbr	Name	Cls	PLC	Fastest	In	Gap	Diff	Laps	Km/h
109	433		TrackDay	15	2:23.053	18	27.817	0.260	19	130.43
110	393		SSPD	7	2:23.139	11	27.903	0.086	18	130.35
111	686		TrackDay	16	2:23.301	4	28.065	0.162	12	130.21
112	80		SBK 2	17	2:23.332	20	28.096	0.031	22	130.18
113	24		TrackDay	17	2:23.353	16	28.117	0.021	18	130.16
114	90		SSPD	8	2:24.261	15	29.025	0.908	16	129.34
115	20		TrackDay	18	2:24.334	8	29.098	0.073	11	129.28
116	662		TrackDay	19	2:25.327	20	30.091	0.993	22	128.39
117	886		SSPD	9	2:25.392	13	30.156	0.065	16	128.33
118	178		SSPD	10	2:25.508	15	30.272	0.116	17	128.23
119	212		SSP 300	9	2:25.793	2	30.557	0.285	5	127.98
120	86		SSPD	11	2:25.881	10	30.645	0.088	18	127.90
121	34		TrackDay	20	2:27.131	17	31.895	1.250	18	126.82
122	69		SBK D	7	2:27.558	6	32.322	0.427	19	126.45
123	33		SSP 300	10	2:27.719	20	32.483	0.161	21	126.31
124	51		SBK 3	20	2:27.740	10	32.504	0.021	11	126.29
125	121		SSP 300	11	2:27.838	13	32.602	0.098	18	126.21
126	22		SSP 300	12	2:30.797	16	35.561	2.959	18	123.73
127	666		SSPD	12	2:31.148	11	35.912	0.351	13	123.45
128	188		TrackDay	21	2:32.452	16	37.216	1.304	17	122.39
129	77		SSP 300	13	2:32.623	16	37.387	0.171	18	122.25
130	56		TrackDay	22	2:33.543	10	38.307	0.920	18	121.52
131	12		SSP 300	14	2:33.823	6	38.587	0.280	13	121.30
132	93		SSPD	13	2:33.856	10	38.620	0.033	13	121.27
133	20		SBK D	8	2:34.639	10	39.403	0.783	12	120.66
134	8		TrackDay	23	2:35.556	7	40.320	0.917	13	119.95
135	189		TrackDay	24	2:35.870	12	40.634	0.314	29	119.71
136	176		TrackDay	25	2:36.372	7	41.136	0.502	8	119.32
137	28		SSP 300	15	2:36.559	8	41.323	0.187	16	119.18
138	21		SSP 300	16	2:37.281	9	42.045	0.722	17	118.63
139	111		TrackDay	26	2:37.560	6	42.324	0.279	16	118.42
140	196		TrackDay	27	2:39.671	10	44.435	2.111	12	116.86
141	909		TrackDay	28	2:40.512	8	45.276	0.841	15	116.25
142	686		TrackDay	29	2:41.617	8	46.381	1.105	15	115.45
143	188		SSP 300	17	2:43.214	9	47.978	1.597	16	114.32
144	661		TrackDay	30	2:48.459	13	53.223	5.245	15	110.76
145	134		TrackDay	31	2:51.305	6	56.069	2.846	14	108.92
146	535		TrackDay	32	2:52.074	8	56.838	0.769	9	108.43
147	335		TrackDay	33	3:02.994	6	1:07.758	10.920	13	101.96
148	668		TrackDay	34	3:03.332	6	1:08.096	0.338	14	101.78
149	311		TrackDay	35	3:38.905	4	1:43.669	35.573	5	85.24
150	6		TrackDay	36						

Fastest time : 1:55.236 in lap 13 by nbr. 65 :

()

Publication-time

Results:

Timekeeping by :

Clerk of the Course		Timekeeper	
	Boris Telegin		Aleksey Panin
Page 3 of 3			