



## Russia Championship Motoring Stage 3 Igora Drive

TrackDay

14 - 16 July 2023

Laps and Sector Times - Half-Day

- 5183 mtr.

1													
lap	Sect-1	Sect-2	Sect-3	Sect-4	TopSpeed	Laptime	lap	Sect-1	Sect-2	Sect-3	Sect-4	Topspeed	Laptime
1	50.301	36.793	38.718	Pit In	169.5	2:56.359	16	<u>42.598</u>	31.383	30.522	31.156	237.5	2:15.659
2	Pit Out	37.964	36.837	32.431		21:12.822	17	48.734	35.450	37.909	Pit In	166.6	2:56.373
3	50.673	35.025	35.894	31.951	211.1	2:33.543	18	Pit Out	37.609	36.822	30.329		49:21.751
4	47.902	35.024	34.309	30.136	233.8	2:27.371	19	49.530	36.818	35.187	30.233	218.0	2:31.768
5	47.469	35.269	35.156	30.890	243.7	2:28.784	20	46.510	34.273	34.977	29.588	230.8	2:25.348
6	50.428	36.836	37.801	Pit In	227.1	2:52.436	21	45.482	34.061	34.133	30.385	237.7	2:24.061
7	Pit Out	32.614	34.379	33.626		46:49.932	22	47.116	36.958	34.286	29.916	232.2	2:28.276
8	45.000	31.539	33.989	33.164	172.1	2:23.692	23	46.916	33.856	33.326	31.264	227.5	2:25.362
9	44.168	31.252	33.649	32.792	174.1	2:21.861	24	45.155	32.838	33.587	Pit In	215.1	2:37.988
10	43.938	<u>31.142</u>	33.626	32.697	174.0	2:21.403	25	Pit Out	38.256	38.221	32.019		7:24.145
11	46.018	33.729	34.869	Pit In	172.9	2:34.331	26	49.371	33.973	33.126	30.212	226.9	2:26.682
12	Pit Out	36.425	38.672	36.387		6:31.250	27	44.616	33.765	34.210	29.598	<u>244.3</u>	2:22.189
13	51.594	36.209	39.078	Pit In	157.6	2:55.203	28	46.438	34.247	32.763	29.777	242.3	2:23.225
14	Pit Out	31.426	31.157	29.306		35:49.199	29	48.226	33.646	33.470	Pit In	228.1	2:44.138
15	44.700	31.660	<u>30.005</u>	<u>27.867</u>	233.1	<u>2:14.232</u>	30						

1													
lap	Sect-1	Sect-2	Sect-3	Sect-4	TopSpeed	Laptime	lap	Sect-1	Sect-2	Sect-3	Sect-4	Topspeed	Laptime
1	Pit Out	28.254	27.195	24.431		2:13.265	10	37.215	27.593	26.885	24.424	301.7	1:56.117
2	37.370	27.564	<u>26.750</u>	<u>24.175</u>	297.3	1:55.859	11	37.174	27.490	26.928	24.225	297.6	1:55.817
3	40.266	28.018	27.583	24.251	300.2	2:00.118	12	41.785	32.284	36.146	Pit In	297.3	2:38.041
4	37.598	28.077	26.826	24.105	299.9	1:56.606	13	Pit Out	29.118	30.351	25.010		1:30:52.260
5	37.076	27.587	26.842	24.042	299.9	1:55.547	14	37.443	27.472	27.083	24.305	294.4	1:56.303
6	<u>36.980</u>	<u>27.445</u>	26.975	24.069	300.2	<u>1:55.469</u>	15	37.713	27.785	27.314	24.264	298.2	1:57.076
7	43.428	33.139	32.257	Pit In	<u>302.1</u>	2:36.859	16	37.262	27.765	27.303	24.173	296.4	1:56.503
8	Pit Out	29.688	28.975	24.540		1:27:49.641	17	40.073	35.567	36.569	Pit In	296.1	2:42.062
9	37.455	27.716	26.875	24.742	297.6	1:56.788	18						

1													
lap	Sect-1	Sect-2	Sect-3	Sect-4	TopSpeed	Laptime	lap	Sect-1	Sect-2	Sect-3	Sect-4	Topspeed	Laptime
1	Pit Out	29.444	28.919	27.161		2:12.573	11	40.169	29.401	28.320	26.666	<u>260.6</u>	2:04.556
2	41.571	28.866	28.504	26.719	253.8	2:05.660	12	39.145	28.570	28.096	26.597	255.5	2:02.408
3	39.317	29.065	29.107	27.519	256.2	2:05.008	13	48.451	29.820	30.519	Pit In	256.0	2:38.576
4	39.311	28.854	28.477	26.761	255.5	2:03.403	14	Pit Out	28.855	28.407	26.654		1:26:37.297
5	39.182			26.720	256.6	2:03.102	15	39.169	<u>28.139</u>	<u>27.919</u>	<u>26.563</u>	250.6	2:01.790
6	39.413	28.682	31.428	Pit In	257.3	2:22.162	16	38.787	28.347	28.607	27.142	252.9	2:02.883
7	Pit Out	28.959	28.850	26.932		1:24:20.706	17	<u>38.745</u>	28.174	28.452	26.408	255.5	<u>2:01.779</u>
8	39.220	28.408	28.316	26.540	254.0	2:02.484	18	38.965	31.152	34.556	26.960	254.2	2:11.633
9	39.270	28.406	28.537	26.727	255.7	2:02.940	19	40.532	29.699	29.241	28.211	241.5	2:07.683
10	38.853	28.913	28.641	26.851	256.8	2:03.258	20	40.326	29.808	30.966	Pit In	242.9	2:32.133

3													
lap	Sect-1	Sect-2	Sect-3	Sect-4	TopSpeed	Laptime	lap	Sect-1	Sect-2	Sect-3	Sect-4	Topspeed	Laptime
1	Pit Out	32.932	30.868	26.819		2:25.243	10	42.641	31.421	30.841	Pit In	281.4	2:35.351
2	43.302	31.873	30.020	26.509	<u>282.7</u>	2:11.704	11	Pit Out	31.875	30.350	27.893		1:31:13.355
3	43.199	32.062	30.384	26.375	279.8	2:12.020	12	44.942	32.004	30.441	27.393	262.7	2:14.780
4	42.841	<u>31.395</u>	<u>29.695</u>	<u>26.295</u>	279.3	<u>2:10.226</u>	13	43.521	31.647	30.178	27.140	276.7	2:12.486
5	<u>42.590</u>	31.573	31.233	26.950	277.2	2:12.346	14	43.785	31.489	30.423	27.164	265.0	2:12.861
6	43.469	31.748	29.970	Pit In	281.9	2:30.913	15	43.633	31.973	29.897	28.394	261.3	2:13.897
7	Pit Out	31.872	30.335	28.148		1:25:28.747	16	44.759	31.698	31.026	28.400	273.7	2:15.883
8	43.349	32.263	31.270	27.034	277.5	2:13.916	17	45.380	31.557	31.381	Pit In	245.5	2:37.421
9	43.912	31.455	30.274	26.309	251.7	2:11.950	18						

4													
lap	Sect-1	Sect-2	Sect-3	Sect-4	TopSpeed	Laptime	lap	Sect-1	Sect-2	Sect-3	Sect-4	Topspeed	Laptime
1	Pit Out	31.884	31.255	27.597		2:31.049	11	41.987	30.470	30.320	26.783	270.0	2:09.560
2	42.667	42.334	30.744	30.070	278.3	2:25.815	12	49.789	32.878	32.633	Pit In	278.3	2:42.664
3	41.629	30.461	30.547	27.224	276.5	2:09.861	13	Pit Out	30.377	30.159	26.949		1:25:55.508
4	52.218	30.493	30.207	26.254	281.9	2:19.172	14	<u>40.786</u>	<u>29.895</u>	29.820	26.929	281.1	2:07.430
5	44.304	32.150	31.052	Pit In	229.2	2:33.688	15	41.290	29.977	29.995	26.488	279.8	2:07.750
6	Pit Out	30.168	<u>29.195</u>	<u>26.634</u>		1:24:22.754	16	41.620	30.864	29.518	26.420	267.1	2:08.422
7	43.761	33.702	29.816	27.101	<u>282.2</u>	2:12.380	17	40.960	29.906	29.243	26.565	281.4	<u>2:06.674</u>
8	57.978	31.709	30.555	26.910	279.3	2:27.152	18	41.220	30.061	29.821	26.718	267.4	2:07.820
9	41.978	30.554	30.090	27.076	266.2	2:09.698	19	43.692	37.314	32.621	Pit In	278.3	2:40.936
10	41.327	30.823	29.480	27.453	281.7	2:09.083	20						



## Russia Championship Motoring Stage 3 Igora Drive

TrackDay

14 - 16 July 2023

Laps and Sector Times - Half-Day

- 5183 mtr.

4													
Lap	Sect-1	Sect-2	Sect-3	Sect-4	TopSpeed	Laptime	Lap	Sect-1	Sect-2	Sect-3	Sect-4	Topspeed	Laptime
1	Pit Out	33.024	32.238	29.493		2:31.117	10	42.964	30.181	30.885	27.622	248.3	2:11.652
2	43.248	32.426	30.476	27.373	253.4	2:13.523	11	41.439	59.453	52.215	Pit In	252.9	3:27.756
3	42.174	30.495	29.356	27.361	<u>255.5</u>	2:09.386	12	Pit Out			27.562		1:52:02.362
4	41.463			27.569	251.2	2:08.723	13	41.391	30.056	28.941	27.545	250.4	2:07.933
5	41.024	29.974	29.885	27.938	252.1	2:08.821	14	<u>40.673</u>	29.631	<u>28.899</u>	<u>27.399</u>	248.5	<u>2:06.602</u>
6	41.259			27.606	252.3	2:08.562	15	40.807	<u>29.618</u>	29.013	27.392	249.8	2:06.830
7	40.707	30.023	31.892	Pit In	250.2	2:32.077	16	43.295	29.739	28.985	27.573	249.4	2:09.592
8	Pit Out	30.632	29.549	28.201		1:24:52.225	17	40.987	30.640	29.299	27.646	248.3	2:08.572
9	42.590	31.545	30.910	27.957	250.0	2:13.002	18	40.914	29.981	29.589	Pit In	247.9	2:29.293

5													
Lap	Sect-1	Sect-2	Sect-3	Sect-4	TopSpeed	Laptime	Lap	Sect-1	Sect-2	Sect-3	Sect-4	Topspeed	Laptime
1	Pit Out	31.726	31.474	27.396		2:28.621	12	40.295	29.764	29.517	26.130	254.7	2:05.706
2	41.349	30.777	29.720	26.560	269.3	2:08.406	13	40.305	29.505	28.759	25.882	263.4	2:04.451
3	41.234	30.211	29.127	26.400	271.0	2:06.972	14	43.705	32.766	33.798	Pit In	258.4	2:37.631
4	40.866	30.237	29.645	26.061	272.5	2:06.809	15	Pit Out	30.883	29.319	26.452		1:24:21.013
5	41.222	30.538	31.893	26.608	270.0	2:10.261	16	41.074	30.661	29.418	26.127	267.8	2:07.280
6	40.229	30.315	29.032	26.699	270.5	2:06.275	17	40.618	30.161	29.045	35.157	268.6	2:14.981
7	41.840	30.947	30.750	Pit In	<u>277.0</u>	2:23.863	18	40.221	29.695	28.681	26.083	269.8	2:04.680
8	Pit Out	34.318	30.573	27.019		1:26:07.211	19	40.305	29.560	28.767	25.873	268.1	2:04.505
9	40.945	29.878	29.779	26.170	264.8	2:06.772	20	40.068	31.243	29.889	26.945	269.0	2:08.145
10	40.669	31.025	29.617	26.395	269.0	2:07.706	21	<u>40.010</u>	<u>29.379</u>	<u>28.645</u>	<u>26.192</u>	270.0	<u>2:04.226</u>
11	40.256	29.606	28.903	25.857	271.5	2:04.622	22	46.846	35.809	37.384	Pit In	261.3	2:46.893


5													
Lap	Sect-1	Sect-2	Sect-3	Sect-4	TopSpeed	Laptime	Lap	Sect-1	Sect-2	Sect-3	Sect-4	Topspeed	Laptime
1	Pit Out	34.680	32.694	28.423		2:34.210	5	Pit Out	32.386	31.176	27.382		1:28:41.065
2	43.934	31.898	30.892	27.156	271.0	2:13.880	6	<u>42.436</u>	<u>31.433</u>	<u>29.920</u>	<u>27.633</u>	273.4	<u>2:11.422</u>
3	43.545	31.951	30.322	26.897	276.0	2:12.715	7	42.774	31.566	30.458	26.697	276.5	2:11.495
4	53.602	33.178	31.961	Pit In	<u>277.2</u>	2:42.471	8	48.292	35.637	36.165	Pit In	270.2	3:01.341

6													
Lap	Sect-1	Sect-2	Sect-3	Sect-4	TopSpeed	Laptime	Lap	Sect-1	Sect-2	Sect-3	Sect-4	Topspeed	Laptime

7													
Lap	Sect-1	Sect-2	Sect-3	Sect-4	TopSpeed	Laptime	Lap	Sect-1	Sect-2	Sect-3	Sect-4	Topspeed	Laptime
1	Pit Out	33.402	32.226	26.961		2:27.227	7	42.622	30.790	29.486	26.094	<u>293.5</u>	2:08.992
2	43.999	32.232	30.753	26.251	262.0	2:13.235	8	<u>41.651</u>	31.016	29.684	25.959	290.9	2:08.310
3	42.806	31.771	30.165	26.085	277.7	2:10.827	9	41.851	<u>30.666</u>	<u>29.154</u>	<u>26.147</u>	290.1	<u>2:07.818</u>
4	43.529	31.742	30.485	26.199	285.9	2:11.955	10	41.815	31.051	29.584	26.096	284.0	2:08.546
5	1:28:28.070	32.475	30.846	27.262	270.5	1:29:58.653	11	43.564	31.108	30.235	Pit In	253.6	2:34.678
6	42.769	31.581	29.227	26.292	287.3	2:09.869	12						

8													
Lap	Sect-1	Sect-2	Sect-3	Sect-4	TopSpeed	Laptime	Lap	Sect-1	Sect-2	Sect-3	Sect-4	Topspeed	Laptime
1	Pit Out	40.318	40.611	33.304		3:12.476	8	<u>48.228</u>	<u>35.763</u>	46.969	Pit In	231.8	3:05.239
2	59.025	40.261	39.913	34.338	<u>237.0</u>	2:53.537	9	Pit Out	40.046	40.708	32.906		1:29:07.526
3	52.012	38.866	41.624	Pit In	203.1	3:14.219	10	54.733	35.988	37.612	32.539	185.1	2:40.872
4	Pit Out	42.352	38.545	33.279		1:35:10.257	11	49.050	38.559	37.349	31.830	220.9	2:36.788
5	50.126	37.525	39.027	32.989	223.4	2:39.667	12	49.780	37.894	<u>36.762</u>	<u>31.527</u>	219.2	2:35.963
6	49.944	36.375	37.364	35.563	224.4	2:39.246	13	49.677	37.129	40.049	Pit In	221.1	3:00.418
7	49.107	37.311	36.986	32.152	216.9	<u>2:35.556</u>	14						

8													
Lap	Sect-1	Sect-2	Sect-3	Sect-4	TopSpeed	Laptime	Lap	Sect-1	Sect-2	Sect-3	Sect-4	Topspeed	Laptime
1	Pit Out	32.919	30.759	27.630		2:25.924	14	41.097	30.160	29.698	26.992	255.1	2:07.947
2	42.047	31.998	32.691	28.683	254.4	2:15.419	15	<u>40.441</u>	29.974	29.292	26.883	<u>257.5</u>	2:06.590
3	47.620	41.455	30.054	27.284	244.1	2:26.413	16	40.677	30.185	29.064	27.058	256.6	2:06.984
4	45.713	30.575	30.167	27.185	257.3	2:13.640	17	41.418	30.183	29.652	27.892	252.9	2:09.145
5	42.042	30.633	30.145	28.173	<u>257.5</u>	2:10.993	18	46.714	34.488	38.602	Pit In	250.8	2:49.425
6	42.198	31.711	30.360	27.678	256.2	2:11.947	19	Pit Out	30.651	29.949	27.123		1:26:07.491
7	43.425	34.285	33.248	Pit In	240.2	2:37.394	20	41.106	30.254	29.518	27.400	252.3	2:08.278



## Russia Championship Motoring Stage 3 Igora Drive

TrackDay

14 - 16 July 2023

Laps and Sector Times - Half-Day

- 5183 mtr.

8	Pit Out	31.375	30.735	28.006		1:23:09.255	21	40.969	29.937	29.380	27.165	251.2	2:07.451
9	43.075	32.275	31.658	40.697	253.8	2:27.705	22	40.739	<u>29.702</u>	29.031	26.959	252.3	<u>2:06.431</u>
10	42.164	30.455	29.895	27.432	210.4	2:09.946	23	40.740	29.868	<u>28.933</u>	<u>27.220</u>	254.2	2:06.761
11	43.640	30.793	32.237	Pit In	250.6	2:34.742	24	40.445	29.807	30.795	27.493	251.5	2:08.540
12	Pit Out	30.729	29.602	27.408		11:56.651	25	47.688	33.401	30.993	Pit In	251.2	2:37.357
13	41.424	30.205	29.608	27.705	253.4	2:08.942	26						


8													
lap	Sect-1	Sect-2	Sect-3	Sect-4	TopSpeed	Laptime	lap	Sect-1	Sect-2	Sect-3	Sect-4	Topspeed	Laptime
1	Pit Out	34.225	33.434	30.695		2:38.540	10	44.422	33.521	35.873	Pit In	241.7	2:44.138
2	47.125	33.417	32.714	30.106	230.4	2:23.362	11	Pit Out	33.689	33.140	29.797		1:30:14.932
3	46.340	33.504	33.478	29.386	238.3	2:22.708	12	45.186	33.282	32.489	29.049	234.9	2:20.006
4	44.573	32.808	<u>32.005</u>	<u>29.496</u>	233.1	2:18.882	13	44.635	33.688	33.866	29.806	235.9	2:21.995
5	44.670	32.542	32.166	29.335	236.8	<u>2:18.713</u>	14	44.560	33.575	32.760	29.119	240.8	2:20.014
6	46.305	32.911	33.867	Pit In	<u>248.1</u>	2:40.785	15	49.940	32.707	32.591	28.999	241.5	2:24.237
7	Pit Out	33.394	32.599	29.222		1:24:53.909	16	<u>44.286</u>	32.700	32.482	29.675	238.1	2:19.143
8	46.334	33.418	32.202	29.501	218.7	2:21.455	17	46.525	35.120	34.948	Pit In	229.7	2:48.484
9	45.172	<u>32.484</u>	32.500	28.862	215.1	2:19.018	18						

9													
lap	Sect-1	Sect-2	Sect-3	Sect-4	TopSpeed	Laptime	lap	Sect-1	Sect-2	Sect-3	Sect-4	Topspeed	Laptime
1	Pit Out	31.741	30.194	26.522		2:27.917	13	38.961	<u>28.868</u>	<u>27.726</u>	<u>25.247</u>	281.9	<u>2:00.802</u>
2	41.702	30.237	29.225	25.959	259.1	2:07.123	14	<u>38.772</u>	28.980	28.283	25.431	<u>288.1</u>	2:01.466
3	40.042	30.346	28.837	25.716	272.9	2:04.941	15	43.411	31.647	32.571	Pit In	280.6	2:32.597
4	46.241	29.955	28.845	25.931	287.9	2:10.972	16	Pit Out	29.572	28.345	25.504		1:25:02.235
5	39.899	29.472	28.725	25.560	280.1	2:03.656	17	39.413	29.973	29.141	25.475	275.4	2:04.002
6	39.731	29.726	28.882	25.556	276.0	2:03.895	18	39.323	29.073	28.338	25.367	279.8	2:02.101
7	41.049	29.925	30.537	Pit In	264.3	2:29.981	19	40.139	28.948	28.489	25.151	275.2	2:02.727
8	Pit Out	30.773	28.768	26.980		1:23:01.901	20	38.903	29.446	28.347	25.639	286.2	2:02.335
9	40.134	29.466	28.446	25.552	281.9	2:03.598	21	40.381	29.347	28.443	30.555	273.7	2:08.726
10	39.419	29.597	28.340	25.876	284.0	2:03.232	22	39.403	29.007	28.310	25.293	283.2	2:02.013
11	39.152	29.064	28.050	25.375	283.2	2:01.641	23	44.923	31.377	31.437	Pit In	284.6	2:27.657
12	39.401	28.945	28.079	25.304	264.8	2:01.729	24						

9													
lap	Sect-1	Sect-2	Sect-3	Sect-4	TopSpeed	Laptime	lap	Sect-1	Sect-2	Sect-3	Sect-4	Topspeed	Laptime
1	Pit Out	34.266	34.225	31.711		2:38.550	7	50.362	36.122	36.031	Pit In	248.7	2:46.332
2	45.380	32.766	33.038	29.756	244.1	2:20.940	8	Pit Out	34.584	32.444	30.065		1:25:31.810
3	44.982	32.406	31.825	28.913	247.1	2:18.126	9	45.634	32.376	31.718	30.096	237.7	2:19.824
4	44.672	31.800	31.551	29.938	245.7	2:17.961	10	45.209	32.105	31.810	29.864	241.4	2:18.988
5	<u>43.690</u>	32.074	<u>31.181</u>	<u>28.561</u>	247.3	<u>2:15.506</u>	11	50.958	35.427	37.659	Pit In	241.5	2:51.520
6	43.893	<u>31.753</u>	31.332	28.588	<u>249.8</u>	2:15.566	12	Pit Out	36.707	36.080	Pit In		1:30:48.604

10													
lap	Sect-1	Sect-2	Sect-3	Sect-4	TopSpeed	Laptime	lap	Sect-1	Sect-2	Sect-3	Sect-4	Topspeed	Laptime
1	Pit Out	31.264	29.184	26.656		2:21.448	10	39.392	28.979	28.160	25.117	274.7	2:01.648
2	39.811	29.721	29.230	26.113	292.6	2:04.875	11	42.624	32.117	34.363	Pit In	292.9	2:36.849
3	40.121	29.580	28.788	25.831	288.4	2:04.320	12	Pit Out	29.310	28.959	26.500		1:26:10.960
4	51.907	30.050	31.222	Pit In	293.8	2:42.761	13	38.651	<u>28.439</u>	27.706	24.934	292.9	<u>1:59.730</u>
5	Pit Out	30.747	28.652	25.682		1:23:29.560	14	38.521	28.595	<u>27.531</u>	<u>25.281</u>	291.5	1:59.928
6	39.335	28.900	27.976	25.219	292.1	2:01.430	15	38.506	28.611	27.657	25.124	291.5	1:59.898
7	39.167	28.742	28.020	25.241	293.5	2:01.170	16	38.625	28.813	28.008	25.188	290.9	2:00.634
8	46.237	29.265	28.344	25.215	<u>294.4</u>	2:09.061	17	<u>38.418</u>	28.607	27.749	Pit In	290.9	2:20.393
9	39.175	28.550	28.098	25.369	294.1	2:01.192	18						

11													
lap	Sect-1	Sect-2	Sect-3	Sect-4	TopSpeed	Laptime	lap	Sect-1	Sect-2	Sect-3	Sect-4	Topspeed	Laptime
1	Pit Out	34.068	34.068	28.783		2:34.790	9	43.218	31.767	31.131	27.935	267.8	<u>2:14.051</u>
2	45.644	32.696	32.675	28.636	232.2	2:19.651	10	49.431	38.613	36.087	Pit In	244.7	3:02.686
3	45.891	32.687	31.247	27.841	236.6	2:17.666	11	Pit Out	33.522	31.296	28.769		1:30:50.569
4	43.682	<u>31.332</u>	31.246	27.799	251.9	2:14.059	12	45.901	33.078	31.603	28.335	224.6	2:18.917
5	43.983	32.152	32.638	Pit In	259.3	2:42.811	13	44.134	35.670	50.019	29.557	259.1	2:39.380
6	Pit Out	32.754	31.393	28.576		1:25:15.474	14	44.025	31.945	31.582	27.773	253.2	2:15.325
7	45.049	32.479	30.876	27.643	253.2	2:16.047	15	<u>43.054</u>	31.549	56.098	29.361	<u>271.2</u>	2:40.062
8	43.865	32.636	<u>30.589</u>	<u>27.554</u>	262.2	2:14.644	16	50.234	33.981	32.100	Pit In	144.6	2:47.809



## Russia Championship Motoring Stage 3 Igora Drive

TrackDay

14 - 16 July 2023

Laps and Sector Times - Half-Day

- 5183 mtr.

12													
lap	Sect-1	Sect-2	Sect-3	Sect-4	TopSpeed	Laptime	lap	Sect-1	Sect-2	Sect-3	Sect-4	Topspeed	Laptime
1	Pit Out	35.480	32.842	27.336		2:31.711	7	42.412	31.125	30.055	26.561	265.9	2:10.153
2	43.234	31.639	29.795	26.680	267.8	2:11.348	8	42.334	31.148	29.866	26.459	265.2	2:09.807
3	42.613	31.270	29.870	26.862	268.1	2:10.615	9	41.937	31.170	29.788	26.528	262.4	2:09.423
4	43.882	33.975	45.729	Pit In	254.0	2:55.567	10	42.325	30.966	29.465	26.638	270.7	2:09.394
5	Pit Out	32.904	30.808	27.003		1:29:14.928	11	<u>41.484</u>	<u>30.538</u>	<u>29.395</u>	<u>26.494</u>	<u>274.4</u>	<u>2:07.911</u>
6	43.230	31.928	29.868	26.619	264.8	2:11.645	12	48.293	34.903	33.546	Pit In	260.6	2:41.062

12													
lap	Sect-1	Sect-2	Sect-3	Sect-4	TopSpeed	Laptime	lap	Sect-1	Sect-2	Sect-3	Sect-4	Topspeed	Laptime
1	Pit Out	37.606	37.300	36.149		2:52.238	8	Pit Out	35.000	36.449	35.336		1:24:00.369
2	48.988	35.186	38.141	34.764	169.0	2:37.079	9	49.572	34.683	40.003	35.309	165.1	2:39.567
3	48.785	35.960	38.877	35.187	172.9	2:38.809	10	48.908	36.728	37.042	35.522	167.2	2:38.200
4	49.337	35.633	38.286	35.771	170.2	2:39.027	11	49.302	35.056	35.768	34.864	167.3	2:34.990
5	48.213	36.997	37.816	34.740	174.4	2:37.766	12	50.047	37.028	<u>35.760</u>	<u>34.603</u>	167.7	2:37.438
6	<u>48.096</u>	34.586	36.613	34.528	<u>175.8</u>	<u>2:33.823</u>	13	49.130	34.994	35.766	Pit In	167.0	2:45.574
7	50.057	<u>34.538</u>	37.717	Pit In	170.9	2:50.652	14						

13													
lap	Sect-1	Sect-2	Sect-3	Sect-4	TopSpeed	Laptime	lap	Sect-1	Sect-2	Sect-3	Sect-4	Topspeed	Laptime
1	Pit Out	31.929	31.984	28.318		5:00.204	4	43.534	31.314	<u>30.954</u>	<u>28.171</u>	246.3	<u>2:13.973</u>
2	44.809	<u>31.307</u>	32.232	28.615	243.3	2:16.963	5	<u>42.830</u>	31.923	31.732	28.811	<u>247.3</u>	2:15.296
3	45.043	32.671	33.718	29.246	241.9	2:20.678	6						

14													
lap	Sect-1	Sect-2	Sect-3	Sect-4	TopSpeed	Laptime	lap	Sect-1	Sect-2	Sect-3	Sect-4	Topspeed	Laptime
1	Pit Out	33.848	32.734	28.078		3:42.661	8	Pit Out	34.032	32.993	29.006		1:24:15.080
2	45.989	34.372	32.915	28.458	261.5	2:21.734	9	45.922	33.323	33.051	28.902	252.9	2:21.198
3	47.386	33.622	32.456	29.193	253.4	2:22.657	10	47.713	33.424	32.896	28.673	<u>265.0</u>	2:22.706
4	46.680	33.464	32.914	28.266	233.1	2:21.324	11	46.116	33.831	34.412	28.764	241.4	2:23.123
5	46.216	33.439	<u>32.354</u>	<u>27.943</u>	223.4	<u>2:19.952</u>	12	46.178	33.400	33.216	28.567	234.4	2:21.361
6	47.145	33.427	32.937	28.453	236.0	2:21.962	13	46.688	35.615	33.715	28.405	241.0	2:24.423
7	<u>45.787</u>	33.866	33.411	Pit In	227.3	2:41.566	14	46.233	<u>32.963</u>	33.276	Pit In	228.5	2:42.115

15													
lap	Sect-1	Sect-2	Sect-3	Sect-4	TopSpeed	Laptime	lap	Sect-1	Sect-2	Sect-3	Sect-4	Topspeed	Laptime
1	Pit Out	33.946	32.850	28.469		2:30.834	9	53.463	37.936	37.568	Pit In	255.7	2:57.023
2	43.867	32.373	32.146	27.617	258.4	2:16.003	10	Pit Out	31.580	31.133	27.526		1:30:41.309
3	42.567	31.298	30.713	26.898	262.4	2:11.476	11	42.696	31.156	30.336	26.579	254.9	2:10.767
4	50.253	33.206	31.416	27.672	<u>273.9</u>	2:22.547	12	43.319	31.086	<u>29.710</u>	<u>26.595</u>	255.1	2:10.710
5	48.187	31.033	30.384	Pit In	270.7	2:35.174	13	43.119	32.929	30.838	26.778	266.9	2:13.664
6	Pit Out	32.344	31.327	27.420		1:27:37.986	14	42.219	31.458	29.903	27.261	267.8	2:10.841
7	<u>42.165</u>	31.054	30.865	26.874	270.7	2:10.958	15	46.076	32.785	32.473	Pit In	268.3	2:37.829
8	42.290	<u>30.647</u>	30.751	26.968	265.0	<u>2:10.656</u>	16						

15													
lap	Sect-1	Sect-2	Sect-3	Sect-4	TopSpeed	Laptime	lap	Sect-1	Sect-2	Sect-3	Sect-4	Topspeed	Laptime
1	Pit Out	33.742	35.098	37.718		2:51.505	12	44.693	31.789	33.949	32.274	178.6	2:22.705
2	1:01.935	39.217	44.085	Pit In	111.8	3:25.453	13	44.446	31.679	33.468	32.141	180.6	2:21.734
3	Pit Out	38.374	36.074	33.072		3:52.975	14	44.798	31.464	33.322	32.496	181.2	2:22.080
4	45.922	36.222	48.176	33.016	176.2	2:43.336	15	48.266	35.656	38.885	Pit In	177.9	3:02.755
5	46.244	37.834	41.104	34.771	181.9	2:39.953	16	Pit Out	32.258	33.650	32.963		1:22:54.951
6	47.024	34.484	37.027	32.938	176.6	2:31.473	17	44.818	32.099	34.531	33.566	174.5	2:25.014
7	45.035	32.184	33.694	32.537	177.7	2:23.450	18	44.652	31.432	33.486	32.137	<u>183.4</u>	2:21.707
8	51.515	38.126	39.838	Pit In	180.4	3:01.798	19	<u>43.997</u>	<u>31.184</u>	33.620	32.342	179.2	<u>2:21.143</u>
9	Pit Out	32.216	34.471	32.617		1:21:02.813	20	47.457	31.578	<u>33.213</u>	<u>32.260</u>	176.5	2:24.508
10	44.544	34.812	34.304	32.629	180.0	2:26.289	21	44.929	32.121	33.901	32.222	179.5	2:23.173
11	56.389	33.851	34.272	32.649	180.4	2:37.161	22	50.644	37.722	39.926	Pit In	180.0	3:01.872

16													
lap	Sect-1	Sect-2	Sect-3	Sect-4	TopSpeed	Laptime	lap	Sect-1	Sect-2	Sect-3	Sect-4	Topspeed	Laptime
1	Pit Out	30.385	29.550	25.400		2:17.489	10	<u>38.595</u>	29.023	<u>27.922</u>	<u>25.105</u>	293.8	<u>2:00.645</u>
2	41.351	29.531	29.264	25.338	289.5	2:05.484	11	39.621	31.295	30.251	Pit In	286.8	2:22.953
3	39.422	29.532	28.698	25.196	292.1	2:02.848	12	Pit Out	29.722	29.161	25.413		1:28:34.283
4	39.602	29.452	28.963	25.311	290.6	2:03.328	13	39.507	29.016	29.455	24.980	285.1	2:02.958













# Russia Championship Motoring Stage 3 Igora Drive

TrackDay

Laps and Sector Times - Half-Day

14 - 16 July 2023

- 5183 mtr.

37													
Lap	Sect-1	Sect-2	Sect-3	Sect-4	TopSpeed	Laptime	Lap	Sect-1	Sect-2	Sect-3	Sect-4	Topspeed	Laptime
1	Pit Out	32.452	38.062	Pit In		3:01.861	8	42.709	31.367	31.577	27.676	259.1	2:13.329
2	Pit Out	31.164	30.491	27.632		1:37:17.989	9	43.727	31.443	31.255	27.502	232.7	2:13.927
3	43.154	30.959	31.501	27.636	256.2	2:13.250	10	43.226	31.770	30.806	28.023	257.5	2:13.825
4	42.105	31.700	32.438	27.946	<u>262.0</u>	2:14.189	11	42.228	<u>30.912</u>	<u>30.287</u>	<u>27.781</u>	245.7	<u>2:11.208</u>
5	<u>42.081</u>	31.415	32.215	27.986	257.1	2:13.697	12	42.124	30.953	30.563	27.790	256.0	2:11.430
6	50.112	36.992	39.420	Pit In	186.1	2:57.201	13	48.509	35.147	36.187	Pit In	254.9	2:46.979
7	Pit Out	31.022	30.798	27.885		1:29:49.223	14						

39													
Lap	Sect-1	Sect-2	Sect-3	Sect-4	TopSpeed	Laptime	Lap	Sect-1	Sect-2	Sect-3	Sect-4	Topspeed	Laptime
1	Pit Out	33.713	33.325	27.641		2:29.762	8	41.835	31.181	32.070	28.410	249.6	2:13.496
2	43.588	31.585	31.540	27.300	262.2	2:14.013	9	49.349	36.034	36.865	Pit In	182.3	2:47.047
3	42.393	31.054	31.624	27.219	259.1	2:12.290	10	Pit Out	30.950	31.430	26.639		1:48:56.998
4	42.184	30.903	35.073	Pit In	249.2	2:32.432	11	<u>41.143</u>	30.557	30.849	27.011	<u>262.4</u>	<u>2:09.560</u>
5	Pit Out	31.231	31.851	26.973		1:30:32.382	12	41.389	31.063	31.103	26.806	245.3	2:10.361
6	41.966	<u>30.505</u>	30.698	26.765	254.4	2:09.934	13	41.371	30.907	31.487	Pit In	258.8	2:24.855
7	42.111	30.738	<u>30.489</u>	<u>26.843</u>	241.5	2:10.181	14						

40													
Lap	Sect-1	Sect-2	Sect-3	Sect-4	TopSpeed	Laptime	Lap	Sect-1	Sect-2	Sect-3	Sect-4	Topspeed	Laptime
1	Pit Out	32.156	32.333	28.663		2:31.680	6	Pit Out	32.090	32.191	28.077		1:30:55.276
2	44.132	<u>31.597</u>	32.331	28.174	245.5	2:16.234	7	44.231	31.974	32.358	28.444	249.4	2:17.007
3	43.658	31.675	32.348	27.997	246.9	<u>2:15.678</u>	8	43.728	32.308	<u>31.985</u>	<u>28.099</u>	<u>249.6</u>	2:16.120
4	<u>43.296</u>	31.694	32.629	28.245	248.5	2:15.864	9	43.875	32.419	37.114	Pit In	245.1	2:44.900
5	44.261	32.707	43.642	Pit In	247.3	3:04.972	10						

41													
Lap	Sect-1	Sect-2	Sect-3	Sect-4	TopSpeed	Laptime	Lap	Sect-1	Sect-2	Sect-3	Sect-4	Topspeed	Laptime
1	Pit Out	32.971	31.027	26.661		2:25.310	14	42.635	31.683	32.304	Pit In	271.2	2:30.441
2	43.405	32.109	30.984	26.166	261.3	2:12.664	15	Pit Out	32.016	31.478	27.062		46:25.409
3	42.733	31.686	30.385	26.006	255.1	2:10.810	16	42.308	31.455	31.164	26.164	265.5	2:11.091
4	41.927	30.260	30.341	26.257	262.4	2:08.785	17	41.937	31.929	29.814	26.743	272.9	2:10.423
5	40.529	30.563	29.891	25.928	278.0	2:06.911	18	41.215	29.968	30.243	25.469	272.2	2:06.895
6	41.382	30.376	30.128	25.996	274.4	2:07.882	19	40.927	30.086	29.997	25.362	280.3	2:06.372
7	43.737	31.178	30.431	Pit In	<u>282.4</u>	2:32.300	20	44.021	31.920	29.570	Pit In	270.5	2:31.402
8	Pit Out	31.623	30.108	27.083		1:23:39.392	21	Pit Out	30.009	29.570	26.115		29:05.414
9	41.683	30.398	29.588	26.998	267.4	2:08.667	22	41.064	30.045	28.957	25.711	277.7	2:05.777
10	41.096	29.975	29.281	26.673	269.5	2:07.025	23	<u>40.091</u>	29.976	29.608	25.345	271.7	2:05.020
11	40.413	<u>29.693</u>	<u>28.939</u>	<u>26.399</u>	274.9	2:05.444	24	40.098	30.170	28.965	25.400	281.7	<u>2:04.633</u>
12	41.302	30.314	29.540	25.802	258.6	2:06.958	25	42.901	30.535	29.316	25.717	281.7	2:08.469
13	40.653	29.919	28.950	25.692	270.5	2:05.214	26	40.443	43.449	34.956	Pit In	279.8	2:40.345

42													
Lap	Sect-1	Sect-2	Sect-3	Sect-4	TopSpeed	Laptime	Lap	Sect-1	Sect-2	Sect-3	Sect-4	Topspeed	Laptime
1	Pit Out	32.329	34.785	32.878		2:31.994	8	Pit Out	31.942	33.485	32.339		1:22:43.882
2	44.938	34.029	34.100	35.160	183.2	2:28.227	9	44.194	32.400	33.073	31.912	180.8	2:21.579
3	43.953	31.544	33.447	33.021	181.1	2:21.965	10	43.749	33.248	55.296	34.287	180.9	2:46.580
4	43.837	<u>31.078</u>	32.969	32.036	183.1	2:19.920	11	<u>43.584</u>	32.774	33.318	32.222	179.5	2:21.898
5	48.834	35.929	34.742	32.401	183.9	2:31.906	12	43.923	31.223	32.777	32.063	179.5	2:19.986
6	43.695	33.647	33.713	33.115	179.5	2:24.170	13	43.625	31.115	<u>32.677</u>	<u>31.701</u>	180.0	<u>2:19.118</u>
7	43.776	31.088	32.964	Pit In	179.1	2:37.488	14	44.357	36.349	35.250	Pit In	<u>184.0</u>	2:42.818

43													
Lap	Sect-1	Sect-2	Sect-3	Sect-4	TopSpeed	Laptime	Lap	Sect-1	Sect-2	Sect-3	Sect-4	Topspeed	Laptime
1	Pit Out	30.868	29.915	27.260		2:25.780	10	44.479	32.795	30.870	29.199	257.5	2:17.343
2	<u>41.000</u>	30.977	<u>29.505</u>	<u>26.405</u>	<u>284.9</u>	<u>2:07.887</u>	11	43.269	35.885	44.848	Pit In	274.4	2:55.814
3	43.248	33.435	31.305	26.309	232.4	2:14.297	12	Pit Out	32.916	31.621	27.268		1:31:06.002
4	41.104	<u>30.114</u>	32.955	34.429	273.4	2:18.602	13	43.642	31.341	30.201	26.553	234.9	2:11.737
5	50.450	36.897	37.490	33.875	162.2	2:38.712	14	42.834	31.163	30.251	27.283	259.5	2:11.531
6	46.258	35.482	36.208	34.776	185.0	2:32.724	15	43.649	33.307	31.068	26.715	251.0	2:14.739
7	47.671	34.203	36.702	Pit In	178.4	2:48.720	16	43.553	31.520	30.342	27.077	256.4	2:12.492
8	Pit Out	31.319	32.293	28.394		25:41.430	17	42.830	31.008	30.467	Pit In	266.9	2:35.587
9	44.683	32.184	31.904	27.797	230.6	2:16.568	18	Pit Out	32.802	35.965	Pit In		7:41.158



















## Russia Championship Motoring Stage 3 Igora Drive

TrackDay

Laps and Sector Times - Half-Day

14 - 16 July 2023  
- 5183 mtr.

90													
Lap	Sect-1	Sect-2	Sect-3	Sect-4	TopSpeed	Laptime	Lap	Sect-1	Sect-2	Sect-3	Sect-4	Topspeed	Laptime
1	Pit Out	38.222	38.113	32.837		2: 51.667	10	43.469	32.266	30.924	27.836	268.3	2: 14.495
2	44.558	32.409	30.903	28.076	273.2	2: 15.946	11	43.943	32.246	32.129	Pit In	267.1	2: 34.724
3	44.994	32.234	31.444	27.807	249.8	2: 16.479	12	Pit Out	34.895	30.738	28.320		1: 30: 55.842
4	42.872	31.962	30.391	27.819	278.0	2: 13.044	13	<u>42.328</u>	31.477	30.932	27.585	274.7	2: 12.322
5	42.618	31.808	30.198	27.549	<u>280.6</u>	2: 12.173	14	43.242	31.554	30.242	27.942	270.2	2: 12.980
6	45.299	39.083	32.612	Pit In	272.9	2: 45.644	15	42.760	<u>31.319</u>	30.004	27.611	260.9	2: 11.694
7	Pit Out	33.688	32.240	27.514		1: 23: 27.853	16	42.796	31.495	<u>29.377</u>	<u>26.764</u>	255.7	<u>2: 10.432</u>
8	44.629	33.080	33.465	29.065	262.2	2: 20.239	17	46.144	35.722	35.706	Pit In	266.6	2: 44.576
9	44.934	32.281	30.528	27.726	225.7	2: 15.469	18						

92													
Lap	Sect-1	Sect-2	Sect-3	Sect-4	TopSpeed	Laptime	Lap	Sect-1	Sect-2	Sect-3	Sect-4	Topspeed	Laptime
1	Pit Out	37.753	38.950	Pit In		3: 11.089	10	44.727	34.370	33.488	30.021	234.0	2: 22.606
2	Pit Out	37.368	36.478	29.796		5: 28.912	11	44.249	32.984	32.968	30.425	<u>240.0</u>	2: 20.626
3	44.979	34.778	33.261	33.054	235.9	2: 26.072	12	46.752	33.451	34.183	Pit In	239.6	2: 39.472
4	45.406	35.407	35.380	29.818	224.6	2: 26.011	13	Pit Out	33.398	32.921	31.917		1: 28: 16.295
5	44.969	34.381	33.528	30.269	229.9	2: 23.147	14	45.260	33.828	33.304	29.755	233.1	2: 22.147
6	46.003	33.624	33.538	29.451	227.1	2: 22.616	15	<u>44.217</u>	33.174	32.993	29.015	236.8	<u>2: 19.399</u>
7	45.110	<u>32.833</u>	32.568	Pit In	231.7	2: 41.894	16	45.118	33.489	<u>32.460</u>	<u>29.218</u>	231.5	2: 20.285
8	Pit Out	34.093	33.081	31.325		1: 22: 10.142	17	44.627	34.745	32.616	32.188	224.1	2: 24.176
9	45.343	34.563	33.675	31.437	232.9	2: 25.018	18	44.999	33.637	33.895	Pit In	219.8	2: 39.868

93													
Lap	Sect-1	Sect-2	Sect-3	Sect-4	TopSpeed	Laptime	Lap	Sect-1	Sect-2	Sect-3	Sect-4	Topspeed	Laptime
1	Pit Out	41.721	47.002	35.265		3: 10.395	8	Pit Out	38.062	41.171	33.925		1: 31: 16.270
2	52.727	40.964	43.813	33.249	220.3	2: 50.753	9	51.501	36.760	40.163	34.258	220.9	2: 42.682
3	54.641	41.296	43.622	Pit In	206.6	3: 16.295	10	<u>47.778</u>	<u>35.508</u>	<u>37.929</u>	<u>32.641</u>	<u>233.8</u>	<u>2: 33.856</u>
4	Pit Out	40.933	41.859	32.347		1: 33: 52.710	11	49.107	36.089	38.151	32.313	231.5	2: 35.660
5	51.413	37.670	38.794	32.655	232.6	2: 40.532	12	48.583	35.906	38.466	33.840	219.0	2: 36.795
6	49.583	37.408	39.654	32.396	231.5	2: 39.041	13	1: 00: 689	45.087	49.973	Pit In	134.8	3: 30.701
7	49.280	37.064	40.148	Pit In	232.2	3: 07.450	14						

93													
Lap	Sect-1	Sect-2	Sect-3	Sect-4	TopSpeed	Laptime	Lap	Sect-1	Sect-2	Sect-3	Sect-4	Topspeed	Laptime
1	Pit Out	32.414	34.374	31.994		2: 35.443	8	44.863	31.651	33.264	32.771	180.3	2: 22.549
2	44.669	31.463	34.881	32.173	185.7	2: 23.186	9	45.236	34.670	33.976	32.266	181.9	2: 26.148
3	<u>44.156</u>	31.236	33.605	32.568	185.1	2: 21.565	10	44.539	31.451	33.488	32.222	180.0	2: 21.700
4	45.015	31.867	33.798	32.395	<u>190.1</u>	2: 23.075	11	44.204	<u>31.165</u>	<u>33.223</u>	<u>32.140</u>	180.0	<u>2: 20.732</u>
5	46.991	34.932	34.409	32.485	183.1	2: 28.817	12	46.261	31.528	33.520	33.497	182.2	2: 24.806
6	46.274	32.112	33.729	Pit In	181.7	2: 42.823	13	46.449	33.677	36.176	Pit In	185.4	2: 47.359
7	Pit Out	32.794	34.666	32.725		1: 25: 09.267	14						

94													
Lap	Sect-1	Sect-2	Sect-3	Sect-4	TopSpeed	Laptime	Lap	Sect-1	Sect-2	Sect-3	Sect-4	Topspeed	Laptime
1	Pit Out	31.517	33.792	28.685		2: 32.280	11	46.777	30.521	30.021	28.607	228.5	2: 15.926
2	41.469	31.658	30.828	28.053	253.8	2: 12.008	12	42.294	30.823	30.184	Pit In	240.2	2: 31.198
3	41.591	30.435	29.340	27.920	253.4	2: 09.286	13	Pit Out	31.433	30.449	27.573		1: 25: 50.445
4	47.376	30.591	29.863	27.559	256.2	2: 15.389	14	40.999	30.326	31.152	27.151	250.8	2: 09.628
5	40.756	30.381	29.933	27.576	255.7	2: 08.646	15	<u>40.192</u>	<u>29.734</u>	29.377	27.175	254.0	<u>2: 06.478</u>
6	40.568	30.050	30.079	Pit In	257.1	2: 27.975	16	40.613	29.830	<u>29.160</u>	<u>27.185</u>	250.6	2: 06.788
7	Pit Out	31.144	30.178	27.921		1: 25: 44.697	17	40.491	29.850	29.526	27.002	251.7	2: 06.869
8	41.451	30.886	29.953	27.264	254.7	2: 09.554	18	48.040	37.868	29.635	27.247	253.4	2: 22.790
9	40.876	30.415	29.886	27.895	<u>257.7</u>	2: 09.072	19	40.999	30.133	29.480	Pit In	250.2	2: 27.320
10	40.981	30.652	29.563	29.052	256.2	2: 10.248	20						


96													
Lap	Sect-1	Sect-2	Sect-3	Sect-4	TopSpeed	Laptime	Lap	Sect-1	Sect-2	Sect-3	Sect-4	Topspeed	Laptime
1	Pit Out	31.420	32.148	28.271		2: 58: 11.964	5	42.555	32.221	32.032	27.724	250.8	2: 14.532
2	41.492	30.693	30.510	27.937	251.2	2: 10.632	6	42.705	30.366	30.088	27.710	230.2	2: 10.869
3	41.250	30.231	30.937	28.090	252.5	2: 10.508	7	41.736	<u>30.193</u>	29.986	Pit In	251.2	2: 23.874
4	<u>41.064</u>	30.704	<u>29.927</u>	<u>27.458</u>	<u>253.8</u>	<u>2: 09.153</u>	8						











## Russia Championship Motoring Stage 3 Igora Drive

TrackDay

14 - 16 July 2023

Laps and Sector Times - Half-Day

- 5183 mtr.

256													
lap	Sect-1	Sect-2	Sect-3	Sect-4	TopSpeed	Laptime	lap	Sect-1	Sect-2	Sect-3	Sect-4	Topspeed	Laptime
1	Pit Out	34.598	34.005	29.009		2:35.141	8	43.126	31.712	33.174	Pit In	262.0	2:41.474
2	45.939	32.819	32.323	28.327	245.7	2:19.408	9	Pit Out	31.928	31.226	27.476		1:30:38.090
3	44.712	32.027	31.480	27.630	253.8	2:15.849	10	44.258	32.000	31.228	27.789	261.5	2:15.275
4	43.832	31.986	31.827	27.700	252.5	2:15.345	11	43.468	31.849	31.402	27.196	259.5	2:13.915
5	44.461	32.662	32.912	Pit In	257.5	2:38.995	12	43.431	31.860	<u>30.700</u>	<u>27.123</u>	264.5	<u>2:13.114</u>
6	Pit Out	32.674	31.137	27.916		1:28:46.469	13	<u>42.885</u>	<u>31.386</u>	30.897	28.773	<u>264.8</u>	2:13.941
7	43.729	31.573	32.051	27.544	255.3	2:14.897	14	43.338	31.517	31.597	Pit In	263.6	2:34.140


311													
lap	Sect-1	Sect-2	Sect-3	Sect-4	TopSpeed	Laptime	lap	Sect-1	Sect-2	Sect-3	Sect-4	Topspeed	Laptime
1	Pit Out	49.503	54.243	44.476		3:41.534	4	1:06.831	51.874	53.744	46.456	133.7	<u>3:38.905</u>
2	3:16:17.892	52.627	57.996	47.969	<u>157.6</u>	3:18:56.484	5	<u>1:04.921</u>	<u>47.330</u>	<u>53.242</u>	Pit In	141.6	3:47.233
3	1:06.809	49.672	55.220	47.216	126.1	3:38.917	6						

314													
lap	Sect-1	Sect-2	Sect-3	Sect-4	TopSpeed	Laptime	lap	Sect-1	Sect-2	Sect-3	Sect-4	Topspeed	Laptime
1	Pit Out	34.833	34.538	28.375		2:37.669	10	43.323			26.893	266.4	2:16.376
2	45.901	32.720	33.067	29.062	258.6	2:20.750	11	<u>42.117</u>	<u>31.072</u>	31.000	Pit In	267.8	2:35.142
3	50.064	32.223	31.760	27.174	273.4	2:21.221	12	Pit Out	32.861	31.710	27.205		1:31:50.420
4	43.396	32.127	31.383	27.322	273.2	2:14.228	13	42.866	32.232	31.318	26.996	265.0	2:13.412
5	43.462	31.710	31.772	27.240	266.2	2:14.184	14	43.702	32.019	31.552	27.439	269.5	2:14.712
6	43.019	31.515	31.120	27.049	261.1	2:12.703	15	43.291	32.232	31.449	27.348	266.6	2:14.320
7	43.878	39.355	34.245	Pit In	229.4	2:45.055	16	42.947	32.202	30.760	27.504	271.7	2:13.413
8	Pit Out	32.924	32.396	27.237		1:23:51.530	17	42.781	31.460	<u>30.591</u>	<u>26.916</u>	<u>273.7</u>	<u>2:11.748</u>
9	44.139	32.103	31.138	26.946	259.7	2:14.326	18	45.621	33.498	34.243	Pit In	233.6	2:39.731

335													
lap	Sect-1	Sect-2	Sect-3	Sect-4	TopSpeed	Laptime	lap	Sect-1	Sect-2	Sect-3	Sect-4	Topspeed	Laptime
1	Pit Out	44.798	51.027	40.058		3:23.515	8	Pit Out	44.646	48.757	39.707		1:22:53.435
2	1:38:10.161	44.964	52.134	40.553	169.3	1:40:27.812	9	1:00.212	46.311	47.550	39.179	163.4	3:13.252
3	59.812	44.513	47.982	39.405	158.7	3:11.712	10	57.774	43.289	46.728	39.306	162.6	3:07.097
4	58.527	43.574	47.554	39.729	158.1	3:09.384	11	57.783	42.627	45.919	39.086	161.9	3:05.415
5	58.019	42.801	46.573	38.259	169.3	3:05.652	12	57.744	<u>41.361</u>	45.749	39.190	155.7	3:04.044
6	<u>56.953</u>	41.925	44.928	39.188	<u>170.0</u>	<u>3:02.994</u>	13	57.057	41.737	45.738	Pit In	163.4	3:16.303
7	57.588	42.302	<u>44.446</u>	Pit In	169.5	3:15.330	14						

393													
lap	Sect-1	Sect-2	Sect-3	Sect-4	TopSpeed	Laptime	lap	Sect-1	Sect-2	Sect-3	Sect-4	Topspeed	Laptime
1	Pit Out	40.111	41.271	36.133		3:01.748	10	47.904	34.344	<u>33.162</u>	<u>29.813</u>	213.5	2:25.223
2	51.330	38.250	38.048	32.984	196.9	2:40.612	11	45.497	34.174	33.859	29.609	233.8	<u>2:23.139</u>
3	51.016	36.508	36.648	32.538	194.6	2:36.710	12	49.193	34.078	36.058	Pit In	212.6	2:52.285
4	50.133	36.991	36.889	Pit In	159.2	2:51.208	13	Pit Out	35.455	35.260	32.769		1:21:53.634
5	Pit Out	36.693	37.868	31.689		1:32:29.545	14	47.120	34.565	35.117	30.787	230.8	2:27.589
6	52.292	36.138	36.536	31.064	229.0	2:36.030	15	45.743	35.486	34.154	29.830	226.9	2:25.213
7	48.708	35.441	34.416	31.438	225.9	2:30.003	16	46.461	34.429	34.002	29.589	233.1	2:24.481
8	48.343	36.910	34.649	29.907	216.5	2:29.809	17	<u>45.453</u>	33.540	33.686	30.785	235.5	2:23.464
9	47.526	34.297	34.452	30.736	234.6	2:27.011	18	51.562	<u>32.623</u>	34.080	Pit In	<u>237.5</u>	2:50.854

433													
lap	Sect-1	Sect-2	Sect-3	Sect-4	TopSpeed	Laptime	lap	Sect-1	Sect-2	Sect-3	Sect-4	Topspeed	Laptime
1	Pit Out	38.207	43.813	Pit In		3:25.802	11	48.150	34.522	33.848	31.195	<u>223.6</u>	2:27.715
2	Pit Out	36.750	36.107	33.325		4:52.618	12	46.750	33.418	34.641	Pit In	214.2	2:44.355
3	50.226	36.010	35.653	34.583	201.5	2:36.472	13	Pit Out	35.456	36.830	32.353		1:24:12.215
4	51.747	36.615	35.752	31.762	204.9	2:35.876	14	48.404	33.722	33.764	31.101	200.6	2:26.991
5	47.622	34.344	34.592	30.826	214.2	2:27.384	15	45.860	33.597	33.334	30.991	217.4	2:23.782
6	47.137	33.642	34.808	30.671	216.5	2:26.258	16	45.718	<u>33.260</u>	34.530	32.239	216.9	2:25.747
7	46.963	33.545	33.891	Pit In	207.8	2:45.187	17	47.088	34.055	33.309	30.685	217.3	2:25.137
8	Pit Out	34.483	35.892	31.727		1:26:01.460	18	<u>45.554</u>	33.773	33.342	30.384	220.1	<u>2:23.053</u>
9	47.893	34.266	34.759	33.157	204.4	2:30.075	19	45.651	33.980	<u>32.840</u>	Pit In	213.5	2:35.309
10	47.308	33.632	33.819	30.758	206.2	2:25.517	20						



## Russia Championship Motoring Stage 3 Igora Drive

TrackDay

14 - 16 July 2023

Laps and Sector Times - Half-Day

- 5183 mtr.

444													
lap	Sect-1	Sect-2	Sect-3	Sect-4	TopSpeed	Laptime	lap	Sect-1	Sect-2	Sect-3	Sect-4	Topspeed	Laptime
1	Pit Out	39.267	35.663	30.251		2:52.013	7	43.673	32.106	30.837	27.492	257.1	2:14.108
2	48.445	33.677	35.744	30.789	239.2	2:28.655	8	43.076	31.577	31.205	28.244	264.1	2:14.102
3	50.822	36.060	36.472	Pit In	234.9	3:01.148	9	43.178	31.506	31.215	Pit In	254.9	2:25.744
4	Pit Out	34.392	35.570	31.082		4:09.346	10	Pit Out	34.400	35.463	30.959		3:49.543
5	49.472	35.693	36.290	Pit In	238.1	3:03.394	11	53.990	37.411	40.079	Pit In	215.1	3:08.891
6	Pit Out	33.506	31.938	27.666		1:25:25.039	12						

505													
lap	Sect-1	Sect-2	Sect-3	Sect-4	TopSpeed	Laptime	lap	Sect-1	Sect-2	Sect-3	Sect-4	Topspeed	Laptime
1	Pit Out	31.093	30.214	28.265		2:25.353	9	1:33:03.875	32.674	30.380	28.093	158.9	1:34:35.022
2	42.058	30.639	29.685	27.772	243.7	2:10.154	10	42.927	30.322	29.686	27.886	241.4	2:10.821
3	42.242	30.345	29.882	28.277	247.1	2:10.746	11	43.862	30.490	33.062	27.916	242.3	2:15.330
4	42.753	30.974	30.774	28.015	<u>248.3</u>	2:12.516	12	41.838	30.494	30.157	28.084	241.9	2:10.573
5	42.304	37.539	34.365	Pit In	246.5	2:43.777	13	42.377	<u>30.097</u>	29.247	27.727	241.4	<u>2:09.448</u>
6	Pit Out	32.180	30.488	29.001		1:23:26.680	14	46.097	32.172	30.136	27.674	242.7	2:16.079
7	<u>41.745</u>			28.609	243.5	2:11.957	15	41.926	31.378	31.755	Pit In	242.1	2:33.261
8	41.892	30.776	<u>29.241</u>	<u>28.953</u>	244.9	2:10.862	16						

522													
lap	Sect-1	Sect-2	Sect-3	Sect-4	TopSpeed	Laptime	lap	Sect-1	Sect-2	Sect-3	Sect-4	Topspeed	Laptime
1	Pit Out	41.043	45.122	Pit In		3:27.548	7	50.046	36.834	35.511	Pit In	275.2	2:55.354
2	Pit Out	38.089	33.761	27.824		5:17.562	8	Pit Out	33.992	32.673	27.829		1:23:29.619
3	46.269	33.011	33.214	27.756	206.2	2:20.250	9	44.704	33.399	32.064	27.905	<u>279.3</u>	2:18.072
4	46.649	34.995	32.827	27.589	222.1	2:22.060	10	<u>44.172</u>	32.995	32.103	27.704	278.8	2:16.974
5	45.941	33.765	31.436	27.183	258.6	2:18.325	11	44.552	<u>32.716</u>	<u>31.279</u>	<u>28.237</u>	271.0	2:16.784
6	44.243	32.927	31.900	27.626	273.4	<u>2:16.696</u>	12	48.614	34.658	33.310	Pit In	231.8	2:47.579

535													
lap	Sect-1	Sect-2	Sect-3	Sect-4	TopSpeed	Laptime	lap	Sect-1	Sect-2	Sect-3	Sect-4	Topspeed	Laptime
1	Pit Out	44.049	46.798	38.457		3:24.327	6	55.722	41.707	42.596	35.298	196.0	2:55.323
2	1:01.673	43.051	45.484	39.757	175.5	3:09.965	7	55.543	<u>41.137</u>	41.918	34.349	202.2	2:52.947
3	1:10.187	49.398	53.423	Pit In	87.0	3:56.913	8	<u>54.316</u>	41.350	41.841	34.567	<u>210.5</u>	<u>2:52.074</u>
4	Pit Out	43.603	46.700	35.590		3:09:32.501	9	58.847	42.538	<u>41.651</u>	Pit In	192.1	3:24.204
5	56.122	41.289	43.965	35.785	202.3	2:57.161	10						

550													
lap	Sect-1	Sect-2	Sect-3	Sect-4	TopSpeed	Laptime	lap	Sect-1	Sect-2	Sect-3	Sect-4	Topspeed	Laptime
1	Pit Out	33.030	32.531	28.087		2:36.751	9	40.298	29.921	<u>28.611</u>	<u>25.621</u>	278.3	<u>2:04.451</u>
2	42.643	31.038	31.333	27.199	247.3	2:12.213	10	46.732	37.942	34.700	Pit In	265.9	2:46.386
3	42.066	30.821	30.354	26.285	268.3	2:09.526	11	Pit Out	31.236	30.405	26.697		1:28:35.080
4	43.261	33.348	37.103	Pit In	266.2	2:42.751	12	41.650	30.496	29.291	25.909	266.2	2:07.346
5	Pit Out	32.035	30.965	26.588		1:24:17.410	13	<u>40.178</u>	30.060	28.825	25.641	<u>282.4</u>	2:04.704
6	41.848	30.874	29.930	25.997	273.4	2:08.649	14	40.949	<u>29.871</u>	29.150	25.641	262.9	2:05.611
7	40.777	30.060	29.246	25.829	279.6	2:05.912	15	41.429	36.210	29.550	26.104	262.7	2:13.293
8	40.923	30.169	29.296	25.816	278.8	2:06.204	16	52.902	36.794	37.430	Pit In	277.5	2:55.242

555													
lap	Sect-1	Sect-2	Sect-3	Sect-4	TopSpeed	Laptime	lap	Sect-1	Sect-2	Sect-3	Sect-4	Topspeed	Laptime
1	Pit Out	31.901	31.253	27.153		2:24.540	12	40.345	29.726	28.929	25.959	264.5	2:04.959
2	41.926	30.643	29.716	26.266	249.2	2:08.551	13	39.752	29.383	29.309	25.783	284.6	2:04.227
3	41.432	30.133	29.021	26.034	270.7	2:06.620	14	40.702	33.831	30.459	Pit In	274.4	2:28.497
4	41.097	30.210	28.634	25.829	267.1	2:05.770	15	Pit Out	32.931	38.396	25.966		1:29:07.623
5	41.701	30.302	29.515	26.110	<u>286.5</u>	2:07.628	16	39.656	29.295	28.411	25.857	281.4	2:03.219
6	40.898	29.866	28.958	25.702	283.5	2:05.424	17	39.695	30.327	29.105	25.542	284.9	2:04.669
7	40.814	30.552	28.977	25.864	278.0	2:06.207	18	40.973	29.824	28.116	25.233	274.2	2:04.146
8	41.327	30.259	28.776	Pit In	259.5	2:21.354	19	39.772	29.043	28.185	25.116	281.4	2:02.116
9	Pit Out	30.378	28.809	25.657		1:22:59.572	20	<u>38.899</u>	<u>28.918</u>	<u>27.686</u>	<u>25.231</u>	277.0	<u>2:00.734</u>
10	40.132	29.108	28.428	25.525	279.8	2:03.193	21	40.886	30.557	29.981	Pit In	281.1	2:22.586
11	39.767	29.161	28.093	25.937	281.9	2:02.958	22						

609													
lap	Sect-1	Sect-2	Sect-3	Sect-4	TopSpeed	Laptime	lap	Sect-1	Sect-2	Sect-3	Sect-4	Topspeed	Laptime
1	Pit Out	38.027	35.611	31.071		2:47.819	10	46.591	36.369	33.788	30.070	235.5	2:26.818
2	51.787	38.336	34.602	30.373	223.4	2:35.098	11	46.885	34.301	33.604	Pit In	229.5	2:38.281







# Russia Championship Motoring Stage 3 Igora Drive

TrackDay

Laps and Sector Times - Half-Day

14 - 16 July 2023  
- 5183 mtr.

686													
lap	Sect-1	Sect-2	Sect-3	Sect-4	TopSpeed	Laptime	lap	Sect-1	Sect-2	Sect-3	Sect-4	Topspeed	Laptime
1	Pit Out	32.900	34.877	33.851		2: 37.811	7	Pit Out	33.001	34.999	33.451		1: 27: 10.368
2	45.623	32.139	33.981	33.930	169.6	2: 25.673	8	46.152	32.043	35.303	33.863	169.7	2: 27.361
3	45.217	31.801	33.932	33.433	169.3	2: 24.383	9	45.334	31.822	33.768	33.482	169.0	2: 24.406
4	44.506	31.696	33.815	33.284	169.2	<u>2: 23.301</u>	10	45.243	31.780	34.073	33.331	169.1	2: 24.427
5	<u>44.371</u>	33.650	34.655	33.241	<u>170.8</u>	2: 25.917	11	45.096	<u>31.623</u>	<u>33.747</u>	<u>33.226</u>	169.1	2: 23.692
6	44.551	33.884	35.026	Pit In	170.0	2: 39.972	12	46.846	36.516	37.013	Pit In	169.6	2: 49.324

686													
lap	Sect-1	Sect-2	Sect-3	Sect-4	TopSpeed	Laptime	lap	Sect-1	Sect-2	Sect-3	Sect-4	Topspeed	Laptime
1	Pit Out	42.506	43.508	39.683		3: 16.781	9	54.314	37.802	42.215	Pit In	165.1	3: 16.025
2	57.401	40.462	41.623	37.665	165.7	2: 57.151	10	Pit Out	44.643	41.445	37.683		1: 24: 10.108
3	54.071	39.605	42.380	Pit In	157.3	3: 26.682	11	51.976	37.773	39.045	38.444	161.6	2: 47.238
4	Pit Out	37.893	39.516	36.309		1: 32: 59.158	12	51.678	38.247	39.797	37.398	164.1	2: 47.120
5	53.077	37.734	42.704	38.696	<u>166.3</u>	2: 52.211	13	52.498	38.373	39.456	37.226	158.4	2: 47.553
6	52.003	38.345	40.647	37.569	150.5	2: 48.564	14	51.010	36.430	38.458	36.174	163.8	2: 42.072
7	53.837	38.474	39.269	37.264	158.7	2: 48.844	15	51.465	37.167	39.324	Pit In	164.8	3: 08.424
8	<u>50.825</u>	<u>36.220</u>	<u>38.266</u>	<u>36.306</u>	163.8	<u>2: 41.617</u>	16						


747													
lap	Sect-1	Sect-2	Sect-3	Sect-4	TopSpeed	Laptime	lap	Sect-1	Sect-2	Sect-3	Sect-4	Topspeed	Laptime
1	Pit Out	46.891	39.286	Pit In		3: 22.739	11	48.632	35.758	33.186	29.294	233.6	2: 26.870
2	Pit Out	35.928	35.233	33.829		6: 46.026	12	48.015	33.537	32.685	Pit In	224.2	2: 41.260
3	50.899	35.603	34.572	30.339	218.4	2: 31.413	13	Pit Out	34.798	33.908	29.524		1: 26: 21.771
4	49.212	35.218	34.436	30.096	247.7	2: 28.962	14	52.248	34.928	34.541	29.981	252.9	2: 31.698
5	49.039	35.303	34.861	29.503	<u>260.6</u>	2: 28.706	15	48.204	34.691	33.901	29.674	250.0	2: 26.470
6	50.667	35.001	34.205	Pit In	244.1	2: 41.586	16	47.555	33.837	33.708	28.988	226.3	2: 24.088
7	Pit Out	35.246	33.794	30.439		1: 23: 24.125	17	47.246	33.527	32.910	29.229	259.9	2: 22.912
8	48.390	34.669	32.963	29.889	242.7	2: 25.911	18	<u>45.867</u>	<u>33.269</u>	<u>32.179</u>	<u>28.695</u>	246.3	<u>2: 20.010</u>
9	48.322	34.402	33.206	29.095	232.7	2: 25.025	19	56.949	36.468	40.877	Pit In	252.7	3: 07.326
10	46.761	33.305	32.840	28.664	253.2	2: 21.570	20						

858													
lap	Sect-1	Sect-2	Sect-3	Sect-4	TopSpeed	Laptime	lap	Sect-1	Sect-2	Sect-3	Sect-4	Topspeed	Laptime
1	Pit Out	31.904	31.669	29.497		2: 35.523	7	43.930	<u>30.773</u>	31.359	28.384	239.0	2: 14.446
2	43.190	31.903	32.031	29.515	239.2	2: 16.639	8	<u>42.179</u>	31.155	31.997	28.886	238.9	<u>2: 14.217</u>
3	43.573	32.440	30.932	29.147	<u>240.8</u>	2: 16.092	9	43.633	32.957	31.880	29.017	238.3	2: 17.487
4	43.201	35.581	39.292	Pit In	235.7	2: 52.092	10	43.608	31.013	31.714	28.644	235.5	2: 14.979
5	Pit Out	32.295	31.489	28.928		1: 29: 38.190	11	42.262	31.248	<u>30.910</u>	<u>Pit In</u>	234.7	2: 34.359
6	42.746	31.290	31.249	29.077	239.0	2: 14.362	12						

886													
lap	Sect-1	Sect-2	Sect-3	Sect-4	TopSpeed	Laptime	lap	Sect-1	Sect-2	Sect-3	Sect-4	Topspeed	Laptime
1	Pit Out	40.076	36.027	31.091		2: 56.846	9	47.442	35.239	35.789	31.883	225.6	2: 30.353
2	55.926	37.109	36.723	32.302	<u>244.3</u>	2: 42.060	10	47.129	35.568	34.377	Pit In	219.0	2: 44.922
3	55.255	41.161	37.257	Pit In	154.7	3: 07.957	11	Pit Out	36.695	35.121	30.661		1: 23: 05.234
4	Pit Out	38.827	35.679	30.515		1: 33: 43.358	12	49.605	36.695	35.209	30.496	217.7	2: 32.005
5	48.085	36.054	35.504	30.320	221.1	2: 29.963	13	<u>46.371</u>	<u>34.333</u>	34.856	29.832	239.0	<u>2: 25.392</u>
6	47.035	36.586	36.376	31.741	233.5	2: 31.738	14	46.416	34.400	<u>33.868</u>	<u>30.875</u>	238.3	2: 25.559
7	46.434	35.366	35.353	29.824	243.7	2: 26.977	15	46.832	37.756	33.911	30.347	236.8	2: 28.846
8	46.441	34.914	36.605	29.861	240.4	2: 27.821	16	51.683	36.071	37.410	Pit In	236.2	2: 59.301

888													
lap	Sect-1	Sect-2	Sect-3	Sect-4	TopSpeed	Laptime	lap	Sect-1	Sect-2	Sect-3	Sect-4	Topspeed	Laptime
1	Pit Out	33.653	31.646	27.040		2: 25.417	7	42.651	31.243	30.012	26.541	248.7	2: 10.447
2	44.914	33.174	31.690	26.657	234.6	2: 16.435	8	43.357	31.794	29.993	27.066	268.1	2: 12.210
3	43.698	32.077	30.492	27.393	262.9	2: 13.660	9	<u>42.350</u>	31.300	30.837	27.923	<u>275.2</u>	2: 12.410
4	44.079	34.357	34.737	27.291	216.3	2: 20.464	10	42.806	31.445	<u>29.559</u>	<u>26.384</u>	270.0	<u>2: 10.194</u>
5	45.764	33.679	33.456	Pit In	250.8	2: 37.380	11	42.925	<u>31.104</u>	29.862	26.812	227.3	2: 10.703
6	Pit Out	32.371	31.692	26.594		1: 28: 41.299	12	46.659	31.955	30.664	Pit In	229.2	2: 34.647

909													
lap	Sect-1	Sect-2	Sect-3	Sect-4	TopSpeed	Laptime	lap	Sect-1	Sect-2	Sect-3	Sect-4	Topspeed	Laptime
1	Pit Out	38.340	39.245	38.286		3: 06.882	9	50.615	36.077	38.256	Pit In	156.1	3: 03.705
2	52.317	36.255	38.131	40.369	162.6	2: 47.072	10	Pit Out	38.221	38.706	37.480		1: 24: 36.944



## Russia Championship Motoring Stage 3 Igora Drive

TrackDay

14 - 16 July 2023

Laps and Sector Times - Half-Day

- 5183 mtr.

3	58.635	41.838	44.197	Pit In	111.8	3:28.725	11	50.543	36.053	37.928	37.660	158.8	2:42.184
4	Pit Out	38.814	40.545	38.650		1:31:21.174	12	50.026	35.931	38.126	39.041	162.0	2:43.124
5	1:03.813	37.043	38.363	36.996	163.3	2:56.215	13	50.982	<u>35.399</u>	38.254	37.297	163.0	2:41.932
6	50.184	40.605	39.583	37.064	161.9	2:47.436	14	49.792	36.741	37.636	37.013	160.0	2:41.182
7	50.039	36.354	37.605	36.659	161.1	2:40.657	15	51.251	36.457	37.900	Pit In	160.9	3:03.701
8	<u>49.566</u>	35.787	<u>37.583</u>	<u>37.576</u>	<u>164.5</u>	<u>2:40.512</u>	16						

922													
Lap	Sect-1	Sect-2	Sect-3	Sect-4	TopSpeed	Laptime	Lap	Sect-1	Sect-2	Sect-3	Sect-4	Topspeed	Laptime
1	Pit Out	34.599	36.575	31.457		2:50.109	10	44.622	31.513	31.504	29.260	<u>243.1</u>	2:16.899
2	50.144	33.133	33.108	29.454	235.7	2:25.839	11	54.019	32.324	40.091	Pit In	240.8	3:04.450
3	58.758	32.836	32.368	32.816	165.8	2:36.778	12	Pit Out	33.054	33.482	30.019		2:05:36.188
4	1:02.914	46.398	41.620	Pit In	142.8	3:33.192	13	43.893	32.473	31.567	29.184	242.1	2:17.117
5	Pit Out	35.644	32.957	31.133		1:30:48.443	14	43.868	31.905	31.729	29.163	242.1	2:16.665
6	44.854	33.954	31.603	29.053	235.9	2:19.464	15	43.818	31.906	<u>30.992</u>	<u>28.972</u>	241.5	2:15.688
7	43.234	<u>31.476</u>	34.449	30.107	239.6	2:19.266	16	<u>43.196</u>	32.087	31.154	29.090	240.8	<u>2:15.527</u>
8	43.567	32.189	33.046	29.100	235.9	2:17.902	17	43.932	31.799	31.899	Pit In	239.6	2:41.984
9	44.580	32.054	32.927	29.413	232.9	2:18.974	18						

996													
Lap	Sect-1	Sect-2	Sect-3	Sect-4	TopSpeed	Laptime	Lap	Sect-1	Sect-2	Sect-3	Sect-4	Topspeed	Laptime
1	Pit Out	34.958	35.698	Pit In		3:01.434	11	48.808	34.083	34.290	29.789	208.8	2:26.970
2	Pit Out	35.632	34.945	30.609		7:09.976	12	45.961	32.702	33.572	29.806	228.5	2:22.041
3	47.046	34.132	34.945	30.249	233.8	2:26.372	13	45.922	32.870	33.164	28.627	213.1	2:20.583
4	46.520	33.821	35.373	29.410	229.0	2:25.124	14	46.118	33.699	33.482	Pit In	251.5	2:42.094
5	45.640	32.867	33.615	29.225	230.6	2:21.347	15	Pit Out	34.096	34.347	29.425		1:24:20.664
6	45.979	34.834	34.112	29.683	<u>255.5</u>	2:24.608	16	45.330	33.523	34.275	29.797	230.2	2:22.925
7	47.040	34.712	34.470	Pit In	235.1	2:45.467	17	45.196	<u>32.577</u>	<u>33.005</u>	<u>28.367</u>	218.5	<u>2:19.145</u>
8	Pit Out	33.276	34.271	29.701		1:22:42.640	18	<u>44.885</u>	32.713	33.288	28.396	248.7	2:19.282
9	46.707	33.101	34.111	29.903	213.8	2:23.822	19	45.441	40.272	35.678	29.679	237.9	2:31.070
10	46.164	33.179	33.477	29.622	226.1	2:22.442	20	47.134	34.645	36.356	Pit In	219.5	2:44.008