



## RHHCC 2023 Igora Drive

RHHCC  
Laps and Sector Times - All Day Heats

13 August 2023  
Igora Drive - 5183 mtr.

3										Renault Megane RS III									
lap	Sect-1	Speed	Sect-2	Speed	Sect-3	Speed	TopSpeed	laptime	pit	lap	Sect-1	Speed	Sect-2	Speed	Sect-3	Speed	Topspeed	laptime	pit
1	Pit Out		46.895		45.615			2:45.422		12	1:16.733		1:13.621		55.117		124.4	3:25.471	
2	50.693		<u>41.935</u>		43.382		205.4	2:16.010		13	50.304		42.206		<u>43.068</u>		203.8	<u>2:15.578</u>	
3	54.183		50.185		43.881		204.5	2:28.249		14	18:53.535		46.842		46.727		202.3	1:20:27.104	
4	50.158		42.161		43.550		205.4	2:15.869 D		15	51.369		43.623		53.142		203.4	2:28.134	
5	1:02.708		1:07.443		Pit In		203.7	3:27.910		16	1:06.545		53.502		45.159		140.4	2:45.206	
6	Pit Out		52.209		46.865			1:03:45.192		17	50.583		52.751		1:03.913		203.0	2:47.247 D	
7	59.954		47.038		44.098		205.2	2:31.090		18	1:05.865		1:10.491		Pit In		101.7	3:57.039	
8	50.703		48.163		45.595		204.8	2:24.461		19	Pit Out		45.575		46.471			1:05:05.325	
9	<u>50.114</u>		41.941		43.269		204.5	2:15.324 D		20	50.740		48.706		46.116		204.2	2:25.562	
10	54:18.924		44.614		47.557		204.7	1:55:51.095		21	50.702		42.191		51.042		205.4	2:23.935	
11	51.161		58.113		1:19.070		<u>206.1</u>	3:08.344		22	1:40.544		1:19.245		Pit In		116.6	4:27.108	

5										5									
lap	Sect-1	Speed	Sect-2	Speed	Sect-3	Speed	TopSpeed	laptime	pit	lap	Sect-1	Speed	Sect-2	Speed	Sect-3	Speed	Topspeed	laptime	pit
1	Pit Out		54.742		50.102			2:56.459		13	Pit Out		45.754		47.896			1:16:36.655	
2	53.361		44.897		<u>45.933</u>		181.9	2:24.191 D		14	53.242		45.596		49.972		182.0	2:28.810	
3	53.475		45.492		51.471		183.9	2:30.438		15	53.290		1:02.317		51.339		183.0	2:46.946	
4	58.040		48.654		46.718		147.5	2:33.412		16	52.976		44.692		46.756		182.0	2:24.424 D	
5	53.251		45.108		46.071		182.6	2:24.430		17	53.486		44.866		47.551		180.3	2:25.903	
6	1:03.936		53.487		Pit In		182.7	3:03.148		18	1:07.804		57.661		Pit In		179.7	3:17.320	
7	Pit Out		49.959		49.925			1:50:04.679		19	Pit Out		46.976		47.802			1:03:40.899	
8	53.147		44.776		46.210		<u>184.0</u>	<u>2:24.133</u>		20	53.278		<u>44.546</u>		46.601		180.5	2:24.425	
9	53.171		44.746		46.407		183.2	2:24.324		21	53.139		44.740		46.357		<u>184.0</u>	2:24.236	
10	53.190		44.799		46.771		183.3	2:24.760		22	53.141		44.930		46.420		181.5	2:24.491	
11	<u>52.970</u>		44.999		47.133		180.6	2:25.102		23	1:06.543		55.265		Pit In		181.2	3:17.373	
12	1:05.937		57.257		Pit In		180.9	3:12.691		24									

7										Subaru Impreza WRX STi GD									
lap	Sect-1	Speed	Sect-2	Speed	Sect-3	Speed	TopSpeed	laptime	pit	lap	Sect-1	Speed	Sect-2	Speed	Sect-3	Speed	Topspeed	laptime	pit
1	Pit Out		1:20.101		1:00.501			3:41.085		11	Pit Out		1:00.533		1:01.109			1:01:24.004	
2	52.437		42.395		<u>42.127</u>		213.5	2:16.959		12	<u>49.887</u>		41.450		42.312		215.1	<u>2:13.649</u>	
3	55.250		49.370		48.875		215.1	2:33.495		13	1:00.101		1:04.117		1:01.244		<u>217.9</u>	3:05.462	
4	50.249		41.319		42.595		217.4	2:14.163		14	50.131		<u>41.263</u>		42.491		216.8	2:13.885	
5	09:02.232		1:06.403		54.876		216.3	3:11:03.511		15	56.994		1:00.522		Pit In		216.8	3:11.641	
6	50.402		41.294		42.452		214.3	2:14.148		16	Pit Out		55.206		49.816			1:24:28.414	
7	53.798		59.263		1:00.061		216.3	2:53.122		17	50.239		41.691		42.596		214.6	2:14.526 D	
8	57.827		47.988		50.100		216.9	2:35.915		18	55.213		49.312		46.544		217.1	2:31.069	
9	50.028		42.038		42.522		217.3	2:14.588		19	50.188		41.651		43.209		216.6	2:15.048	
10	56.986		50.838		Pit In		216.0	2:58.046		20	54.769		54.853		Pit In		215.8	3:02.300	

7										Subaru Impreza WRX STi GD									
lap	Sect-1	Speed	Sect-2	Speed	Sect-3	Speed	TopSpeed	laptime	pit	lap	Sect-1	Speed	Sect-2	Speed	Sect-3	Speed	Topspeed	laptime	pit
1	Pit Out		57.708		51.565			3:03.654		12	50.480		41.903		42.540		217.4	2:14.923 D	
2	51.843		43.357		43.192		214.3	2:18.392		13	59.692		1:00.937		49.519		215.8	2:50.148	
3	1:09.397		1:00.249		47.670		215.1	2:57.316		14	05:46.691		1:02.556		47.173		215.8	1:07:36.420	
4	50.683		42.174		43.889		215.8	2:16.746		15	50.723		41.955		<u>42.521</u>		215.4	2:15.199	
5	1:02.728		59.134		49.304		214.6	2:51.166		16	1:02.798		1:00.899		45.357		214.6	2:49.054	
6	58.627		52.026		Pit In		152.4	6:48.673		17	50.570		41.634		42.751		217.1	<u>2:14.955</u>	
7	Pit Out		1:08.269		58.662			20:10.690		18	1:14.894		1:01.746		Pit In		214.0	3:34.345	
8	53.261		52.036		46.436		214.8	2:31.733		19	Pit Out		52.172		50.419			3:32:02.252	
9	<u>50.151</u>		59.042		48.463		218.2	2:37.656		20	53.168		49.546		43.566		215.1	2:26.280	
10	50.895		47.017		50.895		<u>219.0</u>	2:52.294		21	50.504		<u>41.286</u>		42.614		215.7	2:14.404 D	
11	Pit Out		51.221		43.691			1:19:31.209		22	1:09.894		1:08.119		52.378		217.6	3:10.391	

9										Mitsubishi Lancer Evolution X									
lap	Sect-1	Speed	Sect-2	Speed	Sect-3	Speed	TopSpeed	laptime	pit	lap	Sect-1	Speed	Sect-2	Speed	Sect-3	Speed	Topspeed	laptime	pit
1	Pit Out		1:21.576		1:12.537			3:50.695		14	1:05.507		59.122		57.867		217.9	3:02.496	
2	51.106		44.337		43.239		216.8	2:18.682		15	50.949		42.168		42.774		215.2	2:15.891	
3	1:05.226		1:09.872		53.206		216.0	3:08.304		16	1:06.054		59.851		58.695		216.3	3:04.600	
4	51.933		43.063		42.834		217.3	2:17.830		17	01:29.858		1:00.869		49.769		118.5	1:03:20.496	
5	1:05.607		1:07.921		1:06.781		217.3	3:20.309		18	50.875		42.402		<u>42.544</u>		218.2	2:15.821	
6	1:12.967		1:02.765		Pit In		115.0	10:11.131		19	1:08.104		1:02.865		52.668		216.9	3:03.637	
7	Pit Out		1:03.095		54.309			52:33.949		20	50.553		41.893		42.657		218.5	<u>2:15.103</u>	
8	50.600		41.798		42.743		218.5	2:15.141		21	1:04.366		1:01.878		1:00.643		217.3	3:06.887	
9	59.745		58.174		47.382		217.9	2:45.301		22	23:19.291		1:01.531		47.105		117.2	1:25:07.927	



## RHHCC 2023 Igora Drive

RHHCC

13 August 2023

Laps and Sector Times - All Day Heats

Igora Drive - 5183 mtr.

10	50.849	<u>41.763</u>	42.806	<u>219.3</u>	2:15.418	23	50.702	42.749	42.583	217.3	2:16.034
11	1:14.661	1:10.050	Pit In	217.1	3:54.620	24	1:02.700	56.294	49.061	215.4	2:48.055
12	Pit Out	1:03.125	50.174		1:52:33.023	25	<u>50.537</u>	42.227	42.918	216.3	2:15.682
13	50.741	41.945	42.984	<u>219.3</u>	2:15.670	26	1:07.322	1:01.095	Pit In	216.0	3:35.520

12										BMW Z4									
lap	Sect-1	Speed	Sect-2	Speed	Sect-3	Speed	TopSpeed	laptime	pit	lap	Sect-1	Speed	Sect-2	Speed	Sect-3	Speed	Topspeed	laptime	pit
1	Pit Out		51.601		53.929			2:58.395		14	52.864		44.120		45.469		190.9	2:22.453	
2	52.148		<u>42.995</u>		<u>44.246</u>		199.4	<u>2:19.389</u>		15	52.591		44.068		44.974		190.0	2:21.633	
3	1:01.069		44.455		45.131		200.8	2:30.655		16	1:05.229		56.224		Pit In		189.7	3:13.542	
4	<u>51.586</u>		43.128		44.279		<u>201.5</u>	2:18.993 D		17	Pit Out		44.922		48.061			1:16:31.268	
5	52.688		43.543		44.373		199.6	2:20.604		18	52.078		43.492		44.824		193.8	2:20.394	
6	03:09.142		52.982		50.256		199.9	1:04:52.380		19	52.526		44.174		44.887		193.1	2:21.587 D	
7	52.131		43.280		44.897		198.2	2:20.308		20	52.670		47.010		51.051		192.7	2:30.731	
8	53.195		43.452		45.072		182.2	2:21.719		21	1:01.631		52.962		Pit In		164.2	3:05.443	
9	52.448		43.697		44.971		194.1	2:21.116		22	Pit Out		56.601		45.959			1:07:02.211	
10	52.773		43.497		44.957		194.6	2:21.227		23	52.288		43.513		44.948		194.1	2:20.749	
11	52:01.255		47.287		46.879		195.5	1:53:35.421		24	53.035		43.927		45.165		191.7	2:22.127	
12	57.635		43.783		44.971		193.6	2:26.389 D		25	52.657		44.408		45.250		191.2	2:22.315	
13	52.102		43.781		45.090		192.3	2:20.973		26	1:08.233		58.494		Pit In		192.7	3:22.427	

19										Subaru Impreza Sti									
lap	Sect-1	Speed	Sect-2	Speed	Sect-3	Speed	TopSpeed	laptime	pit	lap	Sect-1	Speed	Sect-2	Speed	Sect-3	Speed	Topspeed	laptime	pit
1	Pit Out		1:15.432		51.982			3:28.632		12	51.404		43.459		44.854		221.3	2:19.717	
2	51.071		42.860		44.262		219.6	2:18.193		13	1:07.730		57.908		Pit In		220.8	3:12.157	
3	1:00.864		52.301		47.254		220.4	2:40.419		14	Pit Out		59.459		1:10.392			1:03:34.750	
4	<u>50.167</u>		42.767		<u>42.684</u>		221.6	2:15.618 D		15	50.988		45.707		49.557		220.1	2:26.252 D	
5	50.739		1:00.568		Pit In		221.9	3:04.304		16	51.133		42.807		43.308		220.4	2:17.248	
6	Pit Out		1:03.090		53.014			1:04:10.220		17	1:03.387		52.181		46.735		220.0	2:42.303	
7	50.892		43.226		42.987		214.5	<u>2:17.105</u>		18	51.331		42.740		43.417		220.8	2:17.488	
8	1:03.202		57.967		46.746		221.6	2:47.915		19	1:14.860		1:11.629		Pit In		219.3	3:52.914	
9	56:59.818		1:29.322		1:04.629		<u>223.4</u>	1:59:33.769		20	Pit Out		1:15.812		54.332			1:21:29.949	
10	50.550		43.574		43.872		220.3	2:17.996		21	50.915		<u>42.701</u>		43.553		219.2	2:17.169	
11	57.958		53.003		53.152		220.4	2:44.113		22	1:00.282		1:01.988		Pit In		219.8	3:07.822	

21										Porsche Boxster S									
lap	Sect-1	Speed	Sect-2	Speed	Sect-3	Speed	TopSpeed	laptime	pit	lap	Sect-1	Speed	Sect-2	Speed	Sect-3	Speed	Topspeed	laptime	pit
1	Pit Out		53.939		56.224			3:05.093		12	Pit Out		52.131		48.307			1:00:05.185	
2	55.844		51.535		47.382		<u>213.8</u>	2:34.761		13	54.977		44.752		46.279		211.9	2:26.008	
3	55.166		44.838		46.284		211.1	2:26.288		14					50.172		208.8	2:52.557	
4	1:04.680		59.399		50.485		208.4	2:54.564		15	59.222		55.244		59.975		210.7	2:54.441	
5	55.975		45.202		46.805		210.0	2:27.982		16	1:16.394		1:05.426		Pit In		143.0	3:37.638	
6	51:29.474		52.471		49.459		208.8	1:53:11.404		17	Pit Out		1:03.211		51.326			1:17:32.353	
7	58.246		51.398		47.496		211.7	2:37.140		18	1:00.478		50.405		48.024		211.9	2:38.907	
8	<u>54.913</u>		<u>44.752</u>		46.259		210.3	2:25.924		19	56.762		45.673		Pit In		210.7	3:02.195	
9	1:00.646		59.710		52.180		207.3	2:52.536		20	Pit Out		52.488		50.740			1:07:55.784	
10	56.660		51.144		49.544		211.6	2:37.348		21	54.976		45.046		<u>45.667</u>		211.9	<u>2:25.689</u>	
11	1:09.375		1:02.560		Pit In		148.0	3:26.396		22	55.481		1:00.237		Pit In		207.9	3:26.299	

23										Subaru Impreza WRX STi									
lap	Sect-1	Speed	Sect-2	Speed	Sect-3	Speed	TopSpeed	laptime	pit	lap	Sect-1	Speed	Sect-2	Speed	Sect-3	Speed	Topspeed	laptime	pit
1	Pit Out				46.965			20:40.587		14	<u>49.496</u>		41.744		41.980		226.4	2:13.220 D	
2	51.377		41.842		42.348		221.9	2:15.567 D		15	1:04.996		52.840		Pit In		226.6	3:09.068	
3	59.965		56.297		49.845		223.9	2:46.107		16	Pit Out		1:02.551		1:02.035			1:03:24.228	
4	50.215		41.561		41.996		222.6	2:13.772		17	49.609		43.869		43.177		226.3	2:16.655 D	
5	57.308		54.504		Pit In		223.7	3:04.595		18	1:07.532		1:00.945		46.140		222.7	2:54.617	
6	Pit Out		1:04.044		50.520			1:04:21.660		19	49.896		41.556		42.684		225.6	2:14.136 D	
7	50.533		41.534		42.387		223.6	2:14.454		20	1:07.214		54.669		Pit In		223.6	3:11.130	
8	1:04.340		59.085		48.621		224.6	2:52.046		21	Pit Out		56.927		48.245			1:24:10.555	
9	49.899		41.756		42.082		223.7	2:13.737		22	49.963		41.757		<u>41.625</u>		224.4	2:13.345 D	
10	1:08.293		1:06.453		Pit In		223.9	3:33.054		23	58.762		59.364		48.141		225.2	2:46.267	
11	Pit Out		1:03.091		1:09.372			1:53:32.919		24	49.795		41.523		41.676		224.6	2:12.994	
12	49.957		<u>41.155</u>		41.770		225.6	<u>2:12.882</u>		25	1:02.870		1:08.997		Pit In		224.7	3:29.124	
13	1:03.064		1:08.774		1:02.451		<u>228.3</u>	3:14.289		26									



## RHHCC 2023 Igora Drive

RHHCC  
Laps and Sector Times - All Day Heats

13 August 2023  
Igora Drive - 5183 mtr.


28								Hyundai i30n											
lap	Sect-1	Speed	Sect-2	Speed	Sect-3	Speed	TopSpeed	laptime	pit	lap	Sect-1	Speed	Sect-2	Speed	Sect-3	Speed	Topspeed	laptime	pit
1	Pit Out		53.755		1:03.986			3:14.874		3	<u>56.591</u>		<u>45.688</u>		<u>48.080</u>		199.9	<u>2:30.359</u>	
2	1:07.107		48.122		1:20.144		118.7	3:15.373		4									

29								Honda Civic											
lap	Sect-1	Speed	Sect-2	Speed	Sect-3	Speed	TopSpeed	laptime	pit	lap	Sect-1	Speed	Sect-2	Speed	Sect-3	Speed	Topspeed	laptime	pit
1	Pit Out		1:12.153		59.296			3:43.112		15	57.100		1:02.179		51.012		165.6	2:50.291	
2	59.638		50.955		51.753		161.9	2:42.346		16	55.670		47.372		48.545		165.2	2:31.587	
3	59.046		49.142		49.941		162.8	2:38.129		17	1:05.750		1:01.240		Pit In		165.6	3:26.039	
4	57.126		48.216		49.986		163.4	2:35.328		18	Pit Out		1:06.153		1:03.054			58:54.513	
5	55.920		47.849		49.559		164.1	2:33.328		19	55.183		47.477		50.000		168.1	2:32.660	
6	01:09.680		56.916		54.666		163.8	1:03:01.262		20	55.226		46.986		48.571		<u>169.0</u>	2:30.783	
7	56.414		47.330		48.829		164.5	2:32.573		21	55.151		47.211		48.532		167.9	2:30.894	
8	<u>54.949</u>		47.047		<u>48.493</u>		165.9	<u>2:30.489</u>		22	55.272		47.595		48.858		167.8	2:31.725	D
9	55.229		47.481		48.984		165.6	2:31.694		23	1:00.136		1:00.807		Pit In		167.5	3:19.644	
10	54.991		<u>46.943</u>		48.611		165.6	2:30.545		24	Pit Out		50.733		54.151			1:16:21.079	
11	1:00.685		1:02.836		Pit In		166.4	3:31.130		25	58.119		1:03.459		53.770		166.4	2:55.348	
12	Pit Out		1:06.983		57.155			1:50:42.523		26	56.495		47.497		49.313		165.2	2:33.305	
13	55.809		47.907		49.739		165.1	2:33.455		27	56.105		47.557		49.084		165.0	2:32.746	
14	55.581		1:06.006		1:04.451		166.2	3:06.038		28	1:08.704		1:08.347		Pit In		167.6	3:38.532	

30								BMW M3											
lap	Sect-1	Speed	Sect-2	Speed	Sect-3	Speed	TopSpeed	laptime	pit	lap	Sect-1	Speed	Sect-2	Speed	Sect-3	Speed	Topspeed	laptime	pit
1	Pit Out		1:04.239		51.700			3:21.170		14	52.065		43.628		43.132		240.2	2:18.825	
2	53.025		47.494		42.739		228.3	2:23.258		15	1:10.912		1:06.240		Pit In		238.1	3:32.303	
3	52.122		43.840		42.886		239.2	2:18.848		16	Pit Out		55.355		45.436			1:15:57.712	
4	53.482		1:00.293		Pit In		239.2	3:15.620		17	52.112		43.074		42.264		238.7	2:17.450	
5	Pit Out		52.996		44.915			1:55:28.142		18	51.911		43.283		42.528		237.9	2:17.722	D
6	51.919		43.330		42.454		<u>241.2</u>	2:17.703		19	1:07.797		1:02.288		48.145		237.9	2:58.230	
7	51.350		44.813		42.540		239.6	2:18.703		20	51.740		43.150		42.884		239.4	2:17.774	
8	51.499		<u>42.950</u>		42.257		239.2	<u>2:16.706</u>		21	1:07.578		59.700		Pit In		237.0	3:32.117	
9	1:05.040		1:06.005		Pit In		238.9	3:33.456		22	Pit Out		1:01.085		53.350			1:00:53.801	
10	Pit Out		50.278		45.913			1:03:15.808		23	51.742		43.418		42.519		240.0	2:17.679	D
11	51.532		43.131		<u>42.177</u>		239.2	2:16.840		24	51.595		43.126		42.463		238.7	2:17.184	
12	1:07.171		52.614		45.235		239.0	2:45.020		25	1:10.297		1:07.980		Pit In		237.7	3:34.287	
13	<u>51.180</u>		43.337		42.473		237.3	2:16.990		26									

31								mazda											
lap	Sect-1	Speed	Sect-2	Speed	Sect-3	Speed	TopSpeed	laptime	pit	lap	Sect-1	Speed	Sect-2	Speed	Sect-3	Speed	Topspeed	laptime	pit
1	Pit Out		51.824		57.202			2:59.662		15	53.537		44.877		53.020		182.3	2:31.434	
2	53.533		44.357		46.287		183.5	2:24.177	D	16	53.729		45.322		47.467		176.3	2:26.518	D
3	52.932		44.215		46.803		182.9	2:23.950	D	17	1:02.342		57.503		Pit In		146.4	3:12.008	
4	52.986		44.523		46.785		182.6	2:24.294	D	18	Pit Out		50.016		47.957			1:16:26.012	
5	53.057		44.740		46.584		181.1	2:24.381	D	19	54.309		47.897		Pit In		<u>184.6</u>	2:47.138	
6	03:05.346		55.470		49.582		181.4	1:04:50.398		20	Pit Out		46.024		52.501		3:26.309		
7	54.613		45.354		46.451		183.5	2:26.418		21	54.091		45.413		50.107		183.7	2:29.611	
8	53.016		44.440		46.507		183.3	2:23.963	D	22	54.726		45.493		58.684		182.7	2:38.903	D
9	54.974		45.791		47.862		182.9	2:28.627		23	1:09.480		57.111		Pit In		140.1	3:17.716	
10	52.934		<u>44.185</u>		46.732		182.5	2:23.851	D	24	Pit Out		56.052		54.444			1:02:39.691	
11	57.488		55.309		Pit In		183.2	3:00.135		25	53.722		44.718		47.388		184.2	<u>2:25.828</u>	
12	Pit Out		49.064		50.822			1:50:14.080		26	54.923		45.610		48.036		183.1	2:28.569	
13	<u>52.517</u>		44.425		<u>46.224</u>		184.2	2:23.166	D	27	54.268		45.312		54.341		183.3	2:33.921	
14	53.320		45.217		46.726		184.1	2:25.263	D	28	1:09.184		56.776		Pit In		157.7	3:14.079	

32																			
lap	Sect-1	Speed	Sect-2	Speed	Sect-3	Speed	TopSpeed	laptime	pit	lap	Sect-1	Speed	Sect-2	Speed	Sect-3	Speed	Topspeed	laptime	pit
1	Pit Out		1:03.976		59.257			3:24.356		12	Pit Out		53.408		51.510			1:48:41.314	
2	59.942		50.431		52.091		167.1	2:42.464		13	55.501		46.245		47.566		187.2	2:29.312	
3	58.638		48.695		49.715		187.4	2:37.048		14	1:00.490		1:15.786		57.266		188.1	3:13.542	
4	57.715		50.398		49.527		174.5	2:37.640		15	55.482		46.052		48.104		185.8	2:29.638	
5	56.105		47.130		48.266		183.2	2:31.501	D	16	1:23.191		1:12.594		1:09.916		186.1	3:45.701	
6	01:15.757		56.583		54.696		187.1	1:03:07.036		17	1:06.699		57.426		Pit In		114.9	3:19.856	
7	55.533		46.614		48.027		186.8	2:30.174		18	Pit Out		1:04.758		58.336			58:32.763	
8	1:09.495		1:12.328		55.393		187.3	3:17.216		19	55.429		46.239		47.426		<u>188.8</u>	2:29.094	
9	1:03.341		1:05.722		54.053		186.5	3:03.116		20	1:13.355		1:12.747		57.080		187.8	3:23.182	
10	55.150		46.906		47.731		187.5	2:29.787		21	<u>54.849</u>		<u>45.697</u>		<u>46.949</u>		187.5	<u>2:27.495</u>	



## RHHCC 2023 Igora Drive

RHHCC  
Laps and Sector Times - All Day Heats

13 August 2023  
Igora Drive - 5183 mtr.


11	1:18.964	1:16.450	Pit In	186.3	4:00.558	22			
----	----------	----------	--------	-------	----------	----	--	--	--

33										VW Scirocco									
lap	Sect-1	Speed	Sect-2	Speed	Sect-3	Speed	TopSpeed	laptime	pit	lap	Sect-1	Speed	Sect-2	Speed	Sect-3	Speed	Topspeed	laptime	pit
1	Pit Out		55.042		51.130			3:02.795		11	1:12.316		54.656		48.803		190.4	2:55.775	
2	58.098		48.205		48.299		190.4	2:34.602		12	56.637		48.095		48.476		193.6	2:33.208	
3	56.461		47.748		47.643		188.7	2:31.852	D	13	55.607		47.460		<u>47.157</u>		192.8	2:30.224	
4	1:24.952		1:03.263		58.226		189.8	3:26.441		14	55.722		<u>47.127</u>		47.296		194.6	<u>2:30.145</u>	
5	04:08.530		53.585		Pit In		134.8	1:06:19.905		15	1:00.698		56.814		Pit In		194.2	3:11.045	
6	Pit Out		53.279		48.855			2:02:43.506		16	Pit Out		51.352		50.875			1:02:37.891	
7	56.485		52.602		1:00.986		196.7	2:50.073		17	55.907		48.437		47.271		187.3	2:31.615	
8	55.577		48.999		52.062		<u>197.1</u>	2:36.638		18	1:07.133		1:10.303		51.179		196.9	3:08.615	
9	1:04.804		1:12.824		Pit In		195.3	3:29.506		19	<u>55.383</u>		49.537		Pit In		196.2	3:07.127	
10	Pit Out		1:05.921		55.930			1:20:57.526		20									

33										AUDI TT Blond									
lap	Sect-1	Speed	Sect-2	Speed	Sect-3	Speed	TopSpeed	laptime	pit	lap	Sect-1	Speed	Sect-2	Speed	Sect-3	Speed	Topspeed	laptime	pit
1	Pit Out		55.625		51.876			3:14.603		14	54.790		47.467		47.476		197.5	2:29.733	
2	57.505		47.890		48.894		187.1	2:34.289		15	54.508		<u>44.328</u>		46.391		196.0	2:25.227	
3	57.559		47.555		48.909		189.8	2:34.023		16	54.216		44.573		<u>46.129</u>		197.9	2:24.918	
4	56.073		46.826		47.815		191.5	2:30.714		17	00:45.824		46.621		46.788		197.1	1:02:19.233	
5	1:25.151		55.746		48.294		190.9	3:09.191		18	<u>53.647</u>		44.697		46.314		197.5	<u>2:24.658</u>	
6	01:38.148		1:00.162		52.164		161.3	1:03:30.474		19	53.652		44.596		46.883		197.5	2:25.131	
7	1:41.311		47.095		48.085		194.0	3:16.491		20	53.947		44.439		46.487		197.1	2:24.873	
8	54.750		45.598		47.293		191.4	2:27.641		21	53.678		44.732		46.460		198.7	2:24.870	
9	55.763		45.793		47.621		193.1	2:29.177		22	1:13.927		18:27.459		47.126		<u>199.5</u>	1:20:28.512	
10	54.483		45.334		46.773		191.4	2:26.590		23	55.103		44.567		47.023		195.1	2:26.693	
11	1:14.476		1:13.654		Pit In		191.8	3:52.814		24	54.343		44.566		47.233		194.3	2:26.142	
12	Pit Out		57.447		47.357			1:49:47.556		25	55.252		44.551		46.694		195.2	2:26.497	
13	54.647		44.479		47.077		198.8	2:26.203		26	1:10.677		1:06.895		Pit In		195.3	3:39.124	

37										Toyota Corolla Levin (AE101)									
lap	Sect-1	Speed	Sect-2	Speed	Sect-3	Speed	TopSpeed	laptime	pit	lap	Sect-1	Speed	Sect-2	Speed	Sect-3	Speed	Topspeed	laptime	pit
1	Pit Out		57.019		55.461			3:20.192		15	56.186		46.161		49.282		176.3	2:31.629	
2	1:01.100		49.986		50.480		170.2	2:41.566		16	58.806		59.446		Pit In		174.5	3:08.021	
3	56.954		47.107		49.012		172.1	2:33.073		17	Pit Out		54.659		57.326			1:05:23.626	
4	56.541		46.930		48.877		173.3	2:32.348		18	55.304		46.628		47.927		173.8	2:29.859	
5	55.838		46.618		<u>47.842</u>		173.8	2:30.298		19	55.328		46.366		48.768		<u>177.1</u>	2:30.462	D
6	1:08.886		1:05.263		Pit In		174.7	3:35.497		20	55.017		46.364		48.553		175.3	2:29.934	
7	Pit Out		54.547		54.006		59:52.508			21	54.883		<u>46.049</u>		48.254		174.3	2:29.186	
8	56.466		48.101		48.201		174.8	2:32.768		22	56.037		1:08.058		Pit In		174.5	3:12.585	
9	56.430		46.550		48.806		173.6	2:31.786		23	Pit Out		50.595		51.026			1:16:39.237	
10	54.760		46.063		48.269		175.3	<u>2:29.092</u>		24	1:03.800		47.734		49.168		170.6	2:40.702	
11	54.814		46.473		47.847		175.3	2:29.134		25	<u>54.702</u>		46.109		48.485		173.2	2:29.296	
12	1:05.208		1:05.050		Pit In		174.8	3:38.169		26	54.907		46.390		48.514		173.4	2:29.811	
13	Pit Out		51.651		51.733			1:50:05.598		27	1:02.508		1:04.816		Pit In		174.2	3:12.615	
14	55.771		46.656		48.143		176.0	2:30.570		28									

40										Renault MEGANE RS									
lap	Sect-1	Speed	Sect-2	Speed	Sect-3	Speed	TopSpeed	laptime	pit	lap	Sect-1	Speed	Sect-2	Speed	Sect-3	Speed	Topspeed	laptime	pit
1	Pit Out		48.354		46.675			2:42.192		14	51.851		42.993		49.970		203.3	2:24.814	
2	51.477		<u>42.614</u>		43.760		204.0	<u>2:17.851</u>		15	1:07.844		55.261		Pit In		134.5	3:08.684	
3	<u>51.244</u>		42.764		<u>43.581</u>		204.7	2:17.589	D	16	Pit Out		43.927		44.327			1:16:43.771	
4	1:01.087		45.519		45.503		205.9	2:32.109		17	51.608		44.995		44.892		203.3	2:21.495	
5	51.805		48.746		Pit In		203.8	2:46.270		18	51.825		42.810		1:02.894		202.7	2:37.529	
6	Pit Out		45.492		44.050			1:04:48.804		19	56.685		48.326		44.832		125.6	2:29.843	
7	51.549		42.970		44.346		<u>207.2</u>	2:18.865		20	52.054		42.824		44.367		205.4	2:19.245	
8	51.960		42.746		43.697		206.6	2:18.403		21	1:02.194		52.201		Pit In		205.4	3:02.310	
9	55.786		1:02.412		Pit In		204.1	3:08.424		22	Pit Out		46.029		46.943			1:03:43.478	
10	Pit Out		47.101		51.666			1:55:07.244		23	51.821		42.750		43.771		201.6	2:18.342	
11	51.472		43.019		43.974		204.8	2:18.465		24	1:04.334		47.249		44.323		201.9	2:35.906	
12	1:03.885		57.438		47.708		206.5	2:49.031		25	55.010		46.917		Pit In		202.6	2:45.391	
13	52.014		45.783		44.479		204.8	2:22.276		26									



## RHHCC 2023 Igora Drive

RHHCC  
Laps and Sector Times - All Day Heats

13 August 2023  
Igora Drive - 5183 mtr.


42										Porsche									
lap	Sect-1	Speed	Sect-2	Speed	Sect-3	Speed	TopSpeed	laptime	pit	lap	Sect-1	Speed	Sect-2	Speed	Sect-3	Speed	Topspeed	laptime	pit
1	Pit Out		1:06.211		1:03.735			3:42.461		3	51.117		42.550		42.940		221.4	2:16.607	
2	1:06.859		42.939		42.799		220.6	2:32.597		4	1:02.933		58.766		Pit In		223.2	3:31.442	

43										Subaru Impreza WRX									
lap	Sect-1	Speed	Sect-2	Speed	Sect-3	Speed	TopSpeed	laptime	pit	lap	Sect-1	Speed	Sect-2	Speed	Sect-3	Speed	Topspeed	laptime	pit
1	Pit Out		1:17.232		1:12.118			3:57.716		11	Pit Out		1:01.649		1:11.770			1:55:35.540	
2	55.899		44.928		48.311		210.8	2:29.138		12	52.877		43.283		44.233		215.1	2:20.393	
3	56.409		44.109		46.256		213.8	2:26.774		13	53.202		42.865		48.690		215.4	2:19.757	
4	1:18.424		48.839		49.354		214.8	2:56.617		14	1:09.941		54.517		58.735		214.3	3:03.193	
5	55.415		45.539		45.222		212.6	2:26.176		15	54.262		43.598		46.627		214.9	2:24.487	
6	1:05.205		56.621		Pit In		214.0	5:17.165		16	01:47.699		1:03.704		58.133		210.4	1:03:49.536	
7	Pit Out		1:04.041		58.249			58:29.519		17	58.627		43.910		45.288		216.9	2:27.825	
8	55.896		43.262		44.573		214.9	2:23.731		18	52.207		42.380		43.957		214.0	2:18.544	
9	52.597		44.022		44.610		215.7	2:21.229		19	1:28.762		1:03.889		50.985		214.2	3:23.636	
10	1:11.531		57.390		Pit In		216.2	3:37.418		20									

45										BMW M3									
lap	Sect-1	Speed	Sect-2	Speed	Sect-3	Speed	TopSpeed	laptime	pit	lap	Sect-1	Speed	Sect-2	Speed	Sect-3	Speed	Topspeed	laptime	pit
1	Pit Out		43.821		42.892			2:31.400		14	1:03.112		55.010		Pit In		239.4	3:07.420	
2	51.986		44.997		45.717		244.3	2:22.700		15	Pit Out		47.127		44.311			1:18:32.109	
3	53.088		48.030		44.601		182.5	2:25.719		16	50.402		41.681		41.407		241.9	2:13.490	
4	50.481		42.416		42.018		244.1	2:14.915		17	56.863		52.687		45.625		239.0	2:35.175	
5	56.348		58.060		Pit In		241.5	3:05.806		18	50.639		43.116		45.148		241.9	2:18.903	
6	Pit Out		56.120		46.484			1:54:14.355		19	50.153		41.749		41.370		240.2	2:13.272	
7	49.929		42.201		42.069		244.9	2:14.199		20	56.783		50.015		Pit In		239.6	2:50.385	
8	49.997		41.674		42.144		240.8	2:13.815		21	Pit Out		54.575		43.876			1:02:00.150	
9	1:05.374		1:09.023		Pit In		239.6	3:25.708		22	50.351		41.673		41.586		240.4	2:13.610	
10	Pit Out		53.655		44.759			1:05:57.722		23	50.134		47.774		44.748		239.4	2:22.656	
11	49.583		41.525		42.154		243.7	2:13.262		24	50.321		41.504		43.281		242.3	2:15.106	
12	1:04.910		51.067		43.971		240.0	2:39.948		25	1:00.905		51.961		Pit In		157.5	2:55.783	
13	49.786		41.818		41.907		244.1	2:13.511		26									

47										Seat Leon									
lap	Sect-1	Speed	Sect-2	Speed	Sect-3	Speed	TopSpeed	laptime	pit	lap	Sect-1	Speed	Sect-2	Speed	Sect-3	Speed	Topspeed	laptime	pit
1	Pit Out		52.876		47.043			2:53.591		15	49.634		40.129		41.654		213.2	2:11.417	
2	53.678		42.960		43.119		210.5	2:19.757		16	48.879		40.197		41.765		212.3	2:10.841	
3	50.301		41.728		42.156		214.6	2:14.185		17	59.030		51.620		Pit In		213.8	3:00.588	
4	49.974		41.154		42.212		214.9	2:13.340		18	Pit Out		1:00.864		44.717			1:17:29.600	
5	49.500		41.425		43.768		214.3	2:14.693		19	50.325		40.279		42.427		211.9	2:13.031	
6	53:44.924		48.644		44.269		173.9	1:55:17.837		20	48.884		40.664		42.109		213.8	2:11.657	
7	50.895		40.607		41.666		214.9	2:13.168		21	49.560		40.264		42.215		215.2	2:12.039	
8	49.527		40.889		41.806		215.4	2:12.222		22	49.117		40.387		41.732		214.2	2:11.236	
9	49.300		40.296		41.514		215.1	2:11.110		23	57.588		48.438		Pit In		214.9	2:52.293	
10	48.483		39.953		41.536		215.1	2:09.972		24	Pit Out		52.115		48.442			1:02:16.438	
11	56.129		49.327		Pit In		214.5	2:49.780		25	49.680		40.247		42.318		216.6	2:12.245	
12	Pit Out		56.843		42.687			1:01:55.291		26	49.452		40.450		41.967		215.1	2:11.869	
13	49.337		40.563		42.034		215.4	2:11.934		27	48.975		40.113		42.161		213.7	2:11.249	
14	49.513		40.590		41.907		214.5	2:12.010		28	57.661		52.381		Pit In		212.8	2:55.800	

48										BMW M2C f87									
lap	Sect-1	Speed	Sect-2	Speed	Sect-3	Speed	TopSpeed	laptime	pit	lap	Sect-1	Speed	Sect-2	Speed	Sect-3	Speed	Topspeed	laptime	pit
1	Pit Out		1:03.966		51.503			3:21.275		14	1:05.518		1:02.022		46.483		234.7	2:54.023	
2	51.288		41.663		42.394		225.4	2:15.345		15	49.678		41.184		41.378		233.6	2:12.240	
3	50.114		41.750		41.918		232.4	2:13.782		16	1:06.048		1:11.995		Pit In		234.4	3:34.693	
4	1:05.857		1:12.964		51.107		233.3	3:09.928		17	Pit Out		52.955		45.540			1:16:02.327	
5	50.592		41.787		46.171		229.4	2:18.550		18	49.848		40.945		41.488		232.9	2:12.281	
6	51:37.529		46.283		44.736		143.7	1:53:08.548		19	49.845		41.201		49.044		233.6	2:20.090	
7	49.993		40.918		41.497		231.5	2:12.408		20	1:17.339		50.440		41.804		230.7	2:49.583	
8	50.053		41.125		41.672		234.4	2:12.850		21	49.795		40.928		41.156		232.9	2:11.879	
9	1:11.468		1:20.219		44.670		234.0	3:16.357		22	1:10.267		1:10.594		Pit In		234.9	3:43.409	
10	49.679		41.144		41.895		232.0	2:12.718		23	Pit Out		56.804		56.398			1:00:58.979	
11	02:31.543		49.769		44.752		232.7	1:04:06.064		24	1:16.942		1:05.180		51.327		232.4	3:13.449	
12	49.964		41.510		41.631		232.0	2:13.105		25	49.812		44.127		42.257		231.0	2:16.196	
13	49.934		41.193		41.578		234.0	2:12.705		26	1:10.965		1:15.699		Pit In		231.0	3:44.059	



## RHHCC 2023 Igora Drive

RHHCC  
Laps and Sector Times - All Day Heats

13 August 2023  
Igora Drive - 5183 mtr.


49										Alfa Romeo 156									
lap	Sect-1	Speed	Sect-2	Speed	Sect-3	Speed	TopSpeed	laptime	pit	lap	Sect-1	Speed	Sect-2	Speed	Sect-3	Speed	Topspeed	laptime	pit
1	Pit Out		1:02.701		53.436			3:17.412		14	55.146		47.523		48.351		172.2	2:31.020	
2	59.569		51.648		50.501		171.9	2:41.718		15	55.246		48.068		48.478		171.9	2:31.792	
3	57.787		48.481		49.788		172.7	2:36.056		16	55.386		1:01.337		Pit In		171.5	3:18.994	
4	58.395		47.391		48.795		173.1	2:34.581		17	Pit Out		51.895		49.231			59:21.047	
5	55.953		46.896		48.406		174.5	2:31.255		18	54.648		47.166		48.073		174.7	2:29.887	
6	01:09.291		51.689		49.538		173.8	1:02:50.518		19	54.744		46.904		47.648		175.1	2:29.296	
7	54.667		46.826		47.982		173.2	2:29.475	D	20	56.745		46.762		47.917		174.5	2:31.424	
8	54.219		46.493		47.552		174.3	<u>2:28.264</u>		21	56.954		46.920		<u>47.376</u>		175.0	2:31.250	
9	54.209		48.763		47.578		174.2	2:30.550		22	18:29.824		54.804		50.735		175.8	1:20:15.363	
10	<u>54.189</u>		46.964		47.638		175.9	2:28.791		23	54.956		46.636		47.678		171.8	2:29.270	
11	52:49.370		55.845		56.487		174.9	1:54:41.702		24	54.477		46.574		47.464		174.3	2:28.515	
12	55.663		<u>46.483</u>		51.201		172.7	2:33.347		25	54.878		48.020		50.261		<u>177.2</u>	2:33.159	D
13	58.261		47.014		48.521		172.1	2:33.796		26	1:02.382		1:00.509		Pit In		176.0	3:19.970	

50																			
lap	Sect-1	Speed	Sect-2	Speed	Sect-3	Speed	TopSpeed	laptime	pit	lap	Sect-1	Speed	Sect-2	Speed	Sect-3	Speed	Topspeed	laptime	pit
1	Pit Out		51.206		51.758			2:57.025		15	55.278		46.347		48.575		175.1	2:30.200	
2	56.715		47.066		50.058		175.7	2:33.839		16	54.996		46.763		48.259		172.8	2:30.018	
3	55.811		<u>46.325</u>		48.806		177.2	2:30.942		17	55.386		47.768		48.981		174.3	2:32.135	
4	55.045		46.689		48.919		176.9	2:30.653		18	1:02.887		54.602		Pit In		174.4	3:07.682	
5	55.550		47.013		49.450		176.0	2:32.013		19	Pit Out		51.892		49.549			1:00:13.881	
6	59.161		53.005		Pit In		175.5	3:03.932		20	54.634		46.699		48.751		177.9	2:30.084	
7	Pit Out		59.347		52.646			1:01:28.339		21	54.437		46.469		48.097		178.1	<u>2:29.003</u>	
8	55.028		46.668		48.714		<u>179.0</u>	2:30.410		22	55.267		46.778		48.893		176.2	2:30.938	
9	55.235		47.022		48.930		178.2	2:31.187		23	57.319		46.785		48.406		174.8	2:32.510	
10	55.139		46.669		48.767		177.0	2:30.575		24	18:27.802		54.684		48.946		175.5	1:20:11.432	
11	54.504		46.926		49.115		175.2	2:30.545		25	<u>54.132</u>		46.630		48.686		176.9	2:29.448	
12	1:10.687		1:04.727		Pit In		174.4	3:34.195		26	54.486		46.605		49.593		176.3	2:30.684	
13	Pit Out		52.360		49.548			1:49:44.239		27	55.398		47.365		48.030		174.8	2:30.793	
14	54.788		46.951		<u>47.963</u>		177.7	2:29.702		28	1:03.532		1:01.105		Pit In		175.4	3:20.708	

55										Nissan GTR									
lap	Sect-1	Speed	Sect-2	Speed	Sect-3	Speed	TopSpeed	laptime	pit	lap	Sect-1	Speed	Sect-2	Speed	Sect-3	Speed	Topspeed	laptime	pit
1	Pit Out		53.557		55.438			3:03.715		7	49.140		40.901		40.497		256.0	2:10.538	
2	52.453		42.742		41.861		232.0	2:17.056		8	1:01.234		51.991		43.021		257.7	2:36.246	
3	48.645		40.525		41.177		253.2	2:10.347		9	48.727		40.288		40.165		257.3	2:09.180	
4	52.894		47.297		43.673		256.2	2:23.864		10	05:24.850		43.260		42.678		257.7	1:06:50.788	
5	48.302		47.349		49.864		<u>258.4</u>	2:25.515		11	<u>48.293</u>		<u>39.933</u>		<u>39.771</u>		255.5	<u>2:07.997</u>	
6	52:12.218		44.352		44.221		159.0	1:53:40.791		12	1:11.467		55.266		Pit In		257.1	3:27.076	

60										Subaru Impreza WRX Sti GD									
lap	Sect-1	Speed	Sect-2	Speed	Sect-3	Speed	TopSpeed	laptime	pit	lap	Sect-1	Speed	Sect-2	Speed	Sect-3	Speed	Topspeed	laptime	pit
1	Pit Out		1:21.629		1:12.259			3:50.068		13	50.343		41.744		42.868		216.0	2:14.955	D
2	50.851		41.767		42.407		212.5	2:15.025		14	55.662		50.990		Pit In		215.2	2:57.938	
3	1:03.205		1:09.431		54.207		216.5	3:06.843		15	Pit Out		1:01.029		52.594			1:03:44.903	
4	49.756		41.643		43.025		216.6	2:14.424		16	<u>49.571</u>		41.581		45.855		<u>216.8</u>	2:17.007	
5	55.491		1:05.239		52.863		214.9	2:53.593		17	53.682		49.944		49.657		214.9	2:33.283	
6	01:28.721		1:07.709		53.176		179.5	1:03:29.606		18	50.214		41.785		<u>42.329</u>		216.6	2:14.328	
7	49.932		41.536		42.851		214.8	2:14.319		19	57.686		53.157		Pit In		215.7	3:00.934	
8	1:02.622		1:04.051		46.248		215.2	2:52.921		20	Pit Out		1:10.599		51.069			1:25:42.070	
9	1:01.862		1:02.730		Pit In		215.2	3:30.926		21	49.850		<u>41.457</u>		42.899		212.8	<u>2:14.206</u>	
10	Pit Out		1:05.479		57.045			1:55:13.826		22	1:00.507		1:02.471		49.155		215.2	2:52.133	
11	50.295		42.095		47.144		215.1	2:19.534		23	53.586		43.403		Pit In		213.8	2:42.720	
12	55.902		55.210		54.007		186.3	2:45.119		24									

61										BMW 135									
lap	Sect-1	Speed	Sect-2	Speed	Sect-3	Speed	TopSpeed	laptime	pit	lap	Sect-1	Speed	Sect-2	Speed	Sect-3	Speed	Topspeed	laptime	pit
1	Pit Out		56.626		47.968			3:00.533		5	Pit Out		54.807		47.239			1:55:57.534	
2	50.164		41.604		42.863		205.9	2:14.631		6	<u>48.329</u>		41.359		42.770		207.1	2:12.458	
3	48.734		<u>40.626</u>		<u>42.356</u>		<u>208.9</u>	<u>2:11.716</u>		7	48.659		40.627		42.570		202.6	2:11.856	
4	1:08.991		57.075		Pit In		202.7	3:10.055		8									



## RHHCC 2023 Igora Drive

RHHCC  
Laps and Sector Times - All Day Heats


13 August 2023  
Igora Drive - 5183 mtr.

63										Renault Megane RS									
lap	Sect-1	Speed	Sect-2	Speed	Sect-3	Speed	TopSpeed	laptime	pit	lap	Sect-1	Speed	Sect-2	Speed	Sect-3	Speed	Topspeed	laptime	pit
1	Pit Out		49.215		51.537			2:52.581		14	54.965		1:05.601		57.758		199.0	2:58.324	
2	51.260		42.421		43.758		200.0	2:17.439		15	51.018		54.502		Pit In		199.5	2:57.385	
3	1:06.083		54.795		47.017		199.6	2:47.895		16	Pit Out		48.616		47.438			1:17:57.496	
4	50.973		<u>42.346</u>		43.698		200.2	<u>2:17.017</u>		17	50.885		42.939		<u>43.352</u>		200.7	2:17.176	
5	59.418		56.174		Pit In		198.8	3:09.388		18	1:03.223		59.523		56.807		201.1	2:59.553	
6	Pit Out		45.393		48.053			1:03:40.950		19	50.919		55.343		49.597		200.2	2:35.859 D	
7	52.006		43.174		43.484		199.9	2:18.664		20	51.123		42.478		43.776		198.4	2:17.377	
8	1:08.943		1:03.791		47.805		199.1	3:00.539		21	1:00.405		55.876		Pit In		199.1	3:02.678	
9	51.007		42.562		43.634		199.0	2:17.203		22	Pit Out		47.527		46.043			1:03:50.582	
10	1:03.410		56.831		Pit In		199.5	3:11.175		23	<u>50.660</u>		43.006		43.453		201.2	2:17.119	
11	Pit Out		45.970		47.416			1:52:14.329		24	1:05.557		1:02.738		53.241		199.9	3:01.536	
12	50.772		43.249		43.354		<u>202.0</u>	2:17.375		25	51.043		50.098		Pit In		199.6	2:45.557	
13	1:01.556		1:07.855		57.809		<u>202.0</u>	3:07.220		26									

65										Subaru Impreza GG3									
lap	Sect-1	Speed	Sect-2	Speed	Sect-3	Speed	TopSpeed	laptime	pit	lap	Sect-1	Speed	Sect-2	Speed	Sect-3	Speed	Topspeed	laptime	pit
1	Pit Out		1:16.379		1:14.896			3:55.216		13	57.198		46.498		47.772		203.6	2:31.468	
2	1:02.417		51.591		48.937		185.0	2:42.945		14	57.379		45.712		48.548		201.5	2:31.639	
3	56.095		47.146		49.786		200.2	2:33.027		15	01:56.937		1:15.684		1:02.445		202.0	1:04:15.066	
4	59.398		50.481		52.681		200.6	2:42.560		16	55.063		45.685		<u>47.157</u>		193.1	<u>2:27.905</u>	
5	59.914		49.496		49.456		193.5	2:38.866		17	57.619		45.505		48.520		203.8	2:31.644	
6	1:08.547		59.426		Pit In		199.0	8:01.875		18	57.543		46.284		47.412		204.1	2:31.239	
7	Pit Out		1:11.122		1:10.228			55:38.815		19	55.199		47.130		Pit In		203.0	2:57.297	
8	56.240		46.363		47.781		198.8	2:30.384		20	Pit Out		1:21.265		51.176			1:24:48.200	
9	56.543		46.122		49.184		202.7	2:31.849		21	<u>55.027</u>		45.812		48.835		202.0	2:29.674 D	
10	56:34.610		1:14.853		1:06.186		204.4	1:58:55.649		22	55.918		<u>45.066</u>		48.241		<u>206.1</u>	2:29.225	
11	57.006		45.876		47.451		196.9	2:30.333		23	55.305		45.501		47.880		203.8	2:28.686	
12	55.349		46.709		47.704		203.4	2:29.762		24									

67										BMW M3 E46									
lap	Sect-1	Speed	Sect-2	Speed	Sect-3	Speed	TopSpeed	laptime	pit	lap	Sect-1	Speed	Sect-2	Speed	Sect-3	Speed	Topspeed	laptime	pit
1	Pit Out		53.125		56.832			3:08.800		15	53.624		51.260		48.980		196.1	2:33.864	
2	56.685		47.541		50.187		192.3	2:34.413		16	54.109		45.259		46.394		197.1	2:25.762	
3	54.225		45.089		46.646		194.5	2:25.960 D		17	1:04.046		59.261		Pit In		190.1	3:22.642	
4	57.215		50.333		49.154		193.2	2:36.702		18	Pit Out		51.299		1:01.954			1:15:51.433	
5	55.072		55.784		50.204		194.7	2:41.060		19	53.181		45.101		46.357		207.2	<u>2:24.639</u>	
6	02:33.989		49.895		48.156		140.3	1:04:12.040		20	1:03.199		54.961		50.318		192.0	2:48.478	
7	53.673		<u>44.677</u>		46.325		<u>212.6</u>	2:24.675 D		21	54.137		44.792		46.799		202.5	2:25.728	
8	54.006		50.910		48.976		195.3	2:33.892		22	54.818		45.688		47.025		190.9	2:27.531	
9	53.433		44.980		<u>45.917</u>		202.2	2:24.330 D		23	1:07.766		1:03.049		Pit In		186.0	3:28.167	
10	54.080		46.086		48.923		196.1	2:29.089		24	Pit Out		53.439		59.091			1:03:16.152	
11	1:06.692		1:01.293		Pit In		136.2	3:32.068		25	1:11.991		48.355		47.382		208.4	2:47.728	
12	Pit Out		54.852		50.698			1:50:02.444		26	53.856		45.092		46.347		195.5	2:25.295	
13	<u>52.992</u>		52.309		49.086		209.7	2:34.387		27	54.150		44.863		46.685		193.7	2:25.698 D	
14	53.737		55.430		48.083		197.5	2:37.250		28	1:03.539		58.134		Pit In		189.4	3:15.537	

67										Bmw 1									
lap	Sect-1	Speed	Sect-2	Speed	Sect-3	Speed	TopSpeed	laptime	pit	lap	Sect-1	Speed	Sect-2	Speed	Sect-3	Speed	Topspeed	laptime	pit
1	Pit Out		55.755		52.611			3:16.159		16	54.467		45.035		46.276		198.8	2:25.778 D	
2	57.524		47.199		48.515		198.0	2:33.238		17	55.255		52.444		48.313		199.4	2:36.012 D	
3	1:02.023		47.802		48.220		191.4	2:38.045		18	1:16.549		1:08.434		Pit In		176.5	3:41.342	
4	56.344		46.860		47.321		199.6	2:30.525		19	Pit Out		1:03.098		55.309			1:00:00.291	
5	55.048		45.892		46.465		197.9	2:27.405		20	54.506		44.849		<u>46.055</u>		201.0	2:25.410	
6	1:10.207		1:06.307		Pit In		196.9	3:38.284		21	54.683		45.032		46.352		199.8	2:26.067	
7	Pit Out		1:00.466		1:00.676			1:00:38.524		22	54.100		<u>44.737</u>		46.601		199.9	2:25.438	
8	58.339		49.212		47.754		147.9	2:35.305		23	<u>54.035</u>		44.962		46.220		198.7	<u>2:25.217</u>	
9	54.754		45.044		46.373		197.5	2:26.171		24	1:20.738		1:15.784		Pit In		198.2	3:55.180	
10	59.180		58.243		46.753		198.3	2:44.176		25	Pit Out		1:12.858		1:01.260			1:17:01.062	
11	54.564		46.326		47.368		198.0	2:28.258 D		26	55.462		46.012		46.307		197.7	2:27.781 D	
12	1:13.995		1:09.274		Pit In		196.0	3:43.129		27	54.724		45.306		46.197		196.0	2:26.227	
13	Pit Out		48.950		48.070			1:49:27.874		28	57.133		45.353		46.512		196.6	2:28.998	
14	55.805		45.665		46.105		<u>201.8</u>	2:27.575		29	1:10.627		1:08.565		Pit In		195.3	3:39.153	
15	54.762		45.429		46.389		200.4	2:26.580 D		30									



## RHHCC 2023 Igora Drive

RHHCC  
Laps and Sector Times - All Day Heats

13 August 2023  
Igora Drive - 5183 mtr.

70																			
lap	Sect-1	Speed	Sect-2	Speed	Sect-3	Speed	TopSpeed	laptime	pit	lap	Sect-1	Speed	Sect-2	Speed	Sect-3	Speed	Topspeed	laptime	pit
1	Pit Out		48.704		49.753			2:51.096		12	Pit Out		48.272		48.213			43:22.841	
2	58.540		46.901		48.044		164.8	2:33.485		13	53.924		46.442		47.945		165.2	2:28.311	
3	53.419		46.168		48.949		167.0	2:28.536		14	53.571		46.540		47.893		<u>169.1</u>	2:28.004	
4	53.402		47.015		47.670		168.2	2:28.087		15	53.512		46.481		48.062		167.5	2:28.055	
5	53.561		<u>46.037</u>		<u>47.616</u>		166.5	<u>2:27.214</u>		16	53.597		46.660		48.308		165.6	2:28.565	
6	52:07.562		47.385		49.059		165.8	1:53:44.006		17	54.117		47.758		Pit In		165.4	2:42.952	
7	54.546		46.153		47.811		166.2	2:28.510		18	Pit Out		48.112		49.214			1:16:40.246	
8	<u>53.203</u>		46.324		47.909		166.4	2:27.436		19	54.260		47.305		48.940		163.5	2:30.505	
9	53.619		46.434		47.854		165.6	2:27.907		20	54.372		46.798		48.526		164.8	2:29.696	
10	53.545		46.340		48.408		165.8	2:28.293		21	1:06.555		1:10.490		Pit In		141.6	3:33.364	
11	53.595		46.400		Pit In		164.9	2:39.531		22									

74										AUDI R8									
lap	Sect-1	Speed	Sect-2	Speed	Sect-3	Speed	TopSpeed	laptime	pit	lap	Sect-1	Speed	Sect-2	Speed	Sect-3	Speed	Topspeed	laptime	pit
1	Pit Out		46.967		44.146			2:39.088		14	50.713		42.862		42.941		225.4	2:16.516	
2	50.597		42.929		42.903		224.9	2:16.429		15	50.800		42.249		42.838		225.6	2:15.887	
3	50.820		42.266		42.885		<u>226.9</u>	2:15.971		16	1:13.887		1:03.418		Pit In		225.4	3:31.497	
4	1:15.584		56.387		46.795		226.8	2:58.766		17	Pit Out		53.040		49.451			1:19:01.161	
5	51.131		44.123		Pit In		225.7	2:39.694		18	50.623		41.912		43.124		222.4	2:15.659	
6	Pit Out		45.628		46.208			1:55:03.775		19	50.968		42.022		43.625		223.7	2:16.615	
7	50.710		<u>41.450</u>		42.629		222.1	2:14.789		20	1:16.206		1:06.814		56.594		224.1	3:19.614	
8	50.768		42.388		42.747		225.4	2:15.903		21	<u>49.957</u>		41.898		44.123		223.7	2:15.978	
9	1:13.965		1:01.281		52.444		225.4	3:07.690		22	1:25.977		1:27.377		Pit In		214.5	4:25.654	
10	50.163		42.166		55.595		226.1	2:27.924		23	Pit Out		54.035		50.713			58:44.578	
11	1:23.291		1:05.531		Pit In		103.9	3:50.414		24	50.565		41.677		<u>42.211</u>		224.6	<u>2:14.453</u>	
12	Pit Out		46.806		47.907			59:43.388		25	50.403		42.088		43.042		225.2	2:15.533	
13	50.364		41.744		42.591		222.6	2:14.699		26	1:06.811		1:11.389		52.128		225.2	3:10.328	

76										Honda Civic Type-R Fk8									
lap	Sect-1	Speed	Sect-2	Speed	Sect-3	Speed	TopSpeed	laptime	pit	lap	Sect-1	Speed	Sect-2	Speed	Sect-3	Speed	Topspeed	laptime	pit
1	Pit Out		51.908		51.523			2:56.047		12	1:09.175		1:07.548		53.478		206.1	3:10.201	
2	52.253		43.697		44.906		214.2	2:20.856		13	52.178		43.787		45.444		213.8	2:21.409	
3	1:16.256		1:18.361		53.754		207.2	3:28.371		14	1:10.477		1:15.054		Pit In		179.0	3:42.404	
4	53.026		<u>42.553</u>		44.383		212.9	2:19.962		15	Pit Out		49.205		45.859			1:17:50.909	
5	1:14.829		54.798		Pit In		208.1	3:22.260		16	51.796		43.433		44.456		212.2	2:19.685	
6	Pit Out		50.634		47.841			1:03:10.471		17	1:08.076		1:24.597		48.424		206.2	3:21.097	
7	52.188		43.660		45.062		<u>215.1</u>	2:20.910		18	<u>51.450</u>		42.835		1:09.581		211.0	2:43.866	
8	1:09.869		1:03.939		47.662		209.2	3:01.470		19	1:26.606		1:05.183		Pit In		97.9	3:45.455	
9	52.054		43.566		Pit In		213.7	2:58.017		20	Pit Out		55.543		51.073			1:05:07.501	
10	Pit Out		52.891		50.553			1:54:26.389		21	51.648		42.736		<u>43.822</u>		214.8	<u>2:18.206</u>	
11	51.552		42.868		44.973		214.5	2:19.393		22	1:19.093		58.130		Pit In		205.9	3:31.171	

77										Porsche Cayman GT4									
lap	Sect-1	Speed	Sect-2	Speed	Sect-3	Speed	TopSpeed	laptime	pit	lap	Sect-1	Speed	Sect-2	Speed	Sect-3	Speed	Topspeed	laptime	pit
1	Pit Out		51.551		44.938			2:49.805		13	49.450		40.860		41.585		229.4	2:11.895 D	
2	50.620		41.379		41.281		233.6	2:13.280		14	49.412		41.148		Pit In		227.8	2:25.587	
3	49.695		40.691		<u>41.020</u>		233.6	2:11.406		15	Pit Out		42.399		43.000			1:19:46.010	
4	50.390		48.981		47.245		<u>234.6</u>	2:26.616		16	50.595		40.872		42.514		226.9	2:13.981	
5	49.334		45.592		Pit In		233.5	2:41.934		17	49.855		45.392		43.233		227.1	2:18.480 D	
6	Pit Out		45.354		44.470			1:53:44.939		18	49.737		43.560		44.044		227.8	2:17.341 D	
7	49.216		<u>40.671</u>		41.258		231.3	<u>2:11.145</u>		19	49.280		45.897		Pit In		227.1	2:33.050	
8	58.322		51.617		49.002		229.7	2:38.941		20	Pit Out		40.753		41.684			1:04:27.512	
9	51.380		45.353		44.555		230.4	2:21.288		21	49.170		40.813		41.757		229.7	2:11.740	
10	05:07.129		44.894		42.955		229.7	1:06:34.978		22	50.480		44.087		43.391		227.8	2:17.958 D	
11	<u>49.074</u>		42.702		41.531		231.1	2:13.307		23	49.485		41.003		41.357		229.0	2:11.845	
12	51.763		55.223		43.993		229.0	2:30.979		24	58.709		50.178		Pit In		228.0	2:48.068	

78										bmw m3									
lap	Sect-1	Speed	Sect-2	Speed	Sect-3	Speed	TopSpeed	laptime	pit	lap	Sect-1	Speed	Sect-2	Speed	Sect-3	Speed	Topspeed	laptime	pit
1	Pit Out		53.149		46.874			2:52.501		15	47.781		43.040		43.292		240.6	2:14.113	
2	1:04.134		58.467		54.851		166.3	2:57.452		16	46.977		40.211		40.443		243.3	2:07.631 D	
3	50.813		40.419		41.159		147.6	2:12.391		17	1:03.206		54.334		Pit In		242.9	3:15.552	
4	48.473		39.565		40.859		243.9	2:08.897		18	Pit Out		1:10.922		47.780			1:18:22.152	
5	51.265		43.978		46.551		<u>244.5</u>	2:21.794		19	47.443		39.385		40.720		242.3	2:07.548	
6	52:06.014		42.477		41.722		157.6	1:53:30.213		20	47.116		39.220		<u>39.820</u>		239.2	2:06.156	





## RHHCC 2023 Igora Drive

RHHCC

13 August 2023

Laps and Sector Times - All Day Heats

Igora Drive - 5183 mtr.

7	47.656	38.991	41.438	239.4	2:08.085	21	46.802	<u>38.890</u>	40.119	241.7	<u>2:05.811</u>
8	46.972	39.158	40.377	235.5	2:06.507 D	22	50.316	45.991	46.127	238.1	2:22.434
9	47.336	39.499	40.491	242.5	2:07.326 D	23	58.985	46.329	Pit In	197.9	2:44.407
10	47.089	39.063	40.412	241.0	2:06.564	24	Pit Out	44.008	43.483		l:01:37.082
11	2:59.864	45.495	Pit In	2.3	4:43.740	25	47.620	39.230	40.670	242.3	2:07.520
12	Pit Out	41.454	41.897		l:00:46.797	26	47.909	38.981	40.129	241.0	2:07.019
13	47.000	39.266	40.249	242.3	2:06.515 D	27	<u>46.710</u>	39.847	41.413	242.7	2:07.970
14	46.769	40.008	40.132	240.4	2:06.909	28	1:05.020	59.052	Pit In	243.3	3:22.722

79										Fiat 124 Spider									
Lap	Sect-1	Speed	Sect-2	Speed	Sect-3	Speed	TopSpeed	laptime	pit	Lap	Sect-1	Speed	Sect-2	Speed	Sect-3	Speed	Topspeed	laptime	pit
1	Pit Out		1:00.521		Pit In			3:57.163		10	56.863	<u>47.397</u>			49.682		164.1	2:33.942	
2	Pit Out		1:05.818		Pit In			9:05.763		11	56.230	47.930			52.040		<u>166.1</u>	2:36.200	
3	Pit Out		1:00.702		55.318			l:04:09.497		12	<u>56.150</u>	47.483			50.336		165.8	2:33.969	
4	57.751	47.457	50.658	164.3	2:35.866	13	56.294	47.540	50.990	165.1	2:34.939	14	1:03.920	56.903	Pit In	163.7	3:23.061		
5	56.789	48.051	51.158	165.9	2:35.998	15	Pit Out	1:06.207	1:06.207	Pit In	l:01:48.148	16	Pit Out	1:03.471	Pit In	4:44.250			
6	56.638	47.782	50.519	165.1	2:34.939	17	Pit Out	1:12.874	1:12.874	Pit In	l:23:25.110	18							
7	56.206	47.775	<u>49.626</u>	165.4	<u>2:33.607</u>														
8	1:03.875	1:08.332	Pit In	165.1	3:36.174														
9	Pit Out	57.238	53.683		l:50:01.482														

80										Porsche Cayman 718 GT4									
Lap	Sect-1	Speed	Sect-2	Speed	Sect-3	Speed	TopSpeed	laptime	pit	Lap	Sect-1	Speed	Sect-2	Speed	Sect-3	Speed	Topspeed	laptime	pit
1	Pit Out		49.099		44.940			2:39.477		11	47.268	40.719			40.095		229.5	2:08.082 D	
2	52.006	40.296	<u>39.229</u>	148.7	2:11.531	12	47.630	39.201	39.785	229.7	2:06.616	13	47.143	39.407	39.617	230.4	2:06.167		
3	47.000	<u>38.971</u>	39.612	<u>233.5</u>	<u>2:05.583</u>	14	53.704	49.989	Pit In	229.5	2:54.688	15	Pit Out	40.149	40.060		l:04:39.141		
4	50.458	45.235	Pit In	232.4	2:39.161	16	47.105	39.387	39.622	229.9	2:06.114	17	47.091	39.465	39.685	231.0	2:06.241		
5	Pit Out	39.392	40.342		l:56:35.762	18	46.984	39.095	39.969	231.1	2:10.229	19	58.355	57.253	Pit In	230.2	3:09.715		
6	<u>46.920</u>	39.352	39.622	230.4	2:05.894	20				230.2	2:05.907								
7	48.216	40.417	41.596	231.1	2:10.229														
8	47.315	38.993	39.599	230.2	2:05.907														
9	59.414	53.082	Pit In	230.1	3:04.321														
10	Pit Out	40.181	40.444		2:33:36.223														

81										Mitsubishi Lancer Evolution VI									
Lap	Sect-1	Speed	Sect-2	Speed	Sect-3	Speed	TopSpeed	laptime	pit	Lap	Sect-1	Speed	Sect-2	Speed	Sect-3	Speed	Topspeed	laptime	pit
1	Pit Out		1:21.396		1:09.461			3:50.228		11	Pit Out	1:00.090			46.690			l:52:53.308	
2	50.730	42.467	43.941	220.4	2:17.138	12	50.550	41.727	42.075	220.6	2:14.352 D	13	1:03.327	1:06.634	48.202	221.4	2:58.163		
3	1:01.820	1:06.031	52.620	<u>223.4</u>	3:00.481	14	50.155	42.818	41.596	221.6	2:14.262 D	15	1:05.500	1:02.482	59.758	220.6	3:07.740		
4	50.458	42.535	42.818	221.7	2:15.573	16	1:06.674	57.293	Pit In	114.7	3:09.638	17	Pit Out	1:01.122	44.440		l:00:28.971		
5	1:00.151	1:06.922	Pit In	221.7	3:20.622	18	50.278	41.535	42.070	221.7	2:13.883 D	19	1:02.342	1:06.355	58.701	222.2	3:07.398		
6	Pit Out	1:01.728	47.569		l:02:48.756	20	58.262	1:05.478	56.335	222.6	3:00.075								
7	<u>50.082</u>	41.945	42.104	220.1	<u>2:14.131</u>														
8	59.899	1:03.804	43.803	221.3	2:47.506														
9	50.317	41.607	42.792	221.6	2:14.716														
10	1:05.837	1:07.996	Pit In	221.6	3:28.848														

83										BMW M2 (n55)									
Lap	Sect-1	Speed	Sect-2	Speed	Sect-3	Speed	TopSpeed	laptime	pit	Lap	Sect-1	Speed	Sect-2	Speed	Sect-3	Speed	Topspeed	laptime	pit
1	Pit Out		43.989		44.168			2:33.579		13	50.799	43.329			42.768		221.7	2:16.896	
2	52.038	42.916	43.256	223.4	2:18.210	14	54.376	53.334	Pit In	221.3	2:56.443	15	Pit Out	45.207	42.944		l:21:39.352		
3	51.835	43.643	43.796	222.6	2:19.274	16	50.159	43.651	42.823	223.4	2:16.633	17	50.780	42.254	43.533	220.6	2:16.567		
4	51.817	42.765	43.080	220.1	2:17.662	18	56.205	50.341	Pit In	220.8	2:43.910	19	Pit Out	52.959	44.426		l:06:55.289		
5	57.809	53.727	51.049	220.9	2:42.585	20	49.889	41.666	42.372	225.1	<u>2:13.927</u>	21	49.873	41.374	<u>41.938</u>	222.9	2:13.185 D		
6	53:11.172	54.328	45.452	156.2	l:54:50.952	22	49.906	41.895	41.970	222.1	2:13.771 D	23	57.605	53.830	Pit In	219.0	3:01.626		
7	<u>49.690</u>	42.317	42.863	<u>226.1</u>	2:14.870														
8	51.149	42.558	42.937	222.4	2:16.644														
9	1:02.611	49.304	45.263	221.7	2:37.178														
10	54.930	55.021	Pit In	223.9	2:57.700														
11	Pit Out	45.085	43.310		l:03:13.451														
12	50.705	42.175	43.036	224.1	2:15.916														

90										Subaru Impreza WRX									
Lap	Sect-1	Speed	Sect-2	Speed	Sect-3	Speed	TopSpeed	laptime	pit	Lap	Sect-1	Speed	Sect-2	Speed	Sect-3	Speed	Topspeed	laptime	pit
1	Pit Out		1:23.746		1:05.534			3:48.302		14	50.496	42.153			<u>42.450</u>		217.7	<u>2:15.099</u>	
2	52.448	44.635	44.613	211.1	2:21.696	15	1:00.009	1:00.093	56.506	217.3	2:56.608	16	01:46.717	1:01.017	58.652	147.7	l:03:46.386		
3	1:04.336	1:09.336	54.569	197.7	3:08.241														



## RHHCC 2023 Igora Drive

RHHCC

13 August 2023

Laps and Sector Times - All Day Heats

Igora Drive - 5183 mtr.

4	51.058	46.048	47.190	212.8	2:24.296	17	<u>50.494</u>	<u>42.131</u>	43.273	216.5	2:15.898
5	50.762	43.524	43.935	212.6	2:18.221	18	1:02.167	1:02.042	49.040	217.6	2:53.249
6	1:09.857	57.523	Pit In	216.8	3:31.522	19	1:10.194	45.206	47.338	216.0	2:42.738
7	Pit Out	1:09.911	1:00.632		1:00:37.236	20	50.606	42.233	43.410	<u>217.9</u>	2:16.249
8	50.653	42.955	43.186	214.3	2:16.794	21	1:03.857	56.992	Pit In	216.9	3:21.645
9	1:00.077	1:00.458	51.398	214.9	2:51.933	22	Pit Out	1:03.995	55.083		1:22:05.413
10	50.652	45.491	Pit In	217.3	2:52.000	23	50.772	42.593	42.936	214.3	2:16.301 D
11	Pit Out	1:05.850	1:01.031		1:55:45.617	24	1:00.842	58.176	56.755	213.2	2:55.773
12	50.928	42.589	42.857	215.2	2:16.374	25	51.464	42.154	42.871	214.8	2:16.489 D
13	1:01.275	55.241	53.050	217.4	2:49.566	26	1:05.194	1:02.893	Pit In	215.8	3:22.559

98										Alfa Romeo MiTo									
lap	Sect-1	Speed	Sect-2	Speed	Sect-3	Speed	TopSpeed	laptime	pit	lap	Sect-1	Speed	Sect-2	Speed	Sect-3	Speed	Topspeed	laptime	pit
1	Pit Out		54.008		52.405			2:58.633		15	51.789		43.043		46.679		202.3	2:21.511	
2	51.551		<u>42.302</u>		44.196		206.2	<u>2:18.049</u>		16	2:20.527		1:05.912		Pit In		145.7	4:51.711	
3	52.492		42.870		44.240		204.5	2:19.602		17	Pit Out		50.933		54.498			1:14:36.122	
4	1:05.768		1:10.967		55.475		202.6	3:12.210		18	51.338		42.673		45.186		204.9	2:19.197 D	
5	51.430		42.859		55.701		206.1	2:29.990		19	51.949		43.687		44.431		200.7	2:20.067 D	
6	02:54.082		59.832		52.527		132.3	1:04:46.441		20	1:02.065		59.799		56.072		198.2	2:57.936	
7	52.107		42.945		<u>44.633</u>		204.4	2:19.685		21	51.798		42.857		45.019		200.0	2:19.674	
8	51.658		42.554		<u>43.956</u>		200.6	2:18.168		22	1:05.706		56.269		Pit In		198.2	3:24.433	
9	1:16.194		1:13.693		<u>49.364</u>		203.6	3:19.251		23	Pit Out		47.959		47.291			1:02:57.504	
10	<u>51.307</u>		42.590		44.294		204.7	2:18.191		24	51.700		42.815		44.429		<u>208.9</u>	2:18.944	
11	50:45.819		55.835		47.799		198.0	1:52:29.453		25	51.998		43.538		44.821		201.5	2:20.357	
12	52.297		43.605		45.875		205.9	2:21.777		26	51.545		42.949		44.341		202.3	2:18.835 D	
13	51.480		42.673		44.770		201.9	2:18.923		27	1:05.310		59.920		Pit In		200.3	3:31.668	
14	1:13.789		53.286		46.273		201.8	2:53.348		28									

100										Subaru Impreza GC									
lap	Sect-1	Speed	Sect-2	Speed	Sect-3	Speed	TopSpeed	laptime	pit	lap	Sect-1	Speed	Sect-2	Speed	Sect-3	Speed	Topspeed	laptime	pit
1	Pit Out		53.590		45.996			2:52.465		15	1:02.177		55.129		44.180		225.6	2:41.486	
2	49.938		41.343		42.116		220.0	2:13.397		16	56.362		48.965		Pit In		223.1	3:03.032	
3	50.628		<u>41.158</u>		41.644		223.7	2:13.430 D		17	Pit Out		43.866		43.348			1:15:42.346	
4	1:04.064		53.631		48.418		223.2	2:46.113		18	<u>49.287</u>		41.504		<u>41.394</u>		222.7	<u>2:12.185</u>	
5	49.592		41.203		42.290		221.3	2:13.085		19	1:00.577		41.774		41.666		<u>226.8</u>	2:24.017	
6	54:07.961		47.165		43.961		222.6	1:55:39.087		20	50.221		42.013		41.836		222.4	2:14.070 D	
7	50.585		42.169		41.916		222.1	2:14.670 D		21	54.613		47.469		41.665		222.9	2:23.747	
8	49.825		41.544		41.750		222.9	2:13.119		22	49.517		41.861		42.455		225.2	2:13.833	
9	50.203		41.779		41.835		222.4	2:13.817		23	01:10.083		55.137		47.161		220.8	1:02:52.381	
10	58.712		48.977		45.657		223.9	2:33.346		24	50.226		43.842		42.468		223.7	2:16.536 D	
11	01:40.856		58.723		44.556		183.9	1:03:24.135		25	49.808		51.047		42.808		223.2	2:23.663	
12	49.936		41.990		41.555		221.9	2:13.481 D		26	55.592		53.683		43.385		224.1	2:32.660	
13	1:02.608		52.784		44.986		223.9	2:40.378		27	1:08.057		1:08.193		Pit In		220.3	3:20.593	
14	49.513		41.513		41.984		224.1	2:13.010		28									

101										Subaru Impreza GD									
lap	Sect-1	Speed	Sect-2	Speed	Sect-3	Speed	TopSpeed	laptime	pit	lap	Sect-1	Speed	Sect-2	Speed	Sect-3	Speed	Topspeed	laptime	pit
1	Pit Out		1:23.285		1:01.654			3:45.217		11	49.121		41.573		42.476		216.8	2:13.170 D	
2	49.532		40.697		41.986		211.9	2:12.215		12	1:00.797		1:06.314		48.432		217.9	2:55.543	
3	59.236		52.135		47.174		219.6	2:38.545		13	48.697		41.193		42.306		218.2	2:12.196	
4	49.036		<u>40.552</u>		41.782		216.2	2:11.370		14	1:04.973		1:04.106		Pit In		219.2	3:25.716	
5	04:50.526		56.521		45.852		217.9	1:06:32.899		15	Pit Out		59.499		49.300			1:03:31.734	
6	48.866		45.121		43.155		216.9	2:17.142 D		16	49.103		40.999		41.648		217.3	2:11.750	
7	55.717		53.649		48.139		186.5	2:37.505		17	57.509		1:04.989		45.893		217.4	2:48.391	
8	<u>48.581</u>		40.605		<u>41.364</u>		217.3	<u>2:10.550</u>		18	49.237		41.052		41.975		218.4	2:12.264 D	
9	59.726		1:02.272		Pit In		<u>220.3</u>	3:25.949		19	58.967		53.274		Pit In		218.7	2:58.341	
10	Pit Out		58.294		47.237			1:53:33.884		20									

107										Vw polo									
lap	Sect-1	Speed	Sect-2	Speed	Sect-3	Speed	TopSpeed	laptime	pit	lap	Sect-1	Speed	Sect-2	Speed	Sect-3	Speed	Topspeed	laptime	pit
1	Pit Out		1:04.088		1:00.370			3:24.743		12	56.262		48.571		50.168		165.2	2:35.001	
2	59.668		57.274		58.707		165.0	2:55.649		13	03:34.571		56.554		59.471		164.9	1:05:30.596	
3	58.924		52.512		51.337		142.8	2:42.773		14	56.569		48.524		50.199		166.1	2:35.292	
4	57.569		49.856		51.724		163.8	2:39.149		15	57.058		48.288		50.125		165.1	2:35.471	
5	59.570		1:08.791		Pit In		164.1	3:43.412		16	56.130		47.907		50.324		164.7	2:34.361	
6	Pit Out		1:02.289		53.312			1:01:57.103		17	56.044		47.981		50.350		165.3	2:34.375	
7	56.773		48.204		50.665		165.7	2:35.642		18	17:41.892		50.234		55.448		165.0	1:19:27.574	
8	56.382		48.488		52.465		164.7	2:37.335		19	56.588		48.810		50.201		<u>166.4</u>	2:35.599 D	



## RHHCC 2023 Igora Drive

RHHCC

13 August 2023

Laps and Sector Times - All Day Heats

Igora Drive - 5183 mtr.


9	56:36.192	1:03.047	58.053	163.3	1:58:37.292	20	<u>55.739</u>	<u>47.821</u>	<u>49.741</u>	163.1	<u>2:33.301</u>
10	57.009	49.001	50.795	164.4	2:36.805	21	55.845	47.918	49.788	163.8	2:33.551
11	56.660	49.648	52.163	163.2	2:38.471	22					

111											Alfa-Romeo mito										
lap	Sect-1	Speed	Sect-2	Speed	Sect-3	Speed	TopSpeed	laptime	pit	lap	Sect-1	Speed	Sect-2	Speed	Sect-3	Speed	Topspeed	laptime	pit		
1	Pit Out		53.730		50.571			3:01.449		15	59.309		1:03.279		53.826		194.6	2:56.414			
2	55.672		46.066		48.038		194.6	2:29.776		16	1:09.202		1:03.127		Pit In		194.1	3:34.366			
3	55.930		46.487		47.078		187.4	2:29.495		17	Pit Out		1:11.291		52.183			1:15:54.727			
4	55.324		46.642		46.965		192.7	2:28.931		18	56.091		45.939		46.706		194.8	2:28.736			
5	55.477		45.322		47.407		190.0	2:28.206		19	55.378		45.195		<u>46.340</u>		187.4	2:26.913			
6	03:12.486		59.604		54.077		188.0	1:05:06.167		20	55.169		45.394		46.824		191.8	2:27.387			
7	54.982		46.153		47.519		195.7	2:28.654		21	55.541		<u>44.849</u>		49.545		190.5	2:29.935			
8	55.511		53.823		53.713		194.3	2:43.047		22	1:05.425		1:05.555		Pit In		150.0	3:29.291			
9	<u>54.217</u>		45.604		47.059		193.1	2:26.880		23	Pit Out		48.900		47.594			1:02:19.709			
10	55.626		45.686		48.350		193.7	2:29.662		24	55.007		45.057		46.577		196.6	<u>2:26.641</u>			
11	50:51.998		59.299		50.131		157.0	1:52:41.428		25	54.818		45.227		46.611		190.1	2:29.656			
12	55.460		48.118		47.880		<u>199.0</u>	2:31.458		26	54.904		45.135		46.890		193.0	2:26.929			
13	56.626		46.113		48.082		188.5	2:30.821		27	1:07.703		1:03.310		Pit In		194.1	3:26.499			
14	55.638		45.233		46.725		193.2	2:27.596		28											

113											Mitsubishi Lancer EVO X										
lap	Sect-1	Speed	Sect-2	Speed	Sect-3	Speed	TopSpeed	laptime	pit	lap	Sect-1	Speed	Sect-2	Speed	Sect-3	Speed	Topspeed	laptime	pit		
1	Pit Out		1:35.557		1:17.774			4:15.798		14	51.639		43.368		44.783		211.3	2:19.790			
2	53.004		44.990		44.068		208.1	2:22.062		15	1:04.683		1:03.450		Pit In		210.3	3:28.104			
3	52.559		44.284		44.315		209.1	2:21.158		16	Pit Out		1:04.802		1:02.231			1:03:15.106			
4	1:21.882		1:02.519		47.129		209.2	3:11.530		17	<u>51.615</u>		43.511		43.909		210.8	2:19.035			
5	52.837		44.082		44.070		206.1	2:20.989		18	1:00.841		53.843		51.646		208.5	2:46.330			
6	1:05.680		1:02.509		Pit In		208.2	7:12.818		19	52.234		43.572		43.843		211.6	2:19.649			
7	Pit Out		1:09.491		1:01.626			56:21.446		20	59.831		1:06.072		Pit In		211.0	3:20.575			
8	51.705		44.239		43.713		<u>212.0</u>	2:19.657		21	Pit Out		51.818		49.990			1:24:09.363			
9	1:04.364		59.869		47.248		208.9	2:51.481		22	52.000		43.410		43.763		210.4	2:19.173			
10	51.883		46.393		Pit In		211.4	3:07.466		23	1:03.240		58.863		49.712		208.9	2:51.815			
11	Pit Out		1:09.593		1:03.441			1:55:29.873		24	52.037		<u>43.242</u>		<u>43.623</u>		209.7	<u>2:18.902</u>			
12	51.717		43.712		43.782		211.7	2:19.211		25	1:04.455		1:06.608		Pit In		209.7	3:37.977			
13	58.635		1:01.956		45.646		210.0	2:46.237		26											

123											i30N										
lap	Sect-1	Speed	Sect-2	Speed	Sect-3	Speed	TopSpeed	laptime	pit	lap	Sect-1	Speed	Sect-2	Speed	Sect-3	Speed	Topspeed	laptime	pit		
1	Pit Out		52.886		50.068			2:56.042		14	52.985		43.778		44.641		208.5	2:21.404			
2	52.827		43.383		44.937		207.3	2:21.147		15	1:25.260		1:01.219		Pit In		205.4	3:39.045			
3	1:19.613		1:06.841		46.816		205.4	3:13.270		16	Pit Out		1:03.185		58.040			1:17:44.142			
4	58.707		1:19.394		48.892		207.9	3:06.993		17	53.749		44.702		Pit In		208.5	2:43.642			
5	<u>52.337</u>		43.462		52.573		207.8	2:28.372		18	Pit Out		54.070		47.128			5:40.239			
6	01:57.559		59.319		53.825		121.2	1:03:50.703		19	53.555		43.741		44.855		206.5	2:22.151			
7	1:03.173		1:01.116		53.647		207.5	2:57.936		20	1:10.992		55.854		Pit In		204.9	3:16.627			
8	53.235		43.840		44.773		208.2	2:21.848		21	Pit Out		59.919		48.999			1:02:22.146			
9	1:03.165		1:12.686		48.964		204.8	3:04.815		22	52.800		43.584		44.861		208.4	2:21.245	D		
10	53.089		<u>43.224</u>		<u>44.389</u>		208.5	2:20.702		23	1:11.430		1:07.872		48.092		205.1	3:07.394			
11	50:29.199		53.754		48.559		206.8	1:52:11.512		24	52.472		43.437		44.574		207.3	<u>2:20.483</u>			
12	53.033		43.481		44.781		<u>208.9</u>	2:21.295		25	1:08.077		51.651		Pit In		205.2	3:11.257			
13	1:20.275		1:12.052		1:02.247		206.1	3:34.574		26											

142											mazda mx-5										
lap	Sect-1	Speed	Sect-2	Speed	Sect-3	Speed	TopSpeed	laptime	pit	lap	Sect-1	Speed	Sect-2	Speed	Sect-3	Speed	Topspeed	laptime	pit		
1	Pit Out		56.301		57.337			3:19.362		16	<u>54.835</u>		46.762		48.546		169.2	2:30.143			
2	1:01.399		50.480		50.645		133.6	2:42.524		17	55.341		46.899		48.906		170.4	2:31.146			
3	57.147		47.422		49.707		169.5	2:34.276		18	1:10.313		1:08.345		Pit In		170.5	3:37.669			
4	57.957		47.346		49.309		170.5	2:34.612		19	Pit Out		1:04.540		1:03.268			1:00:10.520			
5	55.949		47.063		49.084		171.4	2:32.096		20	55.124		47.089		48.488		171.0	2:30.701			
6	1:06.390		1:01.777		Pit In		170.2	3:28.980		21	54.851		<u>46.319</u>		48.358		172.0	2:29.528			
7	Pit Out		54.434		52.893			1:00:04.150		22	54.840		46.808		<u>47.922</u>		172.0	2:29.570			
8	55.052		46.495		48.288		169.4	2:29.835		23	55.168		46.526		48.264		163.3	2:29.958			
9	54.941		46.869		48.240		169.8	2:30.050		24	1:06.706		1:01.609		Pit In		<u>172.7</u>	3:25.583			
10	54.931		46.628		48.396		169.1	2:29.955		25	Pit Out		53.304		58.962			1:16:17.503			
11	55.321		46.609		48.053		169.6	2:29.983		26	55.398		47.644		48.211		168.8	2:31.253			
12	1:10.448		1:04.841		Pit In		171.0	3:38.670		27	55.075		46.587		48.576		171.0	2:30.238			
13	Pit Out		53.610		51.695			1:50:14.586		28	54.870		46.654		47.986		167.6	<u>2:29.510</u>			



## RHHCC 2023 Igora Drive

RHHCC

13 August 2023

Laps and Sector Times - All Day Heats

Igora Drive - 5183 mtr.

14	56.213	47.070	49.233	168.6	2:32.516	29	1:11.076	59.840	Pit In	172.1	3:21.232
15	55.092	46.928	49.076	166.9	2:31.096	30					


147											Mazda MX-5										
lap	Sect-1	Speed	Sect-2	Speed	Sect-3	Speed	TopSpeed	laptime	pit	lap	Sect-1	Speed	Sect-2	Speed	Sect-3	Speed	Topspeed	laptime	pit		
1	Pit Out		1:07.025		58.815			3:26.069		13	Pit Out		58.717		53.621			1:50:11.646			
2	57.050		47.899		48.622		172.3	2:33.571		14	56.741		47.114		56.057		172.8	2:39.912			
3	55.663		47.124		47.816		174.8	2:30.603		15	1:00.357		51.124		49.674		176.9	2:41.155			
4	55.620		46.504		47.520		176.7	2:29.644		16	54.304		46.583		47.652		176.5	2:28.539			
5	54.137		46.546		47.574		176.2	2:28.257 D		17	1:07.396		57.649		Pit In		177.9	3:17.552			
6	1:11.645		56.587		Pit In		176.3	3:25.058		18	Pit Out		59.512		1:02.099			1:02:23.620			
7	Pit Out		52.052		52.374			59:56.828		19	55.579		46.456		47.946		177.6	2:29.981			
8	53.814		46.956		47.839		175.7	2:28.609		20	54.147		45.997		47.786		177.1	2:27.930 D			
9					56.163		172.9	2:57.686		21	59.538		1:12.446		56.464		177.3	3:08.448			
10	54.349		45.804		47.331		176.9	2:27.484		22	<u>53.541</u>		45.629		<u>47.260</u>		178.1	2:26.430 D			
11	53.662		45.663		47.347		177.3	<u>2:26.672</u>		23	17:24.221		53.248		55.564		<u>180.6</u>	1:19:13.033			
12	1:12.146		1:03.478		Pit In		177.0	3:38.342		24	53.641		<u>45.466</u>		59.659		176.0	2:38.766			

150											VW Polo										
lap	Sect-1	Speed	Sect-2	Speed	Sect-3	Speed	TopSpeed	laptime	pit	lap	Sect-1	Speed	Sect-2	Speed	Sect-3	Speed	Topspeed	laptime	pit		
1	Pit Out		55.254		53.666			19:13.767		7	01:16.830		1:04.147		50.182		187.5	1:03:11.159			
2	53.836		45.747		46.051		188.4	2:25.634		8	54.461		45.951		47.721		190.9	2:28.133			
3	52.777		45.243		46.230		187.1	2:24.250		9	1:08.448		57.771		51.375		176.4	2:57.594			
4	<u>52.663</u>		<u>44.758</u>		46.348		186.8	2:23.769		10	54.378		45.236		46.629		<u>191.2</u>	2:26.243			
5	52.985		44.799		45.907		187.2	2:23.691		11	54.962		1:12.861		58.194		190.6	3:06.017			
6	52.723		44.854		<u>45.775</u>		186.6	<u>2:23.352</u>		12	1:11.131		1:06.743		Pit In		137.1	3:46.456			

151											Honda Civic EP3 Type R										
lap	Sect-1	Speed	Sect-2	Speed	Sect-3	Speed	TopSpeed	laptime	pit	lap	Sect-1	Speed	Sect-2	Speed	Sect-3	Speed	Topspeed	laptime	pit		
1	Pit Out		44.788		49.196			2:39.150		13	51.075		42.728		43.497		201.4	2:17.300			
2	51.363		42.880		43.659		199.2	2:17.902		14	51.059		42.576		43.688		201.1	2:17.323			
3	51.167		42.616		43.839		199.5	2:17.622		15	51.104		42.397		43.581		201.6	2:17.082			
4	51.207		<u>42.296</u>		43.821		199.8	2:17.324		16	18:35.613		50.661		46.941		200.7	1:20:13.215			
5	50.895		42.391		43.727		199.6	2:17.013		17	51.381		42.524		43.713		199.6	2:17.618			
6	03:55.825		48.780		44.765		200.0	1:05:29.370		18	51.131		42.606		43.723		<u>201.9</u>	2:17.460			
7	51.752		42.929		44.277		200.2	2:18.958		19	51.359		44.442		Pit In		201.0	2:36.014			
8	51.011		42.685		<u>43.427</u>		200.7	2:17.123		20	Pit Out		47.119		46.585			1:09:49.611			
9	<u>50.710</u>		42.681		43.450		200.6	<u>2:16.841</u>		21	51.355		42.535		43.997		198.7	2:17.887			
10	51.055		42.377		43.575		201.2	2:17.007		22	50.970		42.490		43.836		198.7	2:17.296			
11	52:13.125		46.916		47.792		<u>201.9</u>	1:53:47.833		23	50.860		42.505		43.715		198.6	2:17.080			
12	51.626		42.778		43.830		200.3	2:18.234		24	1:00.528		51.079		Pit In		199.1	2:55.592			

163											FORD FIESTA ST										
lap	Sect-1	Speed	Sect-2	Speed	Sect-3	Speed	TopSpeed	laptime	pit	lap	Sect-1	Speed	Sect-2	Speed	Sect-3	Speed	Topspeed	laptime	pit		
1	Pit Out		1:07.311		53.507			3:19.558		13	54.358		48.175		52.705		188.0	2:35.238			
2	55.117		46.963		47.930		185.8	2:30.010		14	1:03.209		1:06.302		Pit In		152.9	3:30.307			
3	54.853		3:22.446		48.472		188.6	5:05.771		15	Pit Out		1:04.792		1:02.668			1:00:05.092			
4	54.521		46.530		47.660		186.3	2:28.711		16	54.535		46.269		47.288		187.9	2:28.092			
5	1:05.792		1:00.793		Pit In		188.0	3:28.736		17	54.648		<u>45.430</u>		<u>46.792</u>		186.4	<u>2:26.870</u>			
6	Pit Out		54.658		49.556			59:53.124		18	1:05.237		59.591		57.987		178.3	3:02.815			
7	<u>54.260</u>		3:44.032		55.524		185.8	5:33.816		19	54.760		45.924		47.432		187.9	2:28.116			
8	54.645		46.074		47.413		187.5	2:28.132		20	17:21.086		48.279		48.630		186.9	1:18:57.995			
9	54:20.152		1:01.162		53.341		188.9	1:56:14.655		21	54.587		45.742		47.268		185.7	2:27.597			
10	54.554		46.249		47.683		<u>189.9</u>	2:28.486 D		22	55.034		48.945		47.762		184.2	2:31.741			
11	54.704		46.219		47.930		188.6	2:28.853		23	54.702		45.785		55.293		186.9	2:35.780			
12	54.484		45.681		47.089		187.5	2:27.254		24	1:06.535		1:00.273		Pit In		132.7	3:20.442			

173											Subaru Impreza WRX STI										
lap	Sect-1	Speed	Sect-2	Speed	Sect-3	Speed	TopSpeed	laptime	pit	lap	Sect-1	Speed	Sect-2	Speed	Sect-3	Speed	Topspeed	laptime	pit		
1	Pit Out		1:15.489		1:14.880			3:53.579		14	1:22.298		1:08.959		51.358		208.2	3:22.615			
2	57.314		45.746		46.149		193.3	2:29.209		15	50.897		43.223		44.231		216.3	2:18.351			
3	54.256		44.440		44.342		187.4	2:23.038		16	1:08.283		1:00.812		Pit In		215.2	3:31.460			
4	1:30.072		52.737		49.966		213.1	3:12.775		17	Pit Out		1:01.700		1:06.156			1:00:25.324			
5	52.468		44.626		44.349		212.9	2:21.443		18	<u>50.682</u>		42.688		43.796		214.2	<u>2:17.166</u>			
6	1:08.990		1:01.354		Pit In		214.8	7:22.731		19	1:03.947		1:01.907		53.617		215.7	2:59.471			
7	Pit Out		56.813		1:02.430			56:14.007		20	52.178		43.033		56.815		<u>216.9</u>	2:32.026 D			
8	51.774		43.634		43.503		214.9	2:18.911		21	25:23.330		1:10.135		53.917		215.4	1:27:27.382			



## RHHCC 2023 Igora Drive

RHHCC

13 August 2023

Laps and Sector Times - All Day Heats

Igora Drive - 5183 mtr.


9	52.382	45.694	56.222	214.6	2:34.298	D	22	52.021	43.139	43.835	214.9	2:18.995
10	1:16.442	58.061	Pit In	115.1	3:41.086		23	59.112	59.293	50.193	203.3	2:48.598
11	Pit Out	1:02.961	1:11.617		1:55:26.678		24	51.355	42.668	43.697	214.6	2:17.720
12	52.145	<u>42.403</u>	<u>43.401</u>	214.5	2:17.949		25	1:03.325	1:00.686	Pit In	212.9	3:21.264
13	51.439	43.304	44.425	213.8	2:19.168		26					

200							bmw m4												
lap	Sect-1	Speed	Sect-2	Speed	Sect-3	Speed	TopSpeed	laptime	pit	lap	Sect-1	Speed	Sect-2	Speed	Sect-3	Speed	Topspeed	laptime	pit
1	Pit Out		47.465		45.674			2:46.944		15	48.308		40.231		41.098		225.4	2:09.637	
2	50.872		42.677		43.776		229.2	2:17.325		16	<u>48.164</u>		<u>39.847</u>		40.971		226.3	2:08.982	
3	50.094		42.318		42.313		226.4	2:14.725		17	52.616		51.572		Pit In		225.9	3:05.823	
4	49.994		42.133		41.983		227.1	2:14.110		18	Pit Out		1:08.181		51.024			1:18:25.051	
5	49.837		41.646		44.048		226.3	2:15.531		19	50.444		40.795		41.354		231.8	2:12.593	
6	53:23.296		55.256		45.777		224.4	1:55:04.329		20	49.408		41.204		41.482		226.4	2:12.094	
7	50.085		41.148		41.827		<u>232.0</u>	2:13.060		21	48.941		40.591		41.320		225.4	2:10.852	
8	49.919		41.808		42.054		228.5	2:13.781		22	48.670		40.959		41.043		224.9	2:10.672	
9	49.554		40.811		41.378		226.6	2:11.743		23	55.221		43.547		Pit In		225.1	2:47.926	
10	49.058		40.306		40.871		225.6	2:10.235		24	Pit Out		54.660		46.772			1:01:44.108	
11	56.730		41.216		Pit In		225.9	2:37.083		25	48.924		40.056		40.553		230.4	2:09.533	
12	Pit Out		41.164		44.083			1:01:50.818		26	48.543		40.073		41.388		226.8	2:10.004	
13	50.044		40.961		41.569		228.8	2:12.574		27	48.646		39.893		<u>40.414</u>		225.2	<u>2:08.953</u>	
14	49.417		41.546		41.705		228.0	2:12.668		28	1:01.292		49.794		Pit In		226.1	3:03.604	

250							BMW 318ti												
lap	Sect-1	Speed	Sect-2	Speed	Sect-3	Speed	TopSpeed	laptime	pit	lap	Sect-1	Speed	Sect-2	Speed	Sect-3	Speed	Topspeed	laptime	pit
1	Pit Out		1:04.884		1:02.312			3:48.724		12	Pit Out		1:05.128		57.415			1:49:29.235	
2	58.563		49.987		52.148		152.3	2:40.698		13	<u>56.121</u>		48.791		52.108		156.5	2:37.020	
3	56.834		49.309		50.873		158.4	2:37.016		14	56.351		48.873		50.640		<u>160.6</u>	<u>2:35.864</u>	
4	56.842		48.589		51.195		158.8	2:36.626		15	1:05.066		52.058		51.943		156.5	2:49.067	
5	56.864		49.274		50.961		155.5	2:37.099		16	56.960		49.043		<u>50.629</u>		152.0	2:36.632	
6	01:09.161		1:02.646		54.254		156.6	1:03:06.061		17	1:08.754		58.207		Pit In		158.2	3:15.347	
7	56.702		<u>48.532</u>		51.176		156.2	2:36.410		18	Pit Out		1:07.172		59.396			59:24.459	
8	56.471		54.958		53.852		155.6	2:45.281		19	56.426		48.899		51.473		157.3	2:36.798	D
9	1:07.520		51.400		51.585		151.0	2:50.505		20	57.585		49.308		51.589		154.0	2:38.482	
10	56.501		49.223		51.870		151.8	2:37.594		21	57.213		49.118		Pit In		152.3	3:56.915	
11	1:14.711		1:05.133		Pit In		149.7	3:42.260		22									

401							Honda												
lap	Sect-1	Speed	Sect-2	Speed	Sect-3	Speed	TopSpeed	laptime	pit	lap	Sect-1	Speed	Sect-2	Speed	Sect-3	Speed	Topspeed	laptime	pit
1	Pit Out		1:12.732		1:01.567			3:26.447		14	55.547		50.832		52.171		183.5	2:38.550	D
2	54.904		45.574		47.473		182.3	2:27.951		15	54.685		45.857		47.775		182.1	2:28.317	
3	54.783		45.898		47.269		183.9	2:27.950		16	1:09.175		52.412		Pit In		181.7	3:15.736	
4	54.814		53.600		49.477		184.5	2:37.891		17	Pit Out		52.324		1:16.989			1:15:52.910	
5	54.352		45.329		48.049		184.5	2:27.730		18	55.427		45.908		47.916		182.6	2:29.251	
6	02:37.798		1:01.357		1:11.452		185.2	1:04:50.607		19	54.605		45.487		47.780		182.4	2:27.872	
7	54.799		45.750		47.308		182.7	2:27.857		20	54.552		45.698		47.664		182.4	2:27.914	
8	54.473		45.743		<u>47.020</u>		184.3	2:27.236		21	54.903		58.215		55.456		182.9	2:48.574	
9	54.431		45.302		48.106		185.2	2:27.839		22	1:12.829		1:02.100		Pit In		145.5	3:28.825	
10	<u>54.184</u>		<u>45.224</u>		47.265		185.4	<u>2:26.673</u>		23	Pit Out		1:04.670		52.777			1:03:12.439	
11	50:52.252		1:08.274		58.412		<u>187.3</u>	1:52:58.938		24	54.303		45.535		47.336		183.6	2:27.174	
12	54.984		45.863		47.994		182.0	2:28.841		25	54.964		45.298		47.805		183.3	2:28.067	
13	55.255		46.316		52.095		182.6	2:33.666		26	59.116		50.414		Pit In		183.0	2:51.313	

444							Seat Leon												
lap	Sect-1	Speed	Sect-2	Speed	Sect-3	Speed	TopSpeed	laptime	pit	lap	Sect-1	Speed	Sect-2	Speed	Sect-3	Speed	Topspeed	laptime	pit
1	Pit Out		1:10.054		49.402			3:22.046		16	49.967		40.982		42.135		216.5	2:13.084	
2	51.426		43.116		42.283		218.5	2:16.825		17	49.598		40.956		42.363		216.0	2:12.917	
3	50.215		42.061		44.058		<u>220.6</u>	2:16.334		18	58.429		51.967		Pit In		219.2	2:52.867	
4	50.103		43.044		43.022		220.4	2:16.169		19	Pit Out		1:03.113		44.588			1:17:18.600	
5	49.997		41.616		42.155		219.8	2:13.768		20	49.498		<u>40.632</u>		41.719		216.8	2:11.849	
6	1:00.430		58.737		Pit In		220.1	3:03.320		21	49.612		41.269		42.038		216.2	2:12.919	
7	Pit Out		46.630		43.470			1:52:22.494		22	49.475		40.797		42.396		214.5	2:12.668	
8	51.284		41.451		42.018		218.5	2:14.753		23	51.913		48.062		45.883		211.6	2:25.858	
9	49.682		42.551		42.324		219.3	2:14.557		24	57.760		48.129		Pit In		189.4	2:43.448	
10	50.144		41.283		42.068		214.9	2:13.495		25	Pit Out		55.102		46.377			1:02:01.203	
11	49.404		41.450		42.016		218.2	2:12.870		26	49.399		40.773		41.755		<u>220.6</u>	2:11.927	
12	1:02.591		53.389		Pit In		218.0	3:06.588		27	49.341		40.996		41.870		217.6	2:12.207	
13	Pit Out		1:06.044		45.888			1:00:49.906		28	49.571		40.902		41.852		214.5	2:12.325	



## RHHCC 2023 Igora Drive

RHHCC

13 August 2023

Laps and Sector Times - All Day Heats

Igora Drive - 5183 mtr.

14	<u>49.280</u>	40.848	<u>41.582</u>	219.6	<u>2:11.710</u>	29	1:00.589	51.630	Pit In	218.8	2:55.448
15	49.771	41.357	42.790	219.2	2:13.918	30					


444											SEAT superC UPRA										
lap	Sect-1	Speed	Sect-2	Speed	Sect-3	Speed	TopSpeed	laptime	pit	lap	Sect-1	Speed	Sect-2	Speed	Sect-3	Speed	Topspeed	laptime	pit		
1	Pit Out		1:13.762		1:12.712			3:48.640		14	49.617		41.052		41.649		219.2	2:12.318			
2	59.428		46.166		44.211		144.0	2:29.805		15	49.313		41.009		<u>41.555</u>		218.7	2:11.877			
3	51.408		43.681		43.743		216.9	2:18.832		16	1:02.100		59.824		Pit In		220.1	3:16.838			
4	51.377		42.644		43.499		216.9	2:17.520		17	Pit Out		55.737		48.845			1:06:43.985			
5	51.863		45.453		51.960		216.6	2:29.276		18	53.134		44.401		45.578		184.5	2:23.113			
6	1:03.336		57.285		Pit In		152.4	3:18.867		19	49.606		41.122		58.592		216.9	2:29.320			
7	Pit Out		55.915		1:03.555			1:01:13.710		20	59.977		48.931		Pit In		134.5	3:01.623			
8	52.496		44.560		43.897		191.8	2:20.953 D		21	Pit Out		1:26.034		54.234			1:23:19.044			
9	49.363		41.557		42.310		218.8	2:13.230		22	49.173		41.140		43.245		216.5	2:13.558			
10	59.012		42.894		Pit In		<u>220.8</u>	2:52.189		23	49.106		41.190		42.431		216.2	2:12.727			
11	Pit Out		1:03.165		1:01.815			1:56:18.786		24	49.033		<u>40.850</u>		41.710		217.7	<u>2:11.593</u>			
12	50.007		42.754		42.820		218.8	2:15.581		25	1:02.309		1:03.555		Pit In		217.7	3:33.285			
13	<u>48.990</u>		41.936		43.583		217.9	2:14.509		26											

502											Honda Nesmeyan R2Day										
lap	Sect-1	Speed	Sect-2	Speed	Sect-3	Speed	TopSpeed	laptime	pit	lap	Sect-1	Speed	Sect-2	Speed	Sect-3	Speed	Topspeed	laptime	pit		
1	Pit Out		1:18.134		1:20.909			4:04.886		10	56:30.847		1:17.068		1:08.402		177.0	1:58:56.317			
2	54.134		44.974		51.192		174.9	2:30.300 D		11	1:02.502		47.594		49.804		176.1	2:39.900 D			
3	53.302		45.564		47.300		177.2	2:26.166		12	52.917		44.358		52.657		177.4	2:29.932 D			
4	53.511		45.291		49.993		175.8	2:28.795 D		13	52.012		44.131		48.919		177.7	2:25.062			
5	53.197		45.080		47.843		176.7	2:26.120		14	1:00.131		55.973		Pit In		<u>178.7</u>	2:59.027			
6	1:04.785		57.918		Pit In		174.6	5:20.584		15	Pit Out		1:10.863		1:05.725			1:03:38.489			
7	Pit Out		1:28.525		1:02.214			59:01.768		16	1:11.838		51.276		47.224		175.7	2:50.338 D			
8	1:04.160		44.378		47.033		175.8	2:35.571		17	51.908		44.027		48.034		175.7	2:23.969			
9	52.044		<u>43.967</u>		<u>45.638</u>		176.7	<u>2:21.649</u>		18	51.921		44.391		46.118		174.4	2:22.430			

522											Subaru Impreza WRX STi GD										
lap	Sect-1	Speed	Sect-2	Speed	Sect-3	Speed	TopSpeed	laptime	pit	lap	Sect-1	Speed	Sect-2	Speed	Sect-3	Speed	Topspeed	laptime	pit		
1	Pit Out		1:19.135		55.100			3:35.409		14	49.605		44.840		51.913		215.4	2:26.358 D			
2	53.056		1:10.632		57.547		212.5	3:01.235		15	50.442		41.780		42.482		214.0	2:14.704 D			
3	50.058		41.910		41.896		213.1	2:13.864		16	02:38.700		1:00.088		51.120		213.1	1:04:29.908			
4	1:01.527		1:02.645		54.622		212.6	2:58.794		17	49.578		41.204		50.056		<u>217.1</u>	2:20.838			
5	49.815		41.895		<u>41.645</u>		213.8	2:13.355		18	56.732		45.037		45.442		128.5	2:27.211			
6	01:47.899		49.317		45.975		212.9	1:03:23.191		19	50.094		41.064		42.717		213.8	2:13.875			
7	<u>49.186</u>		41.253		41.760		213.8	<u>2:12.199</u>		20	49.887		41.254		42.166		212.8	2:13.307			
8	1:01.802		52.394		50.603		213.7	2:44.799		21	24:14.382		48.423		45.613		212.6	1:25:48.418			
9	49.889		49.807		46.655		214.8	2:26.351		22	49.845		41.284		42.355		213.8	2:13.484			
10	1:16.935		1:08.197		Pit In		206.4	3:47.731		23	56.785		45.799		44.708		212.6	2:27.292			
11	Pit Out		59.820		47.598			1:52:54.960		24	49.485		<u>40.932</u>		42.350		214.6	2:12.767			
12	49.763		41.526		42.187		214.3	2:13.476		25	1:15.261		1:00.840		Pit In		212.6	3:28.700			
13	59.121		1:07.707		50.945		213.4	2:57.773		26											

550											subaru GRB										
lap	Sect-1	Speed	Sect-2	Speed	Sect-3	Speed	TopSpeed	laptime	pit	lap	Sect-1	Speed	Sect-2	Speed	Sect-3	Speed	Topspeed	laptime	pit		
1	Pit Out		1:14.754		50.472			3:26.605		14	<u>48.785</u>		40.960		<u>41.635</u>		222.1	<u>2:11.380</u>			
2	50.418		41.396		42.170		218.5	2:13.984		15	49.293		40.724		42.228		221.7	2:12.245 D			
3	1:02.941		52.775		48.914		221.7	2:44.630		16	1:15.270		59.971		Pit In		221.1	3:19.601			
4	49.169		40.635		41.902		<u>222.2</u>	2:11.706		17	Pit Out		1:00.274		52.316			1:01:20.617			
5	1:07.078		53.948		Pit In		215.4	3:14.254		18	49.654		41.268		42.665		218.5	2:13.587			
6	Pit Out		51.759		46.419			1:03:26.396		19	57.665		49.348		51.180		220.0	2:38.193			
7	48.850		<u>40.483</u>		42.037		220.8	2:11.370 D		20	49.573		40.950		42.251		219.0	2:12.774			
8	1:00.649		58.381		48.400		221.6	2:47.430		21	49.572		1:02.343		Pit In		219.8	2:57.543			
9	48.864		40.948		41.966		221.6	2:11.778		22	Pit Out		51.333		48.621			1:25:10.779			
10	48.965		1:14.477		Pit In		222.1	3:23.088		23	49.578		41.206		42.254		217.6	2:13.038			
11	Pit Out		1:03.153		49.629			1:53:52.251		24	57.287		52.556		46.551		217.1	2:36.394			
12	49.827		41.342		42.167		220.4	2:13.336		25	49.400		40.961		42.473		213.4	2:12.834			
13	1:02.927		1:01.979		52.247		221.3	2:57.153		26	1:02.011		1:00.717		Pit In		214.8	3:14.320			

555											Porsche cayman										
lap	Sect-1	Speed	Sect-2	Speed	Sect-3	Speed	TopSpeed	laptime	pit	lap	Sect-1	Speed	Sect-2	Speed	Sect-3	Speed	Topspeed	laptime	pit		
1	Pit Out		47.893		44.037			2:33.384		9	50.217		41.672		41.544		224.2	2:13.433			
2	50.581		43.976		44.163		224.9	2:18.720 D		10	50.081		<u>41.226</u>		41.711		224.6	<u>2:13.018</u>			



## RHHCC 2023 Igora Drive

RHHCC

13 August 2023

Laps and Sector Times - All Day Heats

Igora Drive - 5183 mtr.


3	50.007	42.408	41.491	226.4	2:13.906	11	57.465	48.232	Pit In	223.9	2:50.927
4	49.926	41.755	42.189	226.3	2:13.870 D	12	Pit Out	52.650	45.344		l: 02:57.287
5	58.990	50.150	42.189	225.2	2:53.220	13	49.794	41.361	41.991	226.6	2:13.146
6	Pit Out	43.720	41.984		l:19:05.234	14	49.652	41.480	42.541	226.6	2:13.673 D
7	<u>49.598</u>	41.393	43.243	<u>227.1</u>	2:14.234 D	15	50.078	41.999	<u>41.469</u>	225.2	2:13.546
8	1:00.541	56.299	42.571	<u>227.1</u>	2:39.411	16					

641																					
lap	Sect-1	Speed	Sect-2	Speed	Sect-3	Speed	TopSpeed	laptime	pit	lap	Sect-1	Speed	Sect-2	Speed	Sect-3	Speed	Topspeed	laptime	pit		
1	Pit Out		59.057		54.341			3:16.280		14	52.907		45.211		46.785		175.3	2:24.903			
2	53.784		46.417		47.619		175.0	2:27.820		15	53.241		45.338		46.824		175.7	2:25.403			
3	53.669		45.582		47.105		<u>178.1</u>	2:26.356		16	1:09.690		1:05.004		Pit In		175.7	3:28.144			
4	53.654		45.415		47.043		175.7	2:26.112		17	Pit Out		51.977		48.284			l: 00:13.186			
5	54.221		54.301		Pit In		176.5	2:57.482		18	53.028		45.154		46.696		176.5	2:24.878 D			
6	Pit Out		51.695		48.496			l:03:01.210		19	53.184		45.490		46.680		176.7	2:25.354			
7	52.993		45.314		47.019		175.2	2:25.326		20	53.037		45.320		<u>46.511</u>		176.6	2:24.868			
8	53.016		45.177		46.911		175.8	2:25.104		21	53.210		45.514		47.020		176.6	2:25.744			
9	53.091		45.207		46.522		175.1	2:24.820		22	18:51.306		54.527		48.637		176.7	l:20:34.470			
10	53.080		45.167		46.562		175.7	<u>2:24.809</u>		23	<u>52.684</u>		<u>44.995</u>		46.654		175.4	2:24.333 D			
11	52:44.912		52.232		49.175		177.2	l:54:26.319		24	52.995		45.321		46.796		175.7	2:25.112			
12	53.309		45.136		46.919		176.0	2:25.364		25	53.265		45.200		46.980		175.0	2:25.445			
13	53.421		45.145		47.037		175.2	2:25.603		26	1:08.771		1:05.076		Pit In		175.7	3:27.297			

666											Toyota GT86										
lap	Sect-1	Speed	Sect-2	Speed	Sect-3	Speed	TopSpeed	laptime	pit	lap	Sect-1	Speed	Sect-2	Speed	Sect-3	Speed	Topspeed	laptime	pit		
1	Pit Out		45.933		47.117			2:37.876		15	53.749		44.568		46.530		189.3	2:24.847			
2	53.661		45.462		46.415		186.3	2:25.538		16	53.555		45.154		46.928		186.9	2:25.637			
3	52.923		45.510		46.579		188.7	2:25.012 D		17	1:04.000		56.640		Pit In		186.9	3:07.461			
4	53.455		45.036		46.556		188.9	2:25.047 D		18	Pit Out		50.590		47.142			l:16:25.481			
5	<u>52.832</u>		44.573		46.399		188.0	2:23.804 D		19	53.257		44.656		<u>46.213</u>		189.2	2:24.126			
6	03:39.008		53.710		49.221		187.3	l:05:21.939		20	53.288		45.554		46.470		<u>189.4</u>	2:25.312 D			
7	53.272		44.863		46.712		188.1	2:24.847		21	52.987		44.776		46.455		188.8	2:24.218			
8	52.950		45.479		46.236		188.8	2:24.665 D		22	53.391		44.685		46.347		186.7	2:24.423			
9	53.269		44.583		46.389		188.2	2:24.241		23	57.845		52.689		Pit In		187.4	2:56.348			
10	52.967		44.899		46.245		188.4	<u>2:24.111</u>		24	Pit Out		1:00.128		55.844			l:04:41.236			
11	1:02.204		55.965		Pit In		188.1	3:05.798		25	53.205		44.587		46.638		187.8	2:24.430			
12	Pit Out		52.699		49.836			l:50:27.890		26	53.204		44.889		47.075		188.6	2:25.168			
13	53.263		<u>44.506</u>		46.634		187.7	2:24.403		27	53.302		44.857		46.881		188.6	2:25.040			
14	54.036		51.250		51.945		188.6	2:37.231		28	1:00.465		56.181		Pit In		187.8	3:01.704			

686											Ford Fiesta										
lap	Sect-1	Speed	Sect-2	Speed	Sect-3	Speed	TopSpeed	laptime	pit	lap	Sect-1	Speed	Sect-2	Speed	Sect-3	Speed	Topspeed	laptime	pit		
1	Pit Out		1:16.287		1:01.773			3:45.244		15	58.997		49.143		51.784		<u>162.6</u>	2:39.924			
2	59.984		51.622		52.626		162.2	2:44.232		16	58.523		<u>48.996</u>		52.592		<u>162.6</u>	2:40.111			
3	59.512		55.343		52.110		160.2	2:46.965		17	1:08.813		1:00.483		Pit In		160.8	3:27.604			
4	1:03.985		50.549		52.002		159.8	2:46.536		18	Pit Out		1:05.683		59.532			59:08.294			
5	58.974		52.287		56.798		160.6	2:48.059		19	<u>57.313</u>		49.522		51.765		161.9	<u>2:38.600</u>			
6	00:58.064		1:00.570		54.323		159.6	l:02:52.957		20	57.909		49.087		52.828		162.2	2:39.824			
7	57.980		49.258		52.636		<u>162.6</u>	2:39.874		21	59.057		49.656		51.711		161.6	2:40.424			
8	58.032		51.593		52.509		159.5	2:42.134		22	59.225		49.909		52.338		161.9	2:41.472			
9	1:01.530		50.979		53.535		161.6	2:46.044		23	17:18.201		1:08.558		54.344		160.2	l:19:21.103			
10	58.928		51.583		51.834		162.3	2:42.345		24	58.002		49.404		51.602		159.0	2:39.008			
11	58.511		54.183		Pit In		161.1	3:12.852		25	59.976		49.946		<u>51.532</u>		160.6	2:41.454			
12	Pit Out		1:03.867		56.417			l:49:53.496		26	58.732		49.237		51.940		160.3	2:39.909 D			
13	1:00.105		49.331		53.099		162.3	2:42.535		27	1:10.127		1:07.353		Pit In		159.4	3:39.271			
14	58.217		49.764		52.159		159.7	2:40.140		28											

707											Subaru BRZ										
lap	Sect-1	Speed	Sect-2	Speed	Sect-3	Speed	TopSpeed	laptime	pit	lap	Sect-1	Speed	Sect-2	Speed	Sect-3	Speed	Topspeed	laptime	pit		
1	Pit Out		1:00.291		55.390			3:21.908		14	54.017		45.464		47.334		183.0	2:26.815			
2	58.781		50.903		50.700		180.5	2:40.384		15	53.946		45.382		47.638		183.0	2:26.966			
3	57.366		50.070		49.495		181.3	2:36.931		16	1:00.702		55.373		Pit In		181.5	3:09.178			
4	56.325		49.146		48.250		181.4	2:33.721		17	Pit Out		1:02.939		49.522			l:00:17.603			
5	55.560		47.786		48.701		182.3	2:32.047		18	53.760		45.186		47.162		182.1	2:26.108			
6	00:48.141		54.784		49.528		181.1	l:02:32.453		19	53.909		45.486		46.905		183.9	2:26.300			
7	53.922		46.139		47.277		180.6	2:27.338		20	54.301		45.097		47.301		183.2	2:26.699			
8	53.668		45.976		47.107		182.4	2:26.751		21	54.046		45.371		47.435		184.1	2:26.852 D			
9	<u>53.547</u>		45.457		47.164		183.2	2:26.168		22	18:44.448		50.206		51.026		181.6	l:20:25.680			



## RHHCC 2023 Igora Drive

RHHCC

13 August 2023

Laps and Sector Times - All Day Heats

Igora Drive - 5183 mtr.

10	53.876	45.304	47.233	181.5	2:26.413	23	54.646	45.281	46.898	182.3	2:26.825
11	52:53.101	49.668	48.923	181.6	1:54:31.692	24	53.679	48.829	<u>46.688</u>	183.3	2:29.196
12	54.403	45.694	51.331	181.4	2:31.428	25	53.669	<u>44.713</u>	46.771	<u>184.2</u>	<u>2:25.153</u>
13	53.794	45.163	47.481	181.7	2:26.438	26	1:02.454	1:00.499	Pit In	<u>184.2</u>	3:17.820

777										Mazda MX-5									
lap	Sect-1	Speed	Sect-2	Speed	Sect-3	Speed	TopSpeed	laptime	pit	lap	Sect-1	Speed	Sect-2	Speed	Sect-3	Speed	Topspeed	laptime	pit
1	Pit Out		1:22.277		1:04.588			3:43.377		13	1:07.128		1:08.923		Pit In		<u>181.4</u>	3:24.649	
2	55.219		45.884		47.528		169.6	2:28.631		14	Pit Out		1:19.113		1:04.863			1:21:23.531	
3	53.381		45.349		46.489		175.3	2:25.219		15	54.008		45.111		47.381		178.3	2:26.500	
4	53.548		44.887		46.931		178.9	2:25.366		16	52.718		44.431		46.667		178.9	2:23.816	D
5	04:55.415		1:25.921		1:16.696		177.7	1:07:38.032		17	52.901		<u>44.297</u>		46.835		179.1	2:24.033	D
6	54.033		44.897		46.222		173.1	2:25.152		18	53.095		44.447		46.443		178.5	2:23.985	D
7	53.125		52.927		49.749		178.1	2:35.801	D	19	1:03.406		55.196		Pit In		178.8	3:01.916	
8	53.203		44.988		46.152		177.6	2:24.343		20	Pit Out		1:15.816		57.043			1:03:59.245	
9	1:04.966		53.999		Pit In		179.5	3:06.978		21	54.447		45.223		46.650		169.6	2:26.320	
10	Pit Out		1:29.364		53.847			1:52:11.008		22	53.656		45.041		46.587		176.4	2:25.284	
11	52.883		45.017		<u>45.961</u>		178.5	2:23.861	D	23	53.207		45.148		47.192		176.8	2:25.547	
12	<u>52.597</u>		44.430		46.279		181.2	<u>2:23.306</u>		24	1:02.684		57.959		Pit In		176.0	3:12.093	

777										Mazda MX-5									
lap	Sect-1	Speed	Sect-2	Speed	Sect-3	Speed	TopSpeed	laptime	pit	lap	Sect-1	Speed	Sect-2	Speed	Sect-3	Speed	Topspeed	laptime	pit
1	Pit Out		1:01.997		52.026			3:17.848		15	56.115		50.756		51.387		177.6	2:38.258	
2	57.590		50.680		49.414		174.3	2:37.684		16	52.939		44.767		47.349		177.4	2:25.055	D
3	54.777		45.867		47.599		172.8	2:28.243		17	<u>52.638</u>		44.859		46.606		179.2	2:24.103	D
4	54.713		47.404		48.400		178.2	2:30.517	D	18	1:05.553		55.862		Pit In		181.3	3:12.875	
5	54.000		45.842		47.699		176.4	2:27.541	D	19	Pit Out		1:02.605		49.131			1:00:18.874	
6	1:04.416		1:07.650		Pit In		175.4	3:33.305		20	53.254		44.796		46.692		176.7	2:24.742	D
7	Pit Out		1:09.338		1:06.675			1:01:05.648		21	53.051		54.907		50.335		179.6	2:38.293	D
8	53.579		45.484		47.270		175.1	2:26.333		22	52.735		44.971		46.818		179.5	2:24.524	
9	57.659		1:03.000		1:02.476		176.9	3:03.135		23	52.776		44.760		<u>46.130</u>		179.5	2:23.666	D
10	53.532		45.405		52.330		176.4	2:31.267		24	18:42.880		51.600		52.152		<u>182.2</u>	1:20:26.632	
11	53.903		45.569		47.315		165.3	2:26.787	D	25	53.368		45.269		46.684		179.1	2:25.321	
12	1:01.479		58.159		Pit In		176.4	3:13.757		26	52.691		<u>44.525</u>		47.125		178.7	<u>2:24.341</u>	
13	Pit Out		55.380		48.432			1:49:08.333		27	52.737		50.888		52.826		178.7	2:36.451	
14	53.796		45.149		47.121		177.0	2:26.066		28	1:11.861		59.703		Pit In		120.7	3:21.213	

888										Mitsubishi Lancer Evolution X									
lap	Sect-1	Speed	Sect-2	Speed	Sect-3	Speed	TopSpeed	laptime	pit	lap	Sect-1	Speed	Sect-2	Speed	Sect-3	Speed	Topspeed	laptime	pit
1	Pit Out		1:09.397		50.737			3:21.891		14	49.484		41.181		42.082		<u>221.3</u>	2:12.747	
2	50.913		42.241		43.282		214.8	2:16.436		15	58.576		55.727		Pit In		220.1	3:11.005	
3	1:00.283		53.617		50.123		214.9	2:44.023		16	Pit Out		51.869		48.488			1:03:49.594	
4	49.945		41.526		42.892		217.9	2:14.363		17	49.661		41.635		42.163		217.3	2:13.459	
5	58.170		55.606		Pit In		215.1	3:11.754		18	58.911		54.667		48.870		217.1	2:42.448	
6	Pit Out		50.950		47.733			1:03:35.469		19	49.717		41.292		41.906		216.9	2:12.915	
7	49.411		41.315		41.970		217.7	2:12.696		20	59.808		59.044		Pit In		216.3	3:08.155	
8	58.018		57.778		49.634		218.4	2:45.430		21	Pit Out		50.060		45.953			1:25:11.631	
9	49.300		41.620		<u>41.733</u>		220.1	<u>2:12.653</u>		22	49.609		41.649		42.085		215.4	2:13.343	
10	58.297		1:03.700		Pit In		218.5	3:24.137		23	55.006		50.382		45.677		214.8	2:31.065	
11	Pit Out		55.602		49.329			1:53:21.746		24	49.497		41.440		41.954		215.2	2:12.891	
12	<u>49.199</u>		<u>41.122</u>		42.061		219.8	2:12.382	D	25	1:02.469		54.684		Pit In		214.6	3:13.542	
13	1:00.828		54.510		47.123		220.1	2:42.461		26									

911										Renault Megane RS									
lap	Sect-1	Speed	Sect-2	Speed	Sect-3	Speed	TopSpeed	laptime	pit	lap	Sect-1	Speed	Sect-2	Speed	Sect-3	Speed	Topspeed	laptime	pit
1	Pit Out		48.147		49.958			2:44.200		15	1:06.780		1:01.590		56.345		193.7	3:04.715	
2	57.576		46.433		50.459		194.2	2:34.468		16	1:06.869		1:05.982		Pit In		172.0	3:27.941	
3	1:06.810		55.797		51.898		194.6	2:54.505		17	Pit Out		51.301		51.927			1:14:49.347	
4	57.016		45.836		48.075		195.1	2:30.927		18	56.743		46.039		50.313		170.3	2:33.095	
5	56.267		45.965		47.818		193.2	2:30.050		19	1:00.578		59.318		51.962		192.5	2:51.858	
6	1:03.319		56.848		Pit In		194.7	3:14.362		20	55.563		45.859		48.049		194.0	2:29.471	
7	Pit Out		48.124		50.399			1:01:23.511		21	55.929		46.076		47.779		192.7	2:29.784	
8	59.172		47.401		49.605		196.1	2:36.178		22	1:12.323		1:03.661		Pit In		192.1	3:26.156	
9	55.457		46.078		48.839		193.3	2:30.374		23	Pit Out		47.835		53.333			1:03:09.526	
10	1:07.082		53.780		Pit In		194.8	3:12.673		24	<u>54.807</u>		45.599		48.441		195.6	2:28.847	
11	Pit Out		53.142		50.990			1:54:48.757		25	1:14.638		1:06.494		51.703		194.0	3:12.835	
12	55.336		45.995		48.516		<u>197.3</u>	2:29.847		26	55.093		<u>45.546</u>		<u>47.237</u>		195.2	<u>2:27.876</u>	
13	1:03.427		1:03.013		51.208		195.1	2:57.648		27	1:07.978		1:03.328		Pit In		189.1	3:24.385	





## RHHCC 2023 Igora Drive

RHHCC  
Laps and Sector Times - All Day Heats

13 August 2023  
Igora Drive - 5183 mtr.

14	56.170	45.821	49.018	195.3	2:31.009	28			
----	--------	--------	--------	-------	----------	----	--	--	--

950								Porsche Cayman 981S											
lap	Sect-1	Speed	Sect-2	Speed	Sect-3	Speed	TopSpeed	laptime	pit	lap	Sect-1	Speed	Sect-2	Speed	Sect-3	Speed	Topspeed	laptime	pit
1	Pit Out		1:00.290		1:03.866			3:19.661		14	1:09.280		58.293		Pit In		216.2	3:20.273	
2	52.393		52.857		46.213		219.3	2:31.463		15	Pit Out		51.835		47.696			1:15:23.449	
3	51.866		42.482		43.625		217.6	2:17.973 D		16	51.989		42.434		43.372		220.0	2:17.795	
4	<u>51.365</u>		51.469		52.491		216.2	2:35.325		17	55.212		59.133		49.289		216.6	2:43.634	
5	51.731		42.451		43.317		216.6	<u>2:17.499</u>		18	52.285		42.851		47.680		217.6	2:22.816	
6	51:46.663		46.332		46.601		216.2	1:53:19.596		19	1:10.628		57.663		58.464		143.4	3:06.755	
7	51.620		<u>42.012</u>		<u>43.104</u>		219.3	2:16.736 D		20	1:12.159		59.137		Pit In		133.4	3:24.570	
8	51.774		49.198		1:00.505		217.3	2:41.477		21	Pit Out		54.779		49.240			59:59.445	
9	07:34.273		57.982		45.053		217.9	1:09:17.308		22	52.364		42.168		43.312		219.8	2:17.844	
10					44.657		<u>220.1</u>	2:45.232		23	1:06.934		53.758		50.018		218.2	2:50.710	
11	52.023		43.049		43.680		218.7	2:18.752		24	52.096		42.220		43.635		218.4	2:17.951 D	
12	1:02.356		1:01.476		46.304		215.4	2:50.136		25	1:11.662		1:03.512		Pit In		215.2	3:23.572	
13	52.033		42.743		43.431		216.8	2:18.207		26									

958								Honda Civic											
lap	Sect-1	Speed	Sect-2	Speed	Sect-3	Speed	TopSpeed	laptime	pit	lap	Sect-1	Speed	Sect-2	Speed	Sect-3	Speed	Topspeed	laptime	pit
1	Pit Out		58.162		59.848			3:17.315		14	52.796		44.922		46.302		181.3	<u>2:24.020</u>	
2	54.831		46.012		46.958		175.1	2:27.801		15	52.924		49.773		46.073		181.4	2:28.770	
3	53.426		45.329		46.315		177.9	2:25.070		16	54.724		48.597		Pit In		181.1	2:49.358	
4	53.375		45.315		46.424		180.5	2:25.114		17	Pit Out		56.589		1:04.962			1:16:44.237	
5	53.130		45.184		Pit In		181.1	2:44.340		18	52.665		45.780		46.298		180.2	2:24.743	
6	Pit Out		1:01.227		1:08.408			1:04:48.202		19	52.616		45.171		46.325		181.3	2:24.112	
7	53.104		45.433		46.382		176.3	2:24.919		20	56.548		45.179		46.322		180.8	2:28.049	
8	53.044		45.529		46.167		179.7	2:24.740		21	53.627		49.653		Pit In		180.2	2:49.113	
9	52.884		45.428		46.175		180.8	2:24.487		22	Pit Out		1:04.361		52.849			1:06:54.249	
10	<u>52.307</u>		45.281		Pit In		181.1	2:43.588		23	53.232		45.363		46.365		176.7	2:24.960	
11	Pit Out		1:03.706		1:02.222			1:52:51.020		24	53.492		<u>44.879</u>		46.213		179.9	2:24.584	
12	53.365		45.592		46.237		177.4	2:25.194		25	53.182		45.099		<u>46.058</u>		180.6	2:24.339	
13	52.751		45.152		46.330		<u>182.0</u>	2:24.233		26	58.807		56.499		Pit In		181.0	3:05.674	

979								Subaru											
lap	Sect-1	Speed	Sect-2	Speed	Sect-3	Speed	TopSpeed	laptime	pit	lap	Sect-1	Speed	Sect-2	Speed	Sect-3	Speed	Topspeed	laptime	pit
1	Pit Out		57.842		59.130			3:25.847		14	56.378		47.172		50.020		175.8	2:33.570	
2	59.474		49.797		50.233		174.4	2:39.504		15	55.881		47.024		49.318		176.7	2:32.223	
3	58.877		51.754		51.486		176.5	2:42.117		16	57.727		46.816		50.061		176.0	2:34.604	
4	58.192		50.006		56.158		169.1	2:44.356		17	1:02.999		1:05.236		Pit In		176.1	3:29.843	
5	1:01.580		1:48.271		Pit In		154.2	4:08.498		18	Pit Out		56.552		1:43.713			1:00:24.772	
6	Pit Out		59.224		57.950			1:01:36.797		19	55.903		<u>46.595</u>		49.135		168.8	2:31.633 D	
7	56.454		47.347		49.173		171.1	2:32.974		20	56.905		47.156		50.013		176.7	2:34.074	
8	56.383		47.722		51.717		178.0	2:35.822		21	56.191		47.077		49.141		176.5	2:32.409	
9	56.106		47.383		49.331		<u>179.9</u>	2:32.820		22	56.247		51.644		56.509		175.7	2:44.400	
10	<u>55.811</u>		46.842		49.244		176.7	<u>2:31.897</u>		23	17:03.883		51.445		54.013		132.4	1:18:49.341	
11	1:05.403		1:07.419		Pit In		179.8	3:39.050		24	56.743		47.260		49.135		172.5	2:33.138	
12	Pit Out		54.612		56.287			1:49:49.261		25	56.190		46.921		<u>49.019</u>		177.0	2:32.130	
13	56.913		47.356		49.273		170.5	2:33.542		26	56.682		46.811		51.979		175.0	2:35.472	