

# Moto TrackDay 14.06.2023

## Igora Drive

Race

14 June 2023

Laps and Sector Times - Open1000 & Open600

- 5183 mtr.

1																			
lap	Sect-1	Speed	Sect-2	Speed	Sect-3	Speed	TopSpeed	laptime	pit	lap	Sect-1	Speed	Sect-2	Speed	Sect-3	Speed	Topspeed	laptime	pit
1			28.024		26.991			2:00.483		6	36.871		27.360		<u>26.544</u>		299.3	1:54.586	
2	37.036		27.541		26.638		297.6	1:55.229		7	37.887		28.057		27.175		293.5	1:57.457	
3	36.627		27.484		26.549		300.5	<u>1:54.534</u>		8	37.252		28.080		28.423		297.0	1:59.674	
4	<u>36.626</u>		<u>27.302</u>		26.890		<u>301.1</u>	1:54.774		9	40.653		29.645		29.067		235.3	2:05.024	
5	38.217		28.039		27.510		274.7	1:58.200		10									

3																			
lap	Sect-1	Speed	Sect-2	Speed	Sect-3	Speed	TopSpeed	laptime	pit	lap	Sect-1	Speed	Sect-2	Speed	Sect-3	Speed	Topspeed	laptime	pit
1			31.230		29.855			2:17.379		6	42.983		31.616		30.410		268.6	2:11.959	
2	43.502		30.976		29.717		263.1	2:10.677		7	43.774		31.881		30.972		269.8	2:13.202	
3	43.330		31.210		<u>29.539</u>		<u>272.2</u>	2:10.517		8	42.960		31.237		29.729		256.6	2:10.328	
4	43.569		<u>30.936</u>		29.779		262.4	2:10.649		9	47.297		31.524		29.825		262.0	2:15.880	
5	<u>42.555</u>		30.957		29.601		269.5	<u>2:09.768</u>		10									

4																			
lap	Sect-1	Speed	Sect-2	Speed	Sect-3	Speed	TopSpeed	laptime	pit	lap	Sect-1	Speed	Sect-2	Speed	Sect-3	Speed	Topspeed	laptime	pit
1			30.241		<u>29.389</u>			2:14.402		6	41.198		30.105		29.862		265.0	2:07.363	
2	<u>40.379</u>		30.061		29.742		262.7	2:07.949		7	43.954		30.259		29.845		281.7	2:10.427	
3	40.527		29.839		29.714		278.8	2:06.297		8	44.902		30.658		33.695		279.6	2:15.380	
4	40.407		<u>29.609</u>		29.589		279.8	<u>2:05.529</u>		9	41.447		30.137		29.970		263.1	2:07.658	
5	41.390		30.154		30.385		<u>285.1</u>	2:08.238		10									

5																			
lap	Sect-1	Speed	Sect-2	Speed	Sect-3	Speed	TopSpeed	laptime	pit	lap	Sect-1	Speed	Sect-2	Speed	Sect-3	Speed	Topspeed	laptime	pit
1	52.197		33.591		31.580		65.5	2:27.193		3	45.010		33.586		32.374		<u>262.2</u>	2:39.258	
2	<u>44.720</u>		<u>32.021</u>		<u>31.467</u>		248.7	<u>2:15.342</u>		4									



12																			
lap	Sect-1	Speed	Sect-2	Speed	Sect-3	Speed	TopSpeed	laptime	pit	lap	Sect-1	Speed	Sect-2	Speed	Sect-3	Speed	Topspeed	laptime	pit
1			32.139		31.578			2:22.223		6	42.264		31.863		30.400		<u>275.2</u>	2:11.747	
2	42.831		31.625		30.790		263.8	2:11.598		7	<u>41.999</u>		31.320		<u>29.747</u>		267.4	<u>2:09.377</u>	
3	43.350		31.237		30.269		267.8	2:11.350		8	42.250		<u>31.049</u>		29.941		272.0	2:09.747	
4	42.201		31.467		29.896		256.8	2:09.802		9	43.077		31.137		30.048		256.6	2:10.710	
5	42.291		31.054		29.752		268.1	2:09.650		10									

15																			
lap	Sect-1	Speed	Sect-2	Speed	Sect-3	Speed	TopSpeed	laptime	pit	lap	Sect-1	Speed	Sect-2	Speed	Sect-3	Speed	Topspeed	laptime	pit
1			32.144		30.206			2:20.108		6	41.944		30.765		29.574		267.1	2:08.919	
2	42.309		30.793		30.306		264.5	2:10.109		7	41.457		31.663		29.775		268.8	2:09.444	
3	41.796		31.091		29.784		269.3	2:09.268		8	41.604		30.614		29.723		<u>269.5</u>	2:08.599	
4	<u>41.285</u>		<u>30.122</u>		29.654		267.1	<u>2:07.654</u>		9	41.905		30.797		<u>29.524</u>		263.4	2:09.317	
5	42.035		30.325		30.415		264.5	2:09.100		10									

16																			
lap	Sect-1	Speed	Sect-2	Speed	Sect-3	Speed	TopSpeed	laptime	pit	lap	Sect-1	Speed	Sect-2	Speed	Sect-3	Speed	Topspeed	laptime	pit
1			29.026		28.346			2:05.791		6	39.106		29.106		28.548		285.7	2:01.854	
2	39.096		<u>28.917</u>		<u>27.995</u>		290.6	2:00.902		7	39.959		28.994		28.374		289.8	2:02.365	
3	<u>38.341</u>		29.122		28.315		<u>294.1</u>	<u>2:00.600</u>		8	39.359		28.985		28.647		287.0	2:01.971	
4	39.081		28.979		28.145		289.2	2:01.199		9	39.795		30.016		28.355		282.2	2:03.131	
5	39.441		29.085		28.369		293.5	2:01.745		10									

19																			
lap	Sect-1	Speed	Sect-2	Speed	Sect-3	Speed	TopSpeed	laptime	pit	lap	Sect-1	Speed	Sect-2	Speed	Sect-3	Speed	Topspeed	laptime	pit
1			28.583		27.330			2:03.772		6	<u>37.863</u>		28.896		27.342		295.5	1:58.824	
2	38.836		29.285		27.657		295.5	2:00.969		7	38.385		28.556		27.247		294.9	1:58.952	
3	39.693		28.502		27.189		299.0	2:00.033		8	38.545		28.499		<u>27.028</u>		297.3	1:58.922	
4	38.172		28.252		27.596		297.9	1:58.728		9	38.142		28.501		27.376		295.5	1:58.739	
5	38.485		<u>28.026</u>		27.249		<u>303.9</u>	<u>1:58.374</u>		10									

23																			
lap	Sect-1	Speed	Sect-2	Speed	Sect-3	Speed	TopSpeed	laptime	pit	lap	Sect-1	Speed	Sect-2	Speed	Sect-3	Speed	Topspeed	laptime	pit
1			30.213		29.526			2:13.750		6	40.836		31.124		29.417		248.5	2:08.829	
2	40.779		30.137		29.571		<u>252.1</u>	<u>2:07.823</u>		7	40.869		30.331		<u>29.283</u>		247.1	2:07.889	



# Moto TrackDay 14.06.2023

## Igora Drive

Race

14 June 2023

Laps and Sector Times - Open1000 & Open600

- 5183 mtr.

3	40.796	<u>30.132</u>	30.452	250.6	2:08.835	8	42.247	30.841	29.520	248.5	2:10.276
4	<u>40.773</u>	30.318	29.535	251.0	2:07.867	9	41.255	30.606	30.058	246.5	2:09.500
5	40.885	30.423	29.677	250.0	2:08.372	10					

24																			
lap	Sect-1	Speed	Sect-2	Speed	Sect-3	Speed	TopSpeed	laptime	pit	lap	Sect-1	Speed	Sect-2	Speed	Sect-3	Speed	Topspeed	laptime	pit
1			32.830		30.893			2:22.330		5	42.339		<u>30.317</u>		30.290		245.1	2:10.949	
2	43.694		31.470		31.226		242.7	2:14.717		6	<u>41.861</u>		30.414		30.334		242.3	2:11.254	
3	42.514		30.885		30.526		<u>247.5</u>	2:11.849		7	42.869		30.409		30.519		244.5	2:11.526	
4	42.612		30.419		30.141		245.5	<u>2:10.853</u>		8	42.756		30.741		<u>30.015</u>		242.9	2:10.915	

33																			
lap	Sect-1	Speed	Sect-2	Speed	Sect-3	Speed	TopSpeed	laptime	pit	lap	Sect-1	Speed	Sect-2	Speed	Sect-3	Speed	Topspeed	laptime	pit
1			30.807		29.952			2:16.508		6	41.794		31.154		30.803		<u>266.6</u>	2:10.740	
2	41.334		<u>30.353</u>		<u>29.873</u>		257.5	<u>2:08.583</u>		7	41.191		30.903		30.154		259.7	2:10.198	
3	<u>41.001</u>		30.838		30.293		256.4	2:08.866		8	41.689		30.735		30.059		266.2	2:09.328	
4	41.904		30.475		30.067		256.0	2:09.318		9	41.462		30.461		29.897		255.3	2:09.007	
5	41.077		30.447		30.643		<u>266.6</u>	2:09.054		10									

37																			
lap	Sect-1	Speed	Sect-2	Speed	Sect-3	Speed	TopSpeed	laptime	pit	lap	Sect-1	Speed	Sect-2	Speed	Sect-3	Speed	Topspeed	laptime	pit
1			30.749		<u>29.935</u>			2:17.578		6	41.975		31.076		30.832		260.4	2:11.008	
2	45.373		<u>30.495</u>		30.822		260.9	2:13.677		7	42.308		30.814		31.075		<u>263.1</u>	2:11.289	
3	41.703		31.496		30.246		<u>263.1</u>	2:10.489		8	41.436		30.801		30.058		257.1	2:09.566	
4	41.705		30.889		30.311		261.1	2:10.350		9	41.653		30.966		32.350		257.1	2:12.514	
5	<u>41.148</u>		30.619		29.988		261.3	<u>2:08.810</u>		10									



39																			
lap	Sect-1	Speed	Sect-2	Speed	Sect-3	Speed	TopSpeed	laptime	pit	lap	Sect-1	Speed	Sect-2	Speed	Sect-3	Speed	Topspeed	laptime	pit
1			30.466		30.682			2:17.634		5	41.863		30.656		<u>30.366</u>		240.8	2:11.174	
2	42.691		30.488		31.340		<u>241.2</u>	2:12.600		6	42.368		30.960		31.987		239.2	2:13.595	
3	42.642		30.760		31.533		240.6	2:13.080		7	42.068		31.050		30.862		239.0	2:12.130	
4	<u>41.681</u>		<u>30.293</u>		30.470		240.8	<u>2:10.669</u>		8	42.340		30.822		31.135		237.9	2:12.742	

40																			
lap	Sect-1	Speed	Sect-2	Speed	Sect-3	Speed	TopSpeed	laptime	pit	lap	Sect-1	Speed	Sect-2	Speed	Sect-3	Speed	Topspeed	laptime	pit
1			33.611		33.169			2:29.376		5	44.363		32.580		<u>32.425</u>		244.9	2:17.405	
2	43.509		<u>31.594</u>		32.576		<u>252.3</u>	<u>2:15.494</u>		6	43.889		32.088		33.027		247.5	2:16.999	
3	43.644		32.925		33.173		246.7	2:18.007		7	<u>42.891</u>		34.509		32.653		247.1	2:18.349	
4	44.422		32.528		33.391		244.3	2:18.663		8	<u>43.900</u>		34.210		32.813		244.5	2:19.081	

44																			
lap	Sect-1	Speed	Sect-2	Speed	Sect-3	Speed	TopSpeed	laptime	pit	lap	Sect-1	Speed	Sect-2	Speed	Sect-3	Speed	Topspeed	laptime	pit
1			29.332		28.227			2:08.481		6	<u>39.252</u>		<u>28.724</u>		27.948		<u>280.9</u>	<u>2:01.123</u>	
2	39.761		29.043		27.981		278.8	2:02.251		7	39.500		28.983		28.920		<u>280.9</u>	2:02.892	
3	39.501		29.041		<u>27.898</u>		280.6	2:01.934		8	39.438		30.964		29.448		280.1	2:05.826	
4	39.505		29.133		28.103		<u>280.9</u>	2:01.898		9	41.072		29.392		28.803		263.8	2:05.081	
5	39.375		30.316		27.988		280.1	2:02.922		10									

48																			
lap	Sect-1	Speed	Sect-2	Speed	Sect-3	Speed	TopSpeed	laptime	pit	lap	Sect-1	Speed	Sect-2	Speed	Sect-3	Speed	Topspeed	laptime	pit
1			31.585		<u>30.315</u>			2:18.858		6	42.442		30.917		31.584		268.1	2:11.471	
2	42.526		30.878		30.616		261.1	2:10.609		7	42.398		31.248		30.870		261.5	2:11.049	
3	42.240		31.158		30.627		<u>272.2</u>	2:10.644		8	41.898		<u>30.720</u>		30.707		256.4	<u>2:09.994</u>	
4	42.241		30.999		30.546		271.0	2:10.401		9	41.794		30.830		32.144		262.0	2:11.737	
5	<u>41.762</u>		31.126		30.914		267.8	2:10.304		10									

71																			
lap	Sect-1	Speed	Sect-2	Speed	Sect-3	Speed	TopSpeed	laptime	pit	lap	Sect-1	Speed	Sect-2	Speed	Sect-3	Speed	Topspeed	laptime	pit
1	52.320		33.315		33.383		80.4	2:28.724		5	44.249		32.595		<u>31.270</u>		246.9	2:15.316	
2	47.250		33.387		32.968		241.2	2:21.126		6	44.713		33.012		31.662		<u>256.0</u>	2:16.635	
3	44.028		32.487		31.639		255.3	<u>2:15.165</u>		7	44.008		33.409		32.179		251.2	2:16.640	
4	<u>43.945</u>		<u>32.359</u>		32.693		249.8	2:16.013		8	44.245		35.732		32.064		253.8	2:19.714	



# Moto TrackDay 14.06.2023

## Igora Drive

Race

14 June 2023

Laps and Sector Times - Open1000 & Open600

- 5183 mtr.

72																			
lap	Sect-1	Speed	Sect-2	Speed	Sect-3	Speed	TopSpeed	laptime	pit	lap	Sect-1	Speed	Sect-2	Speed	Sect-3	Speed	Topspeed	laptime	pit
1			28.406		27.616			2:03.491		6	<u>38.004</u>		28.340		27.576		285.4	<u>1:58.646</u>	
2	38.469		30.077		27.719		288.7	2:01.368		7	38.167		28.497		27.592		290.4	1:59.237	
3	38.230		28.586		27.648		<u>292.6</u>	1:59.357		8	38.386		29.057		<u>27.239</u>		292.1	2:00.026	
4	38.269		28.335		27.728		289.5	1:59.198		9	38.017		30.520		27.779		286.8	2:01.366	
5	38.231		<u>28.161</u>		27.784		281.9	1:59.071		10									

81																			
lap	Sect-1	Speed	Sect-2	Speed	Sect-3	Speed	TopSpeed	laptime	pit	lap	Sect-1	Speed	Sect-2	Speed	Sect-3	Speed	Topspeed	laptime	pit
1			30.376		<u>28.753</u>			2:10.410		6	40.269		<u>29.610</u>		29.014		283.2	2:04.597	
2	40.211		29.951		29.047		<u>290.1</u>	2:04.990		7	40.378		29.912		29.002		287.6	2:05.042	
3	40.712		30.025		29.422		283.8	2:06.045		8	40.405		30.078		28.946		273.7	2:05.425	
4	40.672		29.951		29.064		283.0	2:05.381		9	40.489		31.406		29.300		286.8	2:06.674	
5	<u>40.161</u>		29.897		29.045		284.6	<u>2:04.519</u>		10									

83																			
lap	Sect-1	Speed	Sect-2	Speed	Sect-3	Speed	TopSpeed	laptime	pit	lap	Sect-1	Speed	Sect-2	Speed	Sect-3	Speed	Topspeed	laptime	pit
1			29.160		28.415			2:07.475		6	38.956		29.304		28.413		290.4	2:01.918	
2	38.985		29.504		<u>28.039</u>		291.8	2:01.695		7	39.159		29.188		28.112		287.3	2:01.525	
3	<u>38.867</u>		30.275		28.314		<u>292.3</u>	2:02.621		8	38.889		<u>28.703</u>		28.116		287.6	<u>2:00.842</u>	
4	39.072		28.897		28.204		285.7	2:01.413		9	39.261		29.479		28.190		286.8	2:01.768	
5	39.154		28.858		28.156		291.5	2:01.314		10									

87																			
lap	Sect-1	Speed	Sect-2	Speed	Sect-3	Speed	TopSpeed	laptime	pit	lap	Sect-1	Speed	Sect-2	Speed	Sect-3	Speed	Topspeed	laptime	pit
1			30.415		<u>28.587</u>			2:12.403		6	39.999		29.616		29.457		257.1	2:05.747	
2	41.105		29.638		28.856		<u>261.8</u>	2:06.185		7	39.907		29.563		29.497		255.3	2:05.667	
3	39.816		29.618		29.318		261.5	2:05.123		8	39.723		30.033		29.509		257.7	2:05.872	
4	39.749		<u>29.193</u>		29.346		261.3	<u>2:04.703</u>		9	41.537		30.100		29.670		257.7	2:08.120	
5	<u>39.648</u>		29.315		30.387		260.4	2:06.244		10									



89																			
lap	Sect-1	Speed	Sect-2	Speed	Sect-3	Speed	TopSpeed	laptime	pit	lap	Sect-1	Speed	Sect-2	Speed	Sect-3	Speed	Topspeed	laptime	pit
1			29.533		<u>28.357</u>			2:09.119		4	39.789		29.439		28.632		278.8	2:03.011	
2	<u>39.491</u>		29.159		28.638		280.9	<u>2:02.392</u>		5	40.225		29.932		28.956		<u>287.3</u>	2:04.505	
3	39.532		<u>29.134</u>		28.682		283.5	2:02.519		6	40.788		29.846		29.738		272.2	2:27.663	

98																			
lap	Sect-1	Speed	Sect-2	Speed	Sect-3	Speed	TopSpeed	laptime	pit	lap	Sect-1	Speed	Sect-2	Speed	Sect-3	Speed	Topspeed	laptime	pit
1			28.816		28.295			2:06.476		6	39.282		28.718		28.453		282.7	2:01.511	
2	39.302		28.864		<u>27.789</u>		284.9	2:00.991		7	40.451		28.677		28.411		281.4	2:02.737	
3	39.114		28.586		28.032		289.0	2:00.740		8	39.093		29.088		28.553		285.9	2:01.857	
4	<u>39.065</u>		<u>28.565</u>		28.029		<u>289.2</u>	<u>2:00.608</u>		9	40.646		29.601		28.173		283.0	2:03.415	
5	39.612		28.884		28.396		284.0	2:01.978		10									

99																			
lap	Sect-1	Speed	Sect-2	Speed	Sect-3	Speed	TopSpeed	laptime	pit	lap	Sect-1	Speed	Sect-2	Speed	Sect-3	Speed	Topspeed	laptime	pit
1	Pit Out		30.747		29.608			2:53.476		5	41.348		30.639		<u>29.082</u>		272.0	<u>2:06.973</u>	
2	40.947		31.349		29.245		<u>288.7</u>	2:07.599		6	<u>40.465</u>		30.400		39.795		287.0	2:17.179	
3	40.932		35.234		29.676		278.5	2:28.475		7	41.639		<u>30.366</u>		30.149		268.1	2:07.919	
4	Pit Out		30.753		29.159			4:34.263		8									

111																			
lap	Sect-1	Speed	Sect-2	Speed	Sect-3	Speed	TopSpeed	laptime	pit	lap	Sect-1	Speed	Sect-2	Speed	Sect-3	Speed	Topspeed	laptime	pit
1	52.492		<u>37.291</u>		<u>37.147</u>		76.7	2:42.125		5	50.657		39.612		38.895		238.1	2:40.845	
2	<u>49.750</u>		38.663		38.407		<u>245.1</u>	2:38.882		6	50.017		38.310		37.830		226.8	<u>2:38.645</u>	
3	50.923		39.133		39.031		221.4	2:41.885		7	52.060		39.606		39.429		230.4	2:43.497	
4	50.335		38.361		38.110		243.7	2:38.824		8									

118																			
lap	Sect-1	Speed	Sect-2	Speed	Sect-3	Speed	TopSpeed	laptime	pit	lap	Sect-1	Speed	Sect-2	Speed	Sect-3	Speed	Topspeed	laptime	pit
1			29.025		27.625			2:03.833		5	38.257		28.458		27.499		289.8	1:59.050	
2	38.533		28.689		27.712		<u>299.6</u>	1:59.834		6	38.189		28.828		28.762		284.9	2:01.060	
3	38.166		28.557		27.501		293.5	1:59.189		7	38.311		<u>28.335</u>		27.408		290.6	<u>1:58.778</u>	



# Moto TrackDay 14.06.2023

## Igora Drive

Race

14 June 2023

Laps and Sector Times - Open1000 & Open600

- 5183 mtr.

4	38.524	28.451	27.934	292.6	2:00.024	8	<u>38.087</u>	29.492	<u>27.355</u>	291.8	1:59.688
---	--------	--------	--------	-------	----------	---	---------------	--------	---------------	-------	----------

200																			
lap	Sect-1	Speed	Sect-2	Speed	Sect-3	Speed	TopSpeed	laptime	pit	lap	Sect-1	Speed	Sect-2	Speed	Sect-3	Speed	Topspeed	laptime	pit
1	50.978		33.852		32.738		85.6	2:29.634		5	45.982		33.337		33.003		243.7	2:21.480	
2	45.686		33.537		32.658		<u>246.5</u>	2:32.179		6	<u>45.429</u>		33.164		32.396		245.3	<u>2:20.708</u>	
3	45.615		33.602		33.068		243.9	2:21.656		7	45.572		<u>33.042</u>		32.698		242.1	2:21.141	
4	45.970		33.687		33.231		243.7	2:23.117		8	46.138		33.911		<u>32.236</u>		243.5	2:22.370	

256																			
lap	Sect-1	Speed	Sect-2	Speed	Sect-3	Speed	TopSpeed	laptime	pit	lap	Sect-1	Speed	Sect-2	Speed	Sect-3	Speed	Topspeed	laptime	pit
1			31.230		30.193			2:18.471		6	<u>41.888</u>		30.957		31.877		268.8	2:11.614	
2	43.299		30.995		30.545		250.4	2:11.693		7	41.944		31.597		30.842		<u>269.8</u>	2:11.499	
3	42.135		31.198		30.386		262.9	2:10.524		8	42.536		31.260		<u>29.733</u>		267.4	2:10.524	
4	42.279		31.039		30.429		269.5	2:10.888		9	42.423		31.099		30.426		267.1	2:10.789	
5	42.540		<u>30.944</u>		30.081		269.0	<u>2:10.225</u>		10									

550																			
lap	Sect-1	Speed	Sect-2	Speed	Sect-3	Speed	TopSpeed	laptime	pit	lap	Sect-1	Speed	Sect-2	Speed	Sect-3	Speed	Topspeed	laptime	pit
1			29.323		29.017			2:07.769		6	39.129		29.221		28.494		278.0	2:02.218	
2	39.068		29.479		<u>28.087</u>		283.5	2:01.499		7	39.011		29.176		28.599		283.2	2:01.901	
3	39.222		29.460		28.368		281.7	2:02.054		8	40.654		29.085		28.385		<u>289.0</u>	2:03.156	
4	39.071		29.010		29.057		288.1	2:02.061		9	<u>38.977</u>		30.072		28.951		284.9	2:02.979	
5	39.406		<u>28.736</u>		28.336		280.1	<u>2:01.250</u>		10									

666																			
lap	Sect-1	Speed	Sect-2	Speed	Sect-3	Speed	TopSpeed	laptime	pit	lap	Sect-1	Speed	Sect-2	Speed	Sect-3	Speed	Topspeed	laptime	pit
1			32.166		30.950			2:21.941		6	42.233		31.002		30.572		<u>279.3</u>	2:10.806	
2	42.852		31.682		30.196		276.0	2:11.887		7	42.082		31.248		29.896		268.1	2:10.012	
3	43.131		31.039		30.075		265.7	2:11.304		8	<u>41.894</u>		30.958		<u>29.772</u>		277.7	<u>2:09.356</u>	
4	43.099		31.031		29.889		278.5	2:10.793		9	42.957		<u>30.945</u>		30.116		267.4	2:10.660	
5	42.367		31.136		29.773		276.2	2:09.982		10									

858																			
lap	Sect-1	Speed	Sect-2	Speed	Sect-3	Speed	TopSpeed	laptime	pit	lap	Sect-1	Speed	Sect-2	Speed	Sect-3	Speed	Topspeed	laptime	pit

888																			
lap	Sect-1	Speed	Sect-2	Speed	Sect-3	Speed	TopSpeed	laptime	pit	lap	Sect-1	Speed	Sect-2	Speed	Sect-3	Speed	Topspeed	laptime	pit
1	49.354		32.259		31.386		89.2	2:22.431		5	<u>41.949</u>		31.078		30.772		245.3	2:11.006	
2	42.970		31.574		31.160		<u>263.1</u>	2:12.465		6	42.103		31.224		30.856		<u>263.1</u>	2:11.826	
3	43.195		<u>30.935</u>		30.261		259.7	<u>2:10.882</u>		7	42.221		31.605		31.074		252.9	2:11.783	
4	43.729		31.052		<u>30.004</u>		262.2	2:11.367		8	43.508		32.341		31.646		223.4	2:14.713	