

Driving Challenge Igora Drive

Igora Drive

Driving Challenge
Result of Regularity

21 October 2023
- 4086 mtr.

Pos	Nbr	Name /Team name	City	Car	Year	Ref.time	1	2	3	4	5	6	7	8	9	10	Points
1	25			MERCEDES-BENZ C250			4:13.418	4:14.107	4:14.179	4:14.286	3:29.279						358
							0	0	0	0	0						
2	33			FORD FOCUS			4:35.161	3:42.977	3:43.173	3:43.606	3:38.696						1258
							0	0	0	0	0						
3	23			OPEL TIGRA			3:47.858	3:41.130	3:41.559	3:42.018	3:27.489						1776
							0	0	0	0	0						
4	37			AUDI A4			3:51.260	2:50.198	2:51.127	2:49.977	3:16.413						2300
							0	0	0	0	0						
5	19			VOLKSWAGEN TIGUAN			4:18.780	4:01.908	4:00.651	4:01.248	4:04.218						2514
							0	0	0	0	0						
6	28			AUDI A5			3:23.018	3:19.954	3:19.758	3:21.227	3:28.109						2938
							0	0	0	0	0						
7	27			VOLKSWAGEN PASSAT			3:25.636	2:50.014	2:50.404	2:48.643	3:18.693						3522
							0	0	0	0	0						
8	31			MERCEDES-BENZ C200			4:09.258	4:09.404	4:11.170	4:10.763	3:24.099						3532
							0	0	0	0	0						
9	11			Skoda Rapid			4:04.834	4:01.680	4:00.966	4:02.852	3:24.785						3772
							0	0	0	0	0						
10	1			Jaguar XJ			5:05.267	3:57.105	3:58.965	3:56.583	4:14.411						4764
							0	0	0	0	0						
11	22			MINI CLUBMAN JCW			3:52.200	3:14.707	3:16.409	3:17.109	3:51.198						4804
							0	0	0	0	0						
12	49			Abarth 124 SPIDER			5:14.702	4:24.088	4:25.273	4:26.600	3:10.177						5024
							0	0	0	0	0						
13	2			Jaguar XKR			4:12.065	4:05.168	4:06.644	4:03.818	3:10.401						5652
							0	0	0	0	0						
14	24			SUZUKI SX4			4:43.548	4:21.624	4:19.839	4:18.749	3:11.120						5750
							0	0	0	0	0						

Fastest time : 2:45.743 in lap 4 by nbr. 53 :

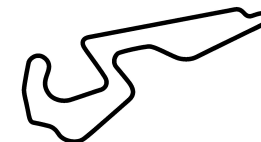

(SKODA SUPERB)

Publication-time

Results:

Timekeeping by :

Clerk of the Course	Clerk of the Course	Timekeeper
Alexander Sotnikov		Aleksey Panin
Page 1 of 4	Results remain provisional pending technical examination and decisions from the stewards of the meeting	



Driving Challenge Igora Drive

Igora Drive

Driving Challenge
Result of Regularity

21 October 2023
- 4086 mtr.

Pos	Nbr	Name /Team name	City	Car	Year	Ref.time	1	2	3	4	5	6	7	8	9	10	Points
15	35			MNI JCW			3:05.719	4:06.617	4:09.519	4:08.071	3:20.441						5804
							0	0	0	0	0						
16	15			BMW X3			3:29.424	2:49.593	2:49.900	2:52.970	3:08.492						6754
							0	0	0	0	0						
17	46			SUZUKI JIMNY			4:15.258	4:22.125	4:24.018	4:25.577	3:59.041						6904
							0	0	0	0	0						
18	52			LADA LARGUS			3:39.950	3:18.436	3:20.866	3:17.313	3:36.980						7106
							0	0	0	0	0						
19	13			SKODA OCTAVIA			3:17.633	2:47.718	2:51.459	2:48.046	3:17.676						7482
							0	0	0	0	0						
20	51			MITSUBISHI LANCER			3:38.471	3:33.186	3:30.349	3:29.220	3:27.943						7932
							0	0	0	0	0						
21	16			SEAT IBIZA			3:56.728	3:33.293	3:37.816	3:34.493	3:53.412						9046
							0	0	0	0	0						
22	20			OPEL ASTRA GTC			4:11.866	4:28.123	4:22.940	4:23.945	3:24.833						10366
							0	0	0	0	0						
23	44			MERCEDES-BENZ GLC 250			4:48.919	4:32.827	4:29.835	4:27.082	4:03.429						11490
							0	0	0	0	0						
24	14			ALFA ROMEO ALFETTA			3:54.046	3:44.735	3:49.294	3:43.338	4:01.359						11912
							0	0	0	0	0						
25	40			FORD FOCUS			4:02.414	4:59.021	5:01.432	5:05.046	4:32.004						12050
							0	0	0	0	0						
26	48			BMW 1181			3:35.995	2:52.021	2:55.808	2:49.221	3:05.690						13174
							0	0	0	0	0						
27	21			Skoda Rapid			4:24.653	2:55.337	2:55.364	2:48.570	3:15.189						13588
							0	0	0	0	0						
28	3			Jaguar F-type			3:54.004	3:39.565	3:41.522	3:46.534	4:18.659						13938
							0	0	0	0	0						

Fastest time : 2:45.743 in lap 4 by nbr. 53 :

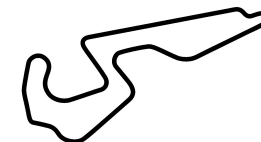

(SKODA SUPERB)

Publication-time

Results:

Timekeeping by :

Clerk of the Course	Clerk of the Course	Timekeeper	
Alexander Sotnikov		Aleksey Panin	
Page 2 of 4	Results remain provisional pending technical examination and decisions from the stewards of the meeting		



Driving Challenge Igora Drive

Igora Drive

Driving Challenge
Result of Regularity

21 October 2023
- 4086 mtr.

Pos	Nbr	Name /Team name	City	Car	Year	Ref.time	1	2	3	4	5	6	7	8	9	10	Points
29	38			FORD MUSTANG			3:26.177	3:02.160	3:03.463	2:55.943	3:16.736						15040
							0	0	0	0	0						
30	5			Jaguar XK			3:47.360	3:17.818	3:20.381	3:25.432	3:31.472						15228
							0	0	0	0	0						
31	42			VOYAH FREE			5:06.974	4:11.064	4:01.431	4:02.453	4:16.976						19266
							0	0	0	0	0						
32	32			SUBARU FORESTER			3:39.669	3:17.552	3:13.097	3:23.317	3:24.511						20440
							0	0	0	0	0						
33	18			HYUNDAI GETZ			4:02.522	4:03.378	4:14.273	4:11.283	3:46.451						21790
							0	0	0	0	0						
34	54			VOLKSWAGEN E-GOLF			4:02.378	5:11.469	5:07.197	4:59.975	3:34.526						22988
							0	0	0	0	0						
35	41			AUDI A5			4:50.486	4:04.470	4:15.031	4:02.922	4:16.176						24218
							0	0	0	0	0						
36	34			MINI COOPER S			3:39.689	3:29.895	3:22.219	3:35.187	3:45.901						25936
							0	0	0	0	0						
37	50			VAZ 21093			3:37.041	3:31.494	3:21.102	3:17.787	3:40.408						27414
							0	0	0	0	0						
38	39			VOLKSWAGEN PASSAT			3:28.405	3:12.446	3:08.243	3:24.361	4:03.530						32236
							0	0	0	0	0						
39	36			LADA 2114			3:24.151	4:03.410	4:06.704	3:49.806	3:27.405						33796
							0	0	0	0	0						
40	9			Jaguar XF			4:30.178	3:23.156	3:36.057	3:18.354	3:24.251						35406
							0	0	0	0	0						
41	53			SKODA SUPERB			3:13.936	2:52.651	3:03.893	2:45.743	3:05.443						36300
							0	0	0	0	0						
DSQ	4			Jaguar XE			3:59.795	3:23.792	3:28.197	3:24.926	3:22.286	3:20.455	3:50.606				
							0	0	0	0	0	0	0				

Fastest time : 2:45.743 in lap 4 by nbr. 53 :

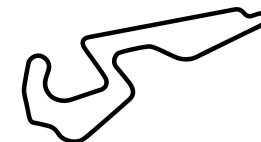

(SKODA SUPERB)

Publication-time

Results:

Timekeeping by :

Clerk of the Course	Clerk of the Course	Timekeeper	
Alexander Sotnikov		Aleksey Panin	
Page 3 of 4	Results remain provisional pending technical examination and decisions from the stewards of the meeting		



Driving Challenge Igora Drive Igora Drive

Driving Challenge
Result of Regularity

21 October 2023
- 4086 mtr.

Pos	Nbr	Name /Team name	City	Car	Year	Ref.time	1	2	3	4	5	6	7	8	9	10	Points
DSQ	45			Skoda Rapid			4:51.864	3:13.217	3:13.589	3:08.287	3:19.698	3:24.774					
							0	0	0	0	0	0					
DSQ	17			BMW F20			4:30.996	3:17.157	3:08.391	2:54.324	3:01.152	3:18.537					
							0	0	0	0	0	0					
DSQ	30			SKODA OCTAVIA			3:26.553	3:20.060	3:38.045	3:34.100	3:34.245	3:49.189					
							0	0	0	0	0	0					
DSQ	29			RENAULT LOGAN			3:51.569	3:51.103	3:41.744	3:42.396	3:40.436	3:43.235					
							0	0	0	0	0	0					
DSQ	8			Jaguar XE			3:22.954	4:14.994	4:14.545	4:14.893	4:16.233	4:24.650					
							0	0	0	0	0	0					
DSQ	6			Jaguar XE			4:47.179	4:10.331	4:10.502	4:08.867	3:52.641	3:56.349					
							0	0	0	0	0	0					
49	7			Jaguar XJ			3:36.158	3:40.053	3:46.866	3:20.337	3:34.135						53058
							0	0	0	0	0						
DSQ	12			Chevrolet Lacetti													
DSQ	47			AUDI A4													
DSQ	26			BMW X3													
DSQ	43			AUDI A6			3:21.155	3:52.741	3:17.049	3:20.033							
							0	0	0	0							

Fastest time : 2:45.743 in lap 4 by nbr. 53 :

(SKODA SUPERB)

Publication-time

Results:

Timekeeping by :

Clerk of the Course Alexander Sotnikov	Clerk of the Course	Timekeeper Aleksey Panin	
Page 4 of 4	Results remain provisional pending technical examination and decisions from the stewards of the meeting		