

Driving Challenge Igora Drive

Igora Drive

Driving Challenge

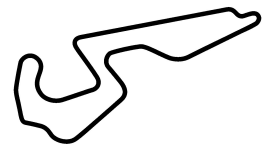
Result of Regularity

21 October 2023

- 4086 mtr.

DC

Pos	Nbr	Name Car Entrant	Points			
1	25		358	Lap numbers	2 - 3	3 - 4
		MERCEDES-BENZ C250		Diff between laps	0.072	0.107
				Laptime 1	4:14.107	4:14.179
				Laptime 2	4:14.179	4:14.286
2	33		1258	Lap numbers	2 - 3	3 - 4
		FORD FOCUS		Diff between laps	0.196	0.433
				Laptime 1	3:42.977	3:43.173
				Laptime 2	3:43.173	3:43.606
3	23		1776	Lap numbers	2 - 3	3 - 4
		OPEL TIGRA		Diff between laps	0.429	0.459
				Laptime 1	3:41.130	3:41.559
				Laptime 2	3:41.559	3:42.018
4	37		2300	Lap numbers	4 - 2	2 - 3
		AUDI A4		Diff between laps	0.221	0.929
				Laptime 1	2:49.977	2:50.198
				Laptime 2	2:50.198	2:51.127
5	19		2514	Lap numbers	3 - 4	4 - 2
		VOLKSWAGEN TIGUAN		Diff between laps	0.597	0.660
				Laptime 1	4:00.651	4:01.248
				Laptime 2	4:01.248	4:01.908
6	28		2938	Lap numbers	3 - 2	2 - 4
		AUDI A5		Diff between laps	0.196	1.273
				Laptime 1	3:19.758	3:19.954
				Laptime 2	3:19.954	3:21.227
7	27		3522	Lap numbers	2 - 3	4 - 2
		VOLKSWAGEN PASSAT		Diff between laps	0.390	1.371
				Laptime 1	2:50.014	2:48.643
				Laptime 2	2:50.404	2:50.014
8	31		3532	Lap numbers	4 - 3	2 - 4
		MERCEDES-BENZ C200		Diff between laps	0.407	1.359
				Laptime 1	4:10.763	4:09.404
				Laptime 2	4:11.170	4:10.763
9	11		3772	Lap numbers	3 - 2	2 - 4
		Skoda Rapid		Diff between laps	0.714	1.172
				Laptime 1	4:00.966	4:01.680
				Laptime 2	4:01.680	4:02.852
10	1		4764	Lap numbers	4 - 2	2 - 3
		Jaguar XJ		Diff between laps	0.522	1.860
				Laptime 1	3:56.583	3:57.105
				Laptime 2	3:57.105	3:58.965
11	22		4804	Lap numbers	3 - 4	2 - 3
		MINI CLUBMAN JCW		Diff between laps	0.700	1.702
				Laptime 1	3:16.409	3:14.707
				Laptime 2	3:17.109	3:16.409



Driving Challenge Igora Drive

Igora Drive

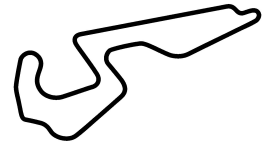
Driving Challenge

Result of Regularity

21 October 2023

- 4086 mtr.

12	49		5024	Lap numbers	2 - 3	3 - 4	2 - 4
		Abarth 124 SPIDER		Diff between laps	1.185	1.327	2.512
				Laptime 1	4:24.088	4:25.273	4:24.088
				Laptime 2	4:25.273	4:26.600	4:26.600
13	2		5652	Lap numbers	4 - 2	2 - 3	4 - 3
		Jaguar XKR		Diff between laps	1.350	1.476	2.826
				Laptime 1	4:03.818	4:05.168	4:03.818
				Laptime 2	4:05.168	4:06.644	4:06.644
14	24		5750	Lap numbers	4 - 3	3 - 2	4 - 2
		SUZUKI SX4		Diff between laps	1.090	1.785	2.875
				Laptime 1	4:18.749	4:19.839	4:18.749
				Laptime 2	4:19.839	4:21.624	4:21.624
15	35		5804	Lap numbers	4 - 3	2 - 4	2 - 3
		MINI JCW		Diff between laps	1.448	1.454	2.902
				Laptime 1	4:08.071	4:06.617	4:06.617
				Laptime 2	4:09.519	4:08.071	4:09.519
16	15		6754	Lap numbers	2 - 3	3 - 4	2 - 4
		BMW X3		Diff between laps	0.307	3.070	3.377
				Laptime 1	2:49.593	2:49.900	2:49.593
				Laptime 2	2:49.900	2:52.970	2:52.970
17	46		6904	Lap numbers	3 - 4	2 - 3	2 - 4
		SUZUKI JIMNY		Diff between laps	1.559	1.893	3.452
				Laptime 1	4:24.018	4:22.125	4:22.125
				Laptime 2	4:25.577	4:24.018	4:25.577
18	52		7106	Lap numbers	4 - 2	2 - 3	4 - 3
		LADA LARGUS		Diff between laps	1.123	2.430	3.553
				Laptime 1	3:17.313	3:18.436	3:17.313
				Laptime 2	3:18.436	3:20.866	3:20.866
19	13		7482	Lap numbers	2 - 4	4 - 3	2 - 3
		SKODA OCTAVIA		Diff between laps	0.328	3.413	3.741
				Laptime 1	2:47.718	2:48.046	2:47.718
				Laptime 2	2:48.046	2:51.459	2:51.459
20	51		7932	Lap numbers	4 - 3	3 - 2	4 - 2
		MITSUBISHI LANCER		Diff between laps	1.129	2.837	3.966
				Laptime 1	3:29.220	3:30.349	3:29.220
				Laptime 2	3:30.349	3:33.186	3:33.186
21	16		9046	Lap numbers	2 - 4	4 - 3	2 - 3
		SEAT IBIZA		Diff between laps	1.200	3.323	4.523
				Laptime 1	3:33.293	3:34.493	3:33.293
				Laptime 2	3:34.493	3:37.816	3:37.816
22	20		10366	Lap numbers	3 - 4	4 - 2	3 - 2
		OPEL ASTRA GTC		Diff between laps	1.005	4.178	5.183
				Laptime 1	4:22.940	4:23.945	4:22.940
				Laptime 2	4:23.945	4:28.123	4:28.123
23	44		11490	Lap numbers	4 - 3	3 - 2	4 - 2
		MERCEDES-BENZ GLC 250		Diff between laps	2.753	2.992	5.745
				Laptime 1	4:27.082	4:29.835	4:27.082
				Laptime 2	4:29.835	4:32.827	4:32.827



Driving Challenge Igora Drive

Igora Drive

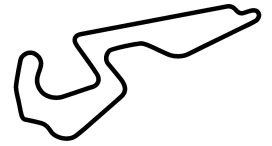
Driving Challenge

Result of Regularity

21 October 2023

- 4086 mtr.

24	14		11912	Lap numbers	4 - 2	2 - 3	4 - 3
		ALFA ROMEO ALFETTA		Diff between laps	1.397	4.559	5.956
				Laptime 1	3:43.338	3:44.735	3:43.338
				Laptime 2	3:44.735	3:49.294	3:49.294
25	40		12050	Lap numbers	2 - 3	3 - 4	2 - 4
		FORD FOCUS		Diff between laps	2.411	3.614	6.025
				Laptime 1	4:59.021	5:01.432	4:59.021
				Laptime 2	5:01.432	5:05.046	5:05.046
26	48		13174	Lap numbers	4 - 2	2 - 3	4 - 3
		BMW 1181		Diff between laps	2.800	3.787	6.587
				Laptime 1	2:49.221	2:52.021	2:49.221
				Laptime 2	2:52.021	2:55.808	2:55.808
27	21		13588	Lap numbers	2 - 3	4 - 2	4 - 3
		Skoda Rapid		Diff between laps	0.027	6.767	6.794
				Laptime 1	2:55.337	2:48.570	2:48.570
				Laptime 2	2:55.364	2:55.337	2:55.364
28	3		13938	Lap numbers	2 - 3	3 - 4	2 - 4
		Jaguar F-type		Diff between laps	1.957	5.012	6.969
				Laptime 1	3:39.565	3:41.522	3:39.565
				Laptime 2	3:41.522	3:46.534	3:46.534
29	38		15040	Lap numbers	2 - 3	4 - 2	4 - 3
		FORD MUSTA NG		Diff between laps	1.303	6.217	7.520
				Laptime 1	3:02.160	2:55.943	2:55.943
				Laptime 2	3:03.463	3:02.160	3:03.463
30	5		15228	Lap numbers	2 - 3	3 - 4	2 - 4
		Jaguar XK		Diff between laps	2.563	5.051	7.614
				Laptime 1	3:17.818	3:20.381	3:17.818
				Laptime 2	3:20.381	3:25.432	3:25.432
31	42		19266	Lap numbers	3 - 4	4 - 2	3 - 2
		VOYAH FREE		Diff between laps	1.022	8.611	9.633
				Laptime 1	4:01.431	4:02.453	4:01.431
				Laptime 2	4:02.453	4:11.064	4:11.064
32	32		20440	Lap numbers	3 - 2	2 - 4	3 - 4
		SUBA RU FORESTER		Diff between laps	4.455	5.765	10.220
				Laptime 1	3:13.097	3:17.552	3:13.097
				Laptime 2	3:17.552	3:23.317	3:23.317
33	18		21790	Lap numbers	4 - 3	2 - 4	2 - 3
		HYUNDAI GETZ		Diff between laps	2.990	7.905	10.895
				Laptime 1	4:11.283	4:03.378	4:03.378
				Laptime 2	4:14.273	4:11.283	4:14.273
34	54		22988	Lap numbers	3 - 2	4 - 3	4 - 2
		VOLKSWAGEN E-GOLF		Diff between laps	4.272	7.222	11.494
				Laptime 1	5:07.197	4:59.975	4:59.975
				Laptime 2	5:11.469	5:07.197	5:11.469
35	41		24218	Lap numbers	4 - 2	2 - 3	4 - 3
		AUDI A5		Diff between laps	1.548	10.561	12.109
				Laptime 1	4:02.922	4:04.470	4:02.922
				Laptime 2	4:04.470	4:15.031	4:15.031



Driving Challenge Igora Drive

Igora Drive

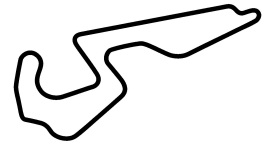
Driving Challenge

Result of Regularity

21 October 2023

- 4086 mtr.

36	34		25936	Lap numbers	2 - 4	3 - 2	3 - 4
		MINI COOPER S		Diff between laps	5.292	7.676	12.968
				Laptime 1	3:29.895	3:22.219	3:22.219
				Laptime 2	3:35.187	3:29.895	3:35.187
37	50		27414	Lap numbers	4 - 3	3 - 2	4 - 2
		VAZ 21093		Diff between laps	3.315	10.392	13.707
				Laptime 1	3:17.787	3:21.102	3:17.787
				Laptime 2	3:21.102	3:31.494	3:31.494
38	39		32236	Lap numbers	3 - 2	2 - 4	3 - 4
		VOLKSWAGEN PASSAT		Diff between laps	4.203	11.915	16.118
				Laptime 1	3:08.243	3:12.446	3:08.243
				Laptime 2	3:12.446	3:24.361	3:24.361
39	36		33796	Lap numbers	2 - 3	4 - 2	4 - 3
		LADA 2114		Diff between laps	3.294	13.604	16.898
				Laptime 1	4:03.410	3:49.806	3:49.806
				Laptime 2	4:06.704	4:03.410	4:06.704
40	9		35406	Lap numbers	4 - 2	2 - 3	4 - 3
		Jaguar XF		Diff between laps	4.802	12.901	17.703
				Laptime 1	3:18.354	3:23.156	3:18.354
				Laptime 2	3:23.156	3:36.057	3:36.057
41	12		35862	Lap numbers	2 - 3	3 - 4	2 - 4
		Chevrolet Lacetti		Diff between laps	2.940	14.991	17.931
				Laptime 1	4:08.920	4:11.860	4:08.920
				Laptime 2	4:11.860	4:26.851	4:26.851
42	53		36300	Lap numbers	4 - 2	2 - 3	4 - 3
		SKODA SUPERB		Diff between laps	6.908	11.242	18.150
				Laptime 1	2:45.743	2:52.651	2:45.743
				Laptime 2	2:52.651	3:03.893	3:03.893
	45		10604	Lap numbers	2 - 3	4 - 2	4 - 3
		Skoda Rapid		Diff between laps	0.372	4.930	5.302
				Laptime 1	3:13.217	3:08.287	3:08.287
				Laptime 2	3:13.589	3:13.217	3:13.589
	4		8810	Lap numbers	2 - 4	4 - 3	2 - 3
		Jaguar XE		Diff between laps	1.134	3.271	4.405
				Laptime 1	3:23.792	3:24.926	3:23.792
				Laptime 2	3:24.926	3:28.197	3:28.197
45	26		43476	Lap numbers	4 - 3	3 - 2	4 - 2
		BMW X3		Diff between laps	2.841	18.897	21.738
				Laptime 1	3:09.973	3:12.814	3:09.973
				Laptime 2	3:12.814	3:31.711	3:31.711
	30		35970	Lap numbers	4 - 3	2 - 4	2 - 3
		SKODA OCTAVIA		Diff between laps	3.945	14.040	17.985
				Laptime 1	3:34.100	3:20.060	3:20.060
				Laptime 2	3:38.045	3:34.100	3:38.045
	8		898	Lap numbers	4 - 2	3 - 4	3 - 2
		Jaguar XE		Diff between laps	0.101	0.348	0.449
				Laptime 1	4:14.893	4:14.545	4:14.545
				Laptime 2	4:14.994	4:14.893	4:14.994



Driving Challenge Igora Drive

Igora Drive

Driving Challenge

Result of Regularity

21 October 2023

- 4086 mtr.

	29		18718	Lap numbers	3 - 4	4 - 2	3 - 2
		RENAULT LOGAN		Diff between laps	0.652	8.707	9.359
				Laptime 1	3:41.744	3:42.396	3:41.744
				Laptime 2	3:42.396	3:51.103	3:51.103
	6		3270	Lap numbers	2 - 3	4 - 2	4 - 3
		Jaguar XE		Diff between laps	0.171	1.464	1.635
				Laptime 1	4:10.331	4:08.867	4:08.867
				Laptime 2	4:10.502	4:10.331	4:10.502
50	7		53058	Lap numbers	2 - 3	4 - 2	4 - 3
		Jaguar XJ		Diff between laps	6.813	19.716	26.529
				Laptime 1	3:40.053	3:20.337	3:20.337
				Laptime 2	3:46.866	3:40.053	3:46.866
	43		71384	Lap numbers	3 - 4	4 - 2	3 - 2
		AUDI A6		Diff between laps	2.984	32.708	35.692
				Laptime 1	3:17.049	3:20.033	3:17.049
				Laptime 2	3:20.033	3:52.741	3:52.741
	47		0	Lap numbers	-	-	-
		AUDI A4		Diff between laps			
				Laptime 1			
				Laptime 2			
	17		45666	Lap numbers	3 - 2	4 - 3	4 - 2
		BMW F20		Diff between laps	8.766	14.067	22.833
				Laptime 1	3:08.391	2:54.324	2:54.324
				Laptime 2	3:17.157	3:08.391	3:17.157