

DRDO 2023-10-03

DRDO

Result DRDO - Race 1

Result per Class Race 1

3 October 2023

Zandvoort GP - 4259mtr.

BMW M3 Cup: BMW M3 E46 met Koopman Racing kit

Pos	Nbr	Name / Team	Car	Gap	Diff	Best Lapttime Km/h	In	Race Time Km/h
1	19	Peter Koelewijn Peter Koelewijn	BMW M3 E46	-- 21 laps --		1:57.264 130.75	21	49:45.706 107.84
2	10	Dennis van der Linden Dennis van der Linden	BMW M3 E46	33.513	33.513	1:56.559 131.54	21	50:19.220 106.64
3	11	Han Kirchhoff Han Kirchhoff	BMW M3 E46	43.029	9.516	1:57.859 130.09	19	50:28.736 106.30
4	3	Han Wannet Han Wannet	BMW M3 E46	-- 20 laps --		2:02.679 124.98	20	49:52.643 102.46

Specials: Toerwagens met maximaal 1 pk op 5.0 kg

Pos	Nbr	Name / Team	Car	Gap	Diff	Best Lapttime Km/h	In	Race Time Km/h
1	131	Jeffrey den Rooyen Jeffrey den Rooyen	M3 E36	-- 20 laps --		2:02.882 124.77	18	49:49.544 102.57
2	308	John Wiegel John Wiegel	Golf tDi	-- 19 laps --		2:09.551 118.35	15	51:06.028 95.01
3	159	van Boven-Verkuylen Theobert van Boven-Perry Verkuylen	BMW 130 I	35.661	35.661	2:09.346 118.54	18	51:41.689 93.92
4	924	Robin Verkerk Robin Verkerk	Porsche 944	-- 16 laps --		2:11.505 116.59	15	42:45.650 95.61

Specials plus: Toerwagens met maximaal 1 pk op 3.75 kg



Pos	Nbr	Name / Team	Car	Gap	Diff	Best Lapttime Km/h	In	Race Time Km/h
1	69	Keric-Keric Haso Keric-Semo Keric	BMW M2	-- 21 laps --		1:56.537 131.57	20	51:30.684 104.17
2	461	Mark Jobst Mark Jobst	Zilhouette Sport	18.792	18.792	2:03.450 124.20	18	51:49.476 103.54
3	73	Martijn Wijsman Martijn Wijsman	BMW GTR	28.865	10.073	1:59.118 128.72	19	51:59.549 103.21
4	181	Daaf Steentjes Daaf Steentjes	BMW M2	-- 20 laps --		2:05.688 121.99	20	50:03.992 102.08
5	322	Arreffag-Arreffag Hassan Arreffag-Mounir Arreffag	Seat Cupra TCR	1:45.234	1:45.234	2:06.919 120.80	18	51:49.226 98.62
6	125	Valstar-Valstar Oscar Valstar-Jay Valstar	BMW M3	-- 10 laps --		2:14.306 114.16	8	27:12.307 93.93
7	5	Grootveld-Koster Reint Grootveld-Dillon Koster	BMW M2	-- 3 laps --		2:15.930 112.80	2	7:48.201 98.24

Fastest time : 1:56.537 in lap 20 by nbr. 69 : Keric-Keric (BMW M2)

Publication-time

Results: www.getraceresults.com

Timekeeping by : Time Service BV - The Netherlands

Race Director Jaap Molmans	Timekeeper  Alexander van der Griend	
Page 1 of 2		

DRDO 2023-10-03

DRDO

Result DRDO - Race 1

Result per Class Race 1

3 October 2023

Zandvoort GP - 4259mtr.

Standaard: Toerwagens met maximaal 1 pk op 6.5 kg

Pos	Nbr	Name / Team	Car	Gap	Diff	Best Lapttime Km/h	In	Race Time Km/h
1	920	Patrick Verkerk Patrick Verkerk	Porsche 944	-- 20 laps --		2:08.662 119.17	19	50:22.821 101.44
2	80	van Steen-Creemers Raimond van Steen-Hans Creemers	BMW Compact E36	1:18.236	1:18.236	2:09.582 118.32	18	51:41.057 98.88
3	75	Maarten Knijnenburg Maarten Knijnenburg	Suzuki Swift	1:23.108	4.872	2:09.529 118.37	20	51:45.929 98.72
4	101	Levi Vriesema Levi Vriesema	BMW Compact E36	-- 19 laps --		2:13.394 114.94	19	50:15.769 96.59
5	995	Verhoeven-van den Brink Eric Verhoeven-Angelino van den Brink	Porsche Boxter	6.080	6.080	2:16.324 112.47	8	50:21.849 96.40
6	219	Ursem-Schouten Kelvin Ursem-Bas Schouten	BMW Compact E36	24.347	18.267	2:11.946 116.20	19	50:40.116 95.82
7	259	Bas Visser Bas Visser	BMW Compact E36	1:32.645	1:08.297	2:14.941 113.62	19	51:48.414 93.71
8	903	Jürgen Schlösser Jürgen Schlösser	Porsche Boxster	-- 18 laps --		2:14.897 113.66	18	50:32.292 91.01
9	55	Vonk-de Vor Ties Vonk-Mark de Vor	VW Golf	17.758	17.758	2:17.844 111.23	18	50:50.051 90.48
10	13	Jorg Hendriks Jorg Hendriks	BMW E36	-- 17 laps --		2:06.620 121.09	17	43:59.964 98.73
11	36	van Schaik-Koopman Gerard van Schaik-Peter Koopman	VW Golf	6:14.044	6:14.044	2:13.694 114.68	17	50:14.008 86.47
12	42	Niels Lefeber Niels Lefeber	Opel Corsa	8:22.567	2:08.523	2:31.533 101.18	17	52:22.531 82.94

Renault Clio Challenge

Pos	Nbr	Name / Team	Car	Gap	Diff	Best Lapttime Km/h	In	Race Time Km/h
1	56	Mika Morien Mika Morien	Clio 4	-- 21 laps --		2:00.082 127.68	21	51:26.766 104.30
2	51	Kagenaar-van den Burg Luc Kagenaar-Wilbert van den Burg	Clio 4	-- 20 laps --		2:05.689 121.99	20	50:04.429 102.06
3	52	de Gier-Zantingh Piet de Gier-Thomas Zantingh	Clio 4	1:16.889	1:16.889	2:03.907 123.74	20	51:21.318 99.51
4	53	van den Anker-Laan Mark van den Anker-Teun Laan	Clio 4	-- 18 laps --		2:13.504 114.85	18	50:19.761 91.39

Overschrijden w itte lijn Pit Exit: #903 - 20 sec. straf

Pit Stop te kort: #19 - 2 sec. straf; #73 - 42 sec. straf; #995 - 4 sec. straf; #219 - 4 sec. straf; #42 - 30 sec. straf

Snelheid onder Code 60: #903 - 8 sec. straf; #995 - 8 sec. straf



Pitstop niet in Pit Window : #42 - 20 sec. straf Negeren Technische Vlag: #461 - 30 sec. straf

Fastest time : 1:56.537 in lap 20 by nbr. 69: Keric-Keric (BMW M2)

Publication-time

Results: www.getraceresults.com

Timekeeping by : Time Service BV - The Netherlands

Race Director	Timekeeper	 Alexander van der Griend	
Jaap Molmans			

Page 2 of 2