

Marcel Albers Memorial Trophy
Laps and Sector Times - Race 2

14 - 16 July 2023
Zandvoort GP - 4259mtr.

6 Jean-François Comte									Crosslé 20F										
lap	Sect-1	Speed	Sect-2	Speed	Sect-3	Speed	TopSpeed	laptime	pit	lap	Sect-1	Speed	Sect-2	Speed	Sect-3	Speed	Topspeed	laptime	pit
1	45.004	150.2	44.170	<u>159.3</u>	37.100			2:06.274		7	41.045	160.5	42.703	156.3	36.770				2:00.518
2	41.459	165.9	43.598	140.4	37.206			2:02.263		8	41.647	156.1	43.639	154.7	37.055				2:02.341
3	42.536	157.0	44.178	154.1	36.684			2:03.398		9	42.525	146.5	43.299	152.3	<u>36.509</u>				2:02.333
4	41.321	165.4	43.056	150.4	36.691			2:01.068		10	<u>41.024</u>	<u>168.2</u>	43.063	155.2	36.782				2:00.869
5	41.260	167.2	<u>42.651</u>	154.3	36.525			<u>2:00.436</u>		11	42.673	159.5	42.922	157.9	37.186				2:02.781
6	41.140	163.6	43.242	154.5	36.807			2:01.189		12									

8 Michel Ghio									Merlyn MK20A										
lap	Sect-1	Speed	Sect-2	Speed	Sect-3	Speed	TopSpeed	laptime	pit	lap	Sect-1	Speed	Sect-2	Speed	Sect-3	Speed	Topspeed	laptime	pit
1	43.949	173.6	41.838	164.9	35.246			2:01.033		5	39.680	<u>180.0</u>	41.490	165.4	<u>34.729</u>				1:55.899
2	40.991	167.2	41.779	<u>167.4</u>	35.316			1:58.086		6	<u>39.569</u>	178.5	<u>40.945</u>	162.9	34.958				<u>1:55.472</u>
3	39.896	178.8	41.383	166.7	35.073			1:56.352		7	39.618	178.2	41.144	161.2	Pit In				2:08.094
4	39.884	179.1	41.330	164.6	34.922			1:56.136		8									


9 Bob Crombag									Crosslé 55F										
lap	Sect-1	Speed	Sect-2	Speed	Sect-3	Speed	TopSpeed	laptime	pit	lap	Sect-1	Speed	Sect-2	Speed	Sect-3	Speed	Topspeed	laptime	pit
1	45.883	150.4	43.868	<u>151.7</u>	37.367			2:07.118		6	41.106	164.1	42.298	143.2	37.656				2:01.060
2	41.979	164.4	42.225	142.9	37.019			2:01.223		7	41.317	164.1	41.949	143.6	37.793				2:01.059
3	40.909	164.6	<u>41.760</u>	145.7	37.117			<u>1:59.786</u>		8	<u>40.755</u>	<u>167.2</u>	42.243	142.7	38.368				2:01.366
4	41.689	164.4	41.966	144.2	<u>36.996</u>			2:00.651		9	59.650	111.2	1:01.867	81.9	Pit In				<u>3:00.579</u>
5	40.950	164.6	41.990	143.4	37.148			2:00.088		10									

11 Ole Holst									Royale RPB3A										
lap	Sect-1	Speed	Sect-2	Speed	Sect-3	Speed	TopSpeed	laptime	pit	lap	Sect-1	Speed	Sect-2	Speed	Sect-3	Speed	Topspeed	laptime	pit
1	50.642	125.7	49.869	133.7	43.018			2:23.529		6	48.363	121.3	51.073	139.9	43.968				2:23.404
2	48.618	122.9	50.512	128.9	<u>42.165</u>			2:21.295		7	48.148	129.7	49.538	133.7	42.235				2:19.921
3	47.786	130.0	49.519	134.0	42.410			2:19.715		8	47.863	128.9	49.357	134.0	43.140				2:20.360
4	<u>47.755</u>	131.9	<u>49.178</u>	136.5	42.512			<u>2:19.445</u>		9	50.010	125.9	49.670	133.2	46.540				2:26.220
5	48.260	<u>132.0</u>	53.516	<u>141.2</u>	42.425			2:24.201		10									

18 Lars-Erik Åkersten									Hawke DL2A										
lap	Sect-1	Speed	Sect-2	Speed	Sect-3	Speed	TopSpeed	laptime	pit	lap	Sect-1	Speed	Sect-2	Speed	Sect-3	Speed	Topspeed	laptime	pit
1	47.000	149.8	45.361	151.5	37.988			2:10.349		6	43.969	152.1	45.563	147.9	38.203				2:07.735
2	<u>42.650</u>	155.6	45.345	151.3	37.929			2:05.924		7	43.155	151.9	46.376	144.8	38.002				2:07.533
3	44.701	150.2	45.777	<u>154.5</u>	<u>37.217</u>			2:07.695		8	43.344	151.3	45.028	151.9	37.522				2:05.894
4	43.113	154.3	44.808	149.0	37.611			<u>2:05.532</u>		9	45.556	115.4	47.294	124.6	39.595				2:12.445
5	1:00.141	<u>157.9</u>	46.473	152.5	37.796			2:24.410		10	43.153	157.2	<u>44.727</u>	151.7	38.173				2:06.053

25 Pierre Dessy									Swift SC 92										
lap	Sect-1	Speed	Sect-2	Speed	Sect-3	Speed	TopSpeed	laptime	pit	lap	Sect-1	Speed	Sect-2	Speed	Sect-3	Speed	Topspeed	laptime	pit
1		174.2	41.703	159.5	35.316			2:02.569		7	39.622	169.5	41.523	160.2	35.324				1:56.469
2	39.648	178.2	40.640	159.5	35.021			1:55.309		8	39.636	174.8	40.859	<u>164.9</u>	34.572				<u>1:55.067</u>
3	39.833	176.5	40.886	159.8	34.790			1:55.509		9	40.060	172.0	40.328	159.5	35.209				1:55.597
4	39.932	179.7	40.654	159.8	35.054			1:55.640		10	40.238	167.7	40.705	162.7	<u>34.487</u>				1:55.430
5	40.028	179.7	40.857	160.2	35.044			1:55.929		11	39.794	<u>182.7</u>	<u>40.265</u>	161.0	35.319				1:55.378
6	<u>39.478</u>	173.9	40.706	160.7	34.945			1:55.129		12									

28 Carly Meskes									Van Diemen VD80										
lap	Sect-1	Speed	Sect-2	Speed	Sect-3	Speed	TopSpeed	laptime	pit	lap	Sect-1	Speed	Sect-2	Speed	Sect-3	Speed	Topspeed	laptime	pit
1	45.331	169.5	42.248	161.9	35.205			2:02.784		7	39.312	182.4	<u>40.214</u>	160.7	34.940				<u>1:54.466</u>
2	40.161	177.6	41.831	163.9	35.144			1:57.136		8	39.344	178.2	41.127	161.7	35.513				1:55.984



Marcel Albers Memorial Trophy
Laps and Sector Times - Race 2

14 - 16 July 2023
Zandvoort GP - 4259mtr.

3	39.431	178.2	40.816	161.0	34.903		1:55.150	9	39.097	177.9	40.585	165.6	35.282		1:54.964
4	39.305	179.4	40.462	164.1	35.792		1:55.559	10	39.718	162.7	40.910	<u>166.9</u>	<u>34.384</u>		1:55.012
5	40.172	170.1	40.877	161.4	34.830		1:55.879	11	39.731	180.3	41.152	161.2	34.727		1:55.610
6	<u>38.890</u>	<u>184.0</u>	41.245	160.7	35.047		1:55.182	12							


30 Leon den Hollander									Mygale SJ02										
lap	Sect-1	Speed	Sect-2	Speed	Sect-3	Speed	TopSpeed	laptime	pit	lap	Sect-1	Speed	Sect-2	Speed	Sect-3	Speed	Topspeed	laptime	pit
1		178.2	41.984	<u>164.1</u>	35.125			2:03.931		7	<u>39.011</u>	179.7	41.353	157.9	35.130			1:55.494	
2	39.834	174.5	41.581	160.5	35.035			1:56.450		8	39.172	177.6	40.863	159.1	35.043			1:55.078	
3	39.332	177.6	40.655	161.2	34.906			1:54.893		9	39.526	177.0	40.655	158.4	35.522			1:55.703	
4	39.104	<u>181.5</u>	41.176	160.0	36.024			1:56.304		10	39.304	166.9	40.986	161.9	35.000			1:55.290	
5	39.792	177.6	40.500	158.8	34.852			1:55.144		11	39.181	177.9	40.631	157.2	35.697			1:55.509	
6	39.013	179.1	<u>40.405</u>	161.7	<u>34.717</u>			<u>1:54.135</u>		12									

31 Loïc Bouquet									Van Diemen RF90										
lap	Sect-1	Speed	Sect-2	Speed	Sect-3	Speed	TopSpeed	laptime	pit	lap	Sect-1	Speed	Sect-2	Speed	Sect-3	Speed	Topspeed	laptime	pit
1		182.7	40.427	<u>164.1</u>	34.255			1:58.804		7	<u>38.616</u>	<u>183.7</u>	40.386	161.9	34.397			<u>1:53.399</u>	
2	39.405	178.5	41.076	163.1	34.844			1:55.325		8	39.213	177.3	40.542	163.6	34.513			1:54.268	
3	39.355	177.3	40.767	162.7	34.706			1:54.828		9	39.542	175.3	40.886	162.7	34.342			1:54.770	
4	39.348	176.2	40.857	161.0	34.530			1:54.735		10	38.703	178.5	40.763	163.1	34.500			1:53.966	
5	39.310	179.4	40.742	163.4	34.493			1:54.545		11	39.549	176.5	41.308	162.9	34.850			1:55.707	
6	39.190	180.6	<u>40.376</u>	163.6	<u>34.222</u>			1:53.788		12									

35 John Svensson									Ray GR17K										
lap	Sect-1	Speed	Sect-2	Speed	Sect-3	Speed	TopSpeed	laptime	pit	lap	Sect-1	Speed	Sect-2	Speed	Sect-3	Speed	Topspeed	laptime	pit
1		185.9	40.002	166.7	34.359			1:57.658		7	38.921	<u>187.8</u>	40.161	165.4	<u>34.145</u>			1:53.227	
2	<u>38.586</u>	186.2	<u>39.936</u>	<u>168.0</u>	34.495			<u>1:53.017</u>		8	38.776	186.9	40.469	166.4	34.644			1:53.889	
3	38.954	186.9	40.207	165.6	34.417			1:53.578		9	39.388	186.9	40.542	166.2	34.446			1:54.376	
4	39.033	185.9	40.597	167.4	34.456			1:54.086		10	39.269	186.5	40.348	165.9	34.443			1:54.060	
5	39.203	186.2	40.272	167.4	34.434			1:53.909		11	39.143	186.9	40.473	166.7	34.813			1:54.429	
6	39.158	186.9	40.164	165.6	34.208			1:53.530		12									

37 Cédric Baeten									Royale RP24										
lap	Sect-1	Speed	Sect-2	Speed	Sect-3	Speed	TopSpeed	laptime	pit	lap	Sect-1	Speed	Sect-2	Speed	Sect-3	Speed	Topspeed	laptime	pit
1	45.648	176.2	41.597	164.4	35.090			2:02.335		7	<u>38.947</u>	176.8	<u>40.099</u>	159.8	34.940			<u>1:53.986</u>	
2	40.251	172.8	40.833	164.9	35.123			1:56.207		8	39.580	177.6	40.381	161.9	34.838			1:54.799	
3	39.656	168.5	41.306	<u>165.9</u>	34.740			1:55.702		9	39.566	179.7	40.605	159.5	35.396			1:55.567	
4	39.050	176.2	40.249	164.4	35.361			1:54.660		10	39.398	168.0	40.737	157.4	35.245			1:55.380	
5	39.894	177.0	40.431	159.5	34.800			1:55.125		11	39.292	<u>180.6</u>	40.578	162.4	35.421			1:55.291	
6	39.260	180.0	41.996	161.7	<u>34.684</u>			1:55.940		12									

40 Augustin Sanjuan									Van Diemen RF80										
lap	Sect-1	Speed	Sect-2	Speed	Sect-3	Speed	TopSpeed	laptime	pit	lap	Sect-1	Speed	Sect-2	Speed	Sect-3	Speed	Topspeed	laptime	pit
1	44.301	149.4	42.059	160.5	35.776			2:02.136		7	39.901	<u>179.7</u>	41.400	<u>162.2</u>	34.984			1:56.285	
2	40.300	170.9	41.653	159.5	36.235			1:58.188		8	40.075	177.9	40.413	159.8	34.906			1:55.394	
3	40.167	173.6	41.213	158.6	34.842			1:56.222		9	39.249	176.5	40.385	158.8	35.556			1:55.190	
4	39.564	175.6	40.368	160.0	34.759			1:54.691		10	39.465	178.2	40.440	161.2	34.718			1:54.623	
5	39.302	177.3	40.014	159.3	<u>34.658</u>			<u>1:53.974</u>		11	39.258	177.6	<u>39.845</u>	159.8	35.784			1:54.887	
6	<u>39.236</u>	178.2	40.792	158.1	35.199			1:55.227		12									



Marcel Albers Memorial Trophy
Laps and Sector Times - Race 2

14 - 16 July 2023
Zandvoort GP - 4259mtr.

42 Manuel Mangold										March 719										
lap	Sect-1	Speed	Sect-2	Speed	Sect-3	Speed	TopSpeed	laptime	pit	lap	Sect-1	Speed	Sect-2	Speed	Sect-3	Speed	Topspeed	laptime	pit	
1	44.746	164.1	42.559	156.5	35.665			2:02.970		7	41.319	166.2	43.060	153.6	35.688				2:00.067	
2	41.542	166.4	42.259	154.9	36.280			2:00.081		8	41.339	168.0	42.560	156.1	36.133				2:00.032	
3	41.754	165.1	42.473	153.8	36.137			2:00.364		9	41.211	167.7	42.341	156.7	35.801				1:59.353	
4	42.018	167.7	42.970	154.3	36.641			2:01.629		10	<u>40.835</u>	<u>169.5</u>	43.337	150.6	36.136				2:00.308	
5	41.237	<u>169.5</u>	42.359	155.2	<u>35.633</u>			<u>1:59.229</u>		11	41.753	168.0	<u>42.125</u>	153.8	35.814				1:59.692	
6	41.046	168.5	42.381	<u>160.2</u>	35.999			1:59.426		12										


44 Philippe le Nech										Van Diemen RF80										
lap	Sect-1	Speed	Sect-2	Speed	Sect-3	Speed	TopSpeed	laptime	pit	lap	Sect-1	Speed	Sect-2	Speed	Sect-3	Speed	Topspeed	laptime	pit	
1	46.611	152.3	43.491	<u>155.2</u>	37.464			2:07.566		7	<u>41.182</u>	<u>171.4</u>	42.468	150.6	36.990				2:00.640	
2	42.096	158.6	42.605	152.8	37.296			2:01.997		8	41.868	164.9	42.845	152.1	37.345				2:02.058	
3	42.349	162.4	43.141	152.3	37.134			2:02.624		9	42.394	142.5	43.377	150.0	37.098				2:02.869	
4	42.400	164.6	42.420	153.8	37.121			2:01.941		10	41.362	161.9	42.412	152.3	57.300				2:21.074	
5	41.341	167.4	<u>42.270</u>	152.1	36.825			<u>2:00.436</u>		11	50.363	126.3	50.887	122.0	Pit In				2:44.106	
6	41.535	167.2	42.612	151.7	<u>36.761</u>			2:00.908		12										

50 Oke Leuber										Van Diemen RF88										
lap	Sect-1	Speed	Sect-2	Speed	Sect-3	Speed	TopSpeed	laptime	pit	lap	Sect-1	Speed	Sect-2	Speed	Sect-3	Speed	Topspeed	laptime	pit	
1	44.728	177.6	42.682	162.4	35.570			2:02.980		7	39.458	180.6	41.576	161.0	35.241				1:56.275	
2	39.564	173.4	<u>41.255</u>	163.9	35.513			1:56.332		8	39.395	177.6	41.365	162.4	35.259				<u>1:56.019</u>	
3	<u>39.295</u>	180.0	41.598	<u>164.1</u>	35.275			1:56.168		9	39.323	179.4	41.872	161.2	35.566				1:56.761	
4	39.302	179.4	41.459	162.4	35.442			1:56.203		10	39.513	<u>181.2</u>	41.657	161.9	35.681				1:56.851	
5	39.377	179.1	41.579	161.7	<u>35.088</u>			1:56.044		11	39.586	180.3	41.454	162.2	35.481				1:56.521	
6	39.954	175.9	41.951	161.2	35.153			1:57.058		12										

55 Jean-Pierre Baudart										Crosslé 32F										
lap	Sect-1	Speed	Sect-2	Speed	Sect-3	Speed	TopSpeed	laptime	pit	lap	Sect-1	Speed	Sect-2	Speed	Sect-3	Speed	Topspeed	laptime	pit	
1	45.225	170.9	42.222	159.1	35.992			2:03.439		7	40.519	173.4	<u>41.044</u>	156.3	35.936				1:57.499	
2	41.244	172.0	41.859	159.3	36.376			1:59.479		8	40.842	172.8	41.300	155.4	35.796				1:57.938	
3	40.247	171.7	41.236	<u>161.4</u>	35.855			1:57.338		9	41.290	172.2	41.793	156.5	35.565				1:58.648	
4	40.883	169.3	41.266	157.0	35.991			1:58.140		10	40.337	174.2	41.280	159.8	<u>35.295</u>				<u>1:56.912</u>	
5	40.570	173.6	41.104	156.1	35.824			1:57.498		11	<u>40.218</u>	<u>176.2</u>	41.045	159.5	35.682				1:56.945	
6	40.902	173.4	41.220	156.5	35.587			1:57.709		12										

61 Eric Moulinet										Van Diemen RF90										
lap	Sect-1	Speed	Sect-2	Speed	Sect-3	Speed	TopSpeed	laptime	pit	lap	Sect-1	Speed	Sect-2	Speed	Sect-3	Speed	Topspeed	laptime	pit	
1	46.120	142.9	42.688	162.9	35.277			2:04.085		6	40.094	166.2	41.493	166.2	34.955				1:56.542	
2	41.512	150.8	42.162	164.9	35.987			1:59.661		7	41.254	166.9	42.930	163.1	35.096				1:59.280	
3	41.137	156.7	42.069	163.1	35.347			1:58.553		8	<u>39.721</u>	<u>182.4</u>	<u>40.919</u>	163.6	35.058				<u>1:55.698</u>	
4	40.727	178.5	41.854	161.0	35.010			1:57.591		9	40.992	168.2	42.287	161.9	35.206				1:58.485	
5	40.020	180.6	41.689	162.4	<u>34.646</u>			1:56.355		10										

68 Michel Dupont										Van Diemen RF89										
lap	Sect-1	Speed	Sect-2	Speed	Sect-3	Speed	TopSpeed	laptime	pit	lap	Sect-1	Speed	Sect-2	Speed	Sect-3	Speed	Topspeed	laptime	pit	
1	44.441	172.0	42.424	160.0	35.597			2:02.462		7	40.888	172.5	<u>40.892</u>	161.9	35.435				<u>1:57.215</u>	
2	41.322	175.3	41.683	157.2	35.954			1:58.959		8	40.970	172.8	41.482	161.7	<u>35.230</u>				1:57.682	
3	41.015	176.2	41.594	155.8	35.749			1:58.358		9	40.868	177.3	41.107	156.1	35.272				1:57.247	
4	41.321	171.2	41.508	162.2	35.687			1:58.516		10	40.952	176.8	41.265	157.4	35.450				1:57.667	
5	41.112	<u>179.1</u>	41.135	158.1	35.410			1:57.657		11	<u>40.693</u>	<u>179.1</u>	41.139	157.2	35.618				1:57.450	
6	41.058	<u>179.1</u>	41.249	<u>162.9</u>	35.562			1:57.869		12										



Marcel Albers Memorial Trophy
Laps and Sector Times - Race 2

14 - 16 July 2023
Zandvoort GP - 4259mtr.

69 Christian Deridder										Reynard 89F										
lap	Sect-1	Speed	Sect-2	Speed	Sect-3	Speed	TopSpeed	laptime	pit	lap	Sect-1	Speed	Sect-2	Speed	Sect-3	Speed	Topspeed	laptime	pit	
1	45.868	150.0	42.063	163.4	35.807			2:03.738		7	41.286	139.5	41.888	159.5	35.790				1:58.964	
2	42.164	162.2	41.985	163.6	<u>35.395</u>			1:59.544		8	41.150	171.2	<u>40.977</u>	159.5	35.462				1:57.589	
3	40.740	162.9	42.060	<u>165.1</u>	36.851			1:59.651		9	40.765	173.6	41.137	161.0	35.499				1:57.401	
4	42.483	173.6	41.884	164.4	35.529			1:59.896		10	<u>40.200</u>	<u>175.6</u>	41.309	161.2	35.435				1:56.944	
5	40.452	170.9	41.626	160.5	35.591			1:57.669		11	40.272	175.3	41.104	160.2	35.535				<u>1:56.911</u>	
6	41.309	167.4	41.407	161.0	35.655			1:58.371		12										


70 Keith Davey										Van Diemen RF80										
lap	Sect-1	Speed	Sect-2	Speed	Sect-3	Speed	TopSpeed	laptime	pit	lap	Sect-1	Speed	Sect-2	Speed	Sect-3	Speed	Topspeed	laptime	pit	
1	43.839	<u>173.1</u>	42.141	<u>162.2</u>	35.902			2:01.882		7	41.237	168.8	42.798	157.9	36.072				2:00.107	
2	41.372	169.8	42.403	159.8	36.541			2:00.316		8	41.307	170.9	43.059	157.2	36.072				2:00.438	
3	41.528	169.3	42.301	159.5	36.914			2:00.743		9	41.385	168.5	42.378	156.7	35.895				1:59.658	
4	41.971	165.9	42.441	157.7	36.056			2:00.468		10	<u>41.031</u>	169.8	42.584	157.7	36.112				1:59.727	
5	41.377	166.2	42.446	158.4	<u>35.787</u>			1:59.610		11	41.112	172.8	<u>42.084</u>	157.2	36.119				<u>1:59.315</u>	
6	41.495	164.9	42.511	158.8	35.920			1:59.926		12										

80 Jo Zosso										Van Diemen RF80										
lap	Sect-1	Speed	Sect-2	Speed	Sect-3	Speed	TopSpeed	laptime	pit	lap	Sect-1	Speed	Sect-2	Speed	Sect-3	Speed	Topspeed	laptime	pit	
1	44.177	175.3	41.825	164.4	35.035			2:01.037		7	40.145	<u>180.0</u>	<u>40.701</u>	163.6	35.367				1:56.213	
2	39.755	174.2	41.155	162.9	35.155			1:56.065		8	39.677	175.6	41.178	161.9	35.403				1:56.258	
3	39.621	178.5	40.890	163.4	35.275			<u>1:55.786</u>		9	<u>39.549</u>	174.5	41.560	160.5	37.275				1:58.384	
4	39.781	175.3	41.211	161.4	35.838			1:56.830		10	40.208	173.1	40.950	162.7	35.191				1:56.349	
5	40.410	161.9	41.226	<u>166.7</u>	35.269			1:56.905		11	39.938	170.9	41.246	161.7	35.498				1:56.682	
6	39.926	178.2	40.860	163.6	<u>35.000</u>			1:55.786		12										

89 Benjamin Monteiro										Van Diemen RF90										
lap	Sect-1	Speed	Sect-2	Speed	Sect-3	Speed	TopSpeed	laptime	pit	lap	Sect-1	Speed	Sect-2	Speed	Sect-3	Speed	Topspeed	laptime	pit	
1		168.0	40.774	163.4	35.116			2:00.934		7	39.039	180.9	<u>40.054</u>	162.2	34.659				1:53.752	
2	39.931	177.0	40.526	162.4	34.905			1:55.362		8	39.001	180.6	40.260	163.6	34.572				1:53.833	
3	39.481	176.8	40.292	162.9	34.519			1:54.292		9	39.378	173.1	40.929	162.4	<u>34.377</u>				1:54.684	
4	39.389	178.8	40.738	163.1	34.827			1:54.954		10	39.015	<u>182.1</u>	40.057	162.9	34.613				<u>1:53.685</u>	
5	39.561	181.2	40.350	163.4	34.517			1:54.428		11	<u>38.754</u>	180.9	40.847	<u>166.7</u>	34.881				1:54.482	
6	39.105	180.6	40.204	163.9	34.632			1:53.941		12										

93 Rémy d'Aubrey										Swift SC 92										
lap	Sect-1	Speed	Sect-2	Speed	Sect-3	Speed	TopSpeed	laptime	pit	lap	Sect-1	Speed	Sect-2	Speed	Sect-3	Speed	Topspeed	laptime	pit	
1	44.483	164.4	41.755	159.8	35.324			2:01.562		7	39.279	173.1	<u>40.122</u>	167.2	34.886				<u>1:54.287</u>	
2	39.995	174.2	42.096	160.0	35.220			1:57.311		8	39.544	172.8	40.928	167.2	35.105				1:55.577	
3	39.750	178.5	41.377	163.9	34.678			1:55.805		9	39.042	165.1	40.615	163.1	34.978				1:54.635	
4	39.206	179.4	40.130	164.4	35.129			1:54.465		10	40.189	160.0	40.635	<u>167.4</u>	<u>34.564</u>				1:55.388	
5	40.451	159.3	41.095	165.6	34.881			1:56.427		11	39.715	178.8	40.671	163.6	34.792				1:55.178	
6	<u>38.995</u>	<u>180.9</u>	40.817	163.6	34.915			1:54.727		12										

116 Henrik Hansson										Lotus 61										
lap	Sect-1	Speed	Sect-2	Speed	Sect-3	Speed	TopSpeed	laptime	pit	lap	Sect-1	Speed	Sect-2	Speed	Sect-3	Speed	Topspeed	laptime	pit	
1	45.131	168.0	42.262	<u>156.1</u>	36.388			2:03.781		7	40.705	170.1	43.209	149.0	36.409				2:00.323	
2	41.815	163.4	42.634	151.9	36.662			2:01.111		8	41.580	164.1	42.893	154.1	36.077				2:00.550	
3	41.301	165.6	42.471	153.6	36.280			2:00.052		9	41.326	168.5	42.221	151.9	<u>36.002</u>				1:59.549	
4	41.452	161.7	42.816	150.0	36.634			2:00.902		10	40.574	<u>170.9</u>	43.038	149.2	36.108				1:59.720	



Marcel Albers Memorial Trophy
Laps and Sector Times - Race 2

14 - 16 July 2023
Zandvoort GP - 4259mtr.

5	<u>40.552</u>	170.1	42.095	149.4	36.075		1:58.722	11	40.709	169.8	<u>41.773</u>	153.2	36.092		<u>1:58.574</u>
6	40.697	166.7	42.611	152.8	36.235		1:59.543	12							

150 Nicklas Nilsson										Reynard 88F									
lap	Sect-1	Speed	Sect-2	Speed	Sect-3	Speed	TopSpeed	laptime	pit	lap	Sect-1	Speed	Sect-2	Speed	Sect-3	Speed	Topspeed	laptime	pit
1		172.0	41.913	164.9	35.471			2:03.624		7	<u>39.087</u>	<u>181.8</u>	<u>40.396</u>	166.7	34.811			<u>1:54.294</u>	
2	40.055	172.8	41.946	161.7	35.217			1:57.218		8	39.115	179.4	41.001	165.9	35.123			1:55.239	
3	40.013	171.2	41.167	165.9	34.813			1:55.993		9	39.606	180.0	40.477	165.6	35.036			1:55.119	
4	40.566	173.9	40.718	165.9	34.828			1:56.112		10	39.938	150.6	40.986	166.2	34.886			1:55.810	
5	39.905	172.5	41.357	166.4	35.039			1:56.301		11	39.369	177.0	40.598	164.9	34.954			1:54.921	
6	39.331	180.0	40.952	<u>168.5</u>	<u>34.551</u>			1:54.834		12									

161 Eric Lécluse										Lotus 69F									
lap	Sect-1	Speed	Sect-2	Speed	Sect-3	Speed	TopSpeed	laptime	pit	lap	Sect-1	Speed	Sect-2	Speed	Sect-3	Speed	Topspeed	laptime	pit
1	45.046	172.0	41.948	158.6	35.687			2:02.681		7	40.155	174.8	41.411	157.0	35.743			1:57.309	
2	40.152	169.3	<u>41.236</u>	<u>165.1</u>	35.533			1:56.921		8	40.588	175.0	41.673	157.0	35.755			1:58.016	
3	40.267	<u>177.0</u>	41.283	162.7	35.523			1:57.073		9	40.372	171.2	42.149	156.1	36.026			1:58.547	
4	41.058	174.2	41.624	159.1	35.872			1:58.554		10	40.539	170.3	41.591	156.7	35.881			1:58.011	
5	40.026	176.5	41.312	157.4	<u>35.303</u>			<u>1:56.641</u>		11	40.357	171.4	42.476	156.3	36.269			1:59.102	
6	<u>39.963</u>	176.5	41.292	159.1	36.094			1:57.349		12									